aura energy

Annual Report
2025



Developing metals and minerals for a cleaner energy future

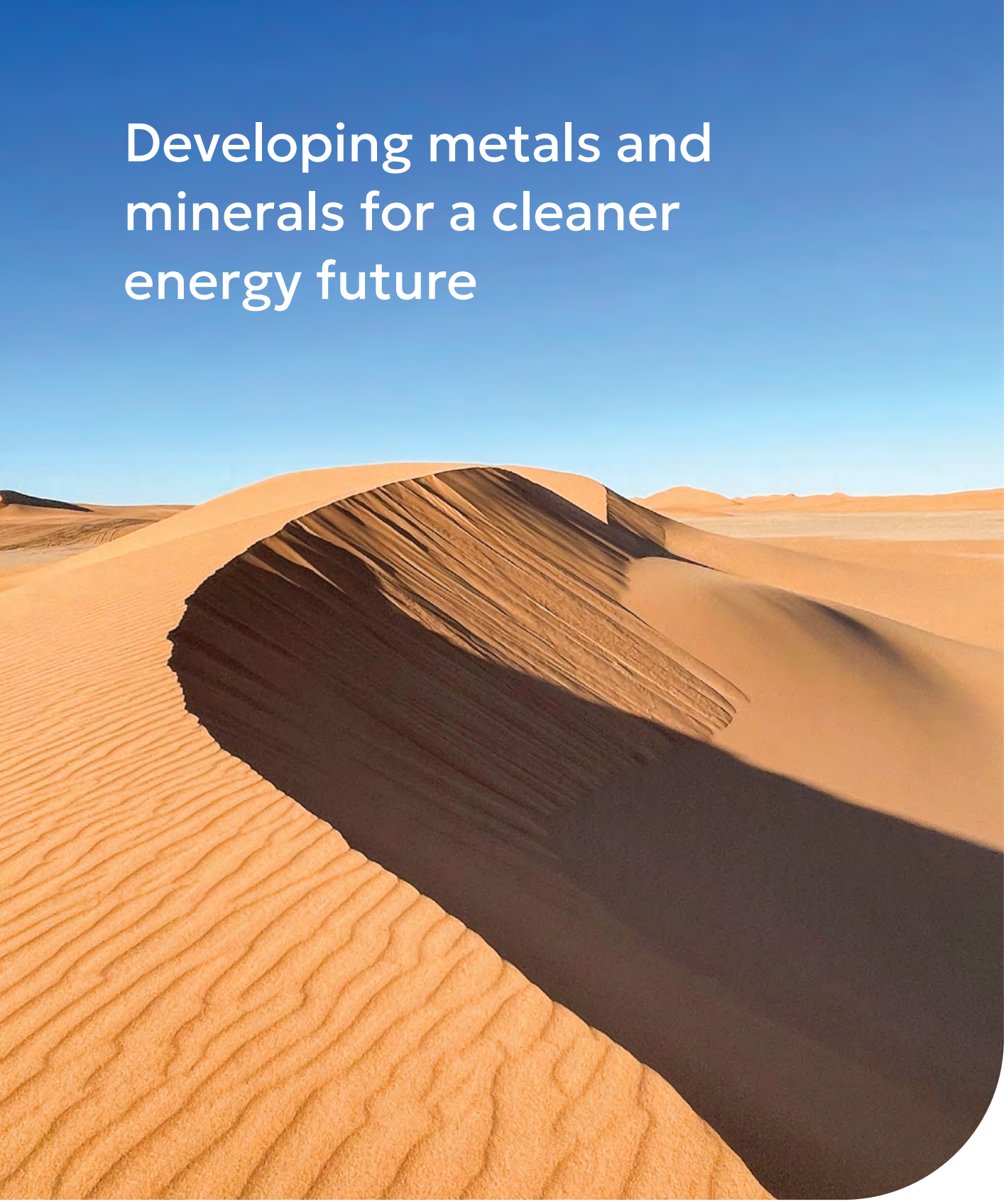

Aura Energy Limited

Email: info@auraee.com

Website: www.auraenergy.com.au

Contents

FY25 in review* 2

About Aura Energy Limited 3

Our purpose 3

Our commitment to ESG[2] 3

Our projects 4

Executive Chair's letter 5

Board of directors 8

FY25 review of projects 10

Tiris uranium project – Mauritania 10

Häggån polymetallic project – Sweden 14

Mineral Resource and Ore Reserve statement 16

Sustainability 22

FY25 sustainability review 22

Environment 23

Social licence 24

Governance 25

Financial summary 26

Additional shareholder information 117

Corporate information 121

Aura Energy's Corporate Governance Statement is available to view at www.auraenergy.com.au/corporate-governance

This Report has been approved for release by the Board of directors.

FY25 in review*

Häggån project

Häggån exploitation application submitted and Sweden proposes lifting uranium mining ban

Tiris project

Tiris uranium project fully permitted for development and operations

Life of Mine production
43.5Mlbs
U_3O_8

Extended mine life from 17 to
25 years

Net Present Value (NPV_8)
US$499M

Internal Rate of Return (IRR)
39%
post tax

Payback in
~2.25
years

Ore Reserve increased 49%
33.6Mlbs
U_3O_8

Significant potential to expand project and develop a new uranium province

Funding initiatives progressed, including engagement with DFC[1] and Strategic Partners

* Please refer following pages for further details, compliance disclosures and cross references to relevant ASX announcements



Drilling at Tiris uranium project

About Aura Energy Limited

Aura Energy Limited is an Australian-based mineral exploration and development company, incorporated in Australia and dual-listed on the Australian Securities Exchange (ASX: AEE) and the AIM market of the London Stock Exchange (AIM: AURA).

Our purpose

Aura Energy develops metals and minerals for a cleaner energy world, respecting, listening to and creating value for host nations, local communities and shareholders.

Our commitment to ESG[2]

1 Business integrity

At all times we conduct ourselves with integrity

2 Health, safety and wellbeing

We are committed to ensuring our employees, contractors and affected community members can work and live in a safe and healthy way

3 Respect, diversity and inclusion

We strive to ensure that every member of our workforce and the communities we affect feel respected and valued

4 Cooperation, responsibility and technical excellence

We create value for our business, our investors and our workforce by fostering technical excellence, cultivating a collaborative approach to problem solving, and encouraging responsibility and innovation

5 Environmental responsibility

We are committed to responsible environmental management

6 Social responsibility

We are committed to being socially responsible and seek to obtain and sustain broad-based support for our business activities. This includes respecting the human rights of everybody affected by our business and value chain activities

7 Regional employment and enterprise

We seek to contribute to local and regional development wherever possible

8 Climate and energy transition

We are committed to climate change mitigation and energy source transition

1 DFC – United States International Development Finance Corporation

2 Environment, Social and Governance factors. For further information on our commitment to ESG, refer to our Sustainability section on pages 22 to 25

Our projects

Aura Energy has two main projects:

Tiris uranium project, Mauritania

A fully licensed, near-term, long-life and high-value project that we are developing towards production and positioning the company as a future supplier of uranium.

Häggån polymetallic project, Sweden

A potentially globally significant, large-scale polymetallic project containing vanadium, sulphate of potash and uranium providing long-term growth potential.

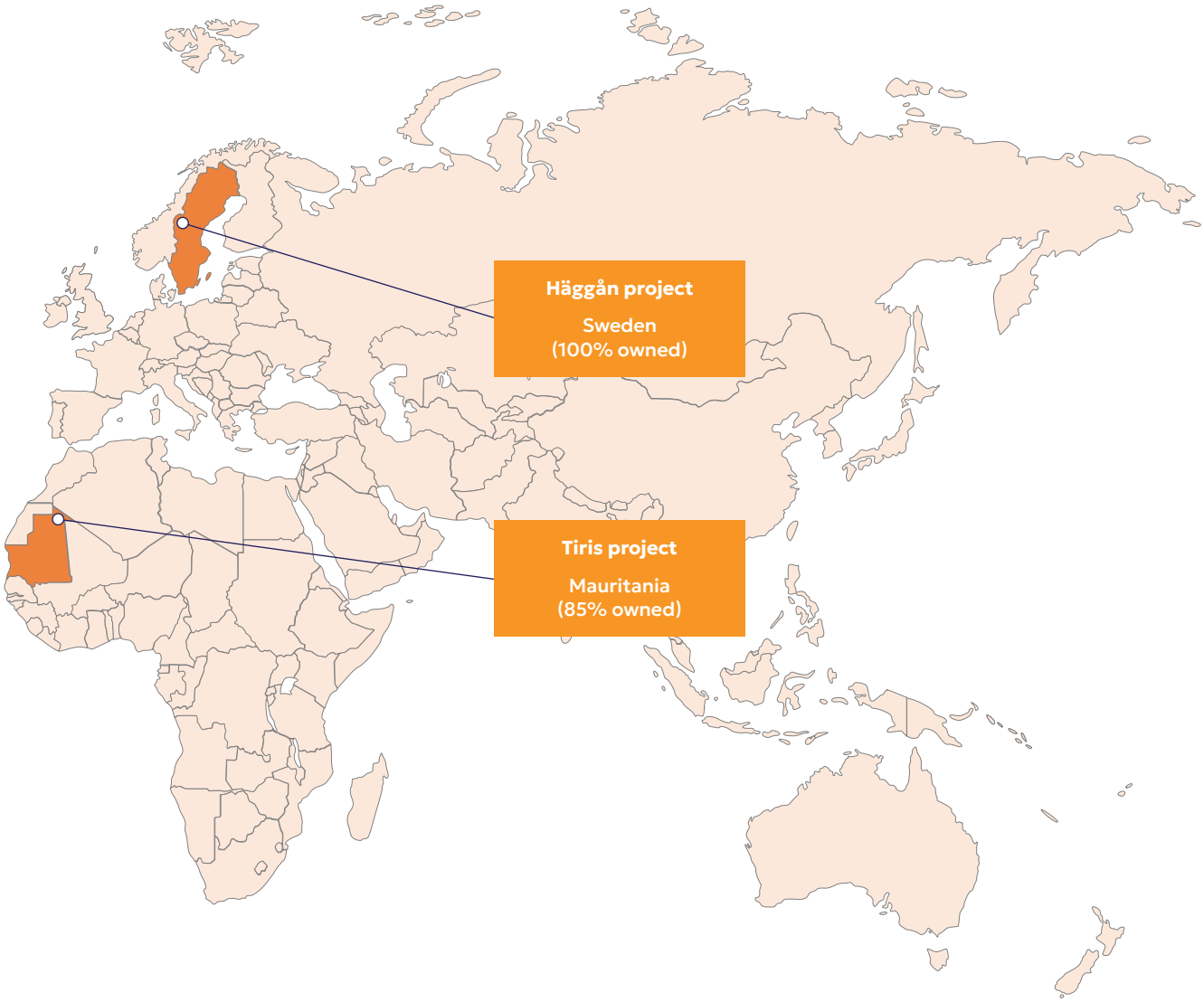

Executive Chair's letter

Dear Shareholders,

I am pleased to present Aura Energy's 2025 Annual Report – a year in which we have taken decisive steps to transform Aura from an explorer and developer into a near-term uranium producer, underpinned by strong technical, commercial and governance foundations.

Tiris uranium project – continued growth and strengthened economics

Our flagship Tiris uranium project (Project or Tiris) in Mauritania continues to deliver outstanding results. Following completion of the Front-End Engineering Design (FEED) study in February 2024[3], we refined our production target in September 2024, extending the mine life to 25 years and increasing life-of-mine uranium production by approximately 44% to 43.5 million pounds U_3O_8. Updated project economics remain robust, with a post-tax NPV (8% discount rate) of ~US$499 million, an IRR of about 39%, and a payback period of just over two years[4].

In December 2024, supported by the upgraded Mineral Resource in June, Tiris Ore Reserves were increased by 49% to 33.9 million pounds U_3O_8[5] – a major milestone that further strengthens the project's scale and strategic significance. Water drilling in the Touadeni Basin delineated sufficient water resources for the Project, and Wood Engineering commenced basic engineering to advance execution readiness. These steps ensure we are well-positioned to move rapidly into development once project funding is secured.

Commercial milestones and offtake agreements

In 2025, we made significant progress on the commercial front. We executed offtake agreements, including a long-term contract with a major U.S.-based nuclear utility and a master spot sales agreement[6]. Together with our pre-existing Curzon offtake cover[7], these arrangements cover ~25% of projected uranium production for 2028 to 2031 and provide price protection that significantly reduces downside risk. These agreements are an important step in de-risking Tiris and building a robust commercial foundation ahead of development.

Advancing Project funding

Development funding activities has advanced considerably, with strong interest from a number of funding groups and potential strategic equity investors. Due diligence and term sheet negotiations are well underway. During the year, the U.S. International Development Finance Corporation (DFC) published the Environmental and Social Impact Assessment (ESIA) for Tiris on its website[8] – a significant milestone in the DFC's process toward potential debt financing for a portion of the total project funding requirements. We continue to work towards finalising a funding package with the DFC and other partners.

Strategic progress in Sweden

In Sweden, we submitted an exploitation license application for the Häggån Project (Häggån)[9]. We are very encouraged by the Swedish government's progress toward lifting the uranium mining ban, expected to take effect from 1 January 2026, which should unlock the very significant value potential of Häggån.

Building capability and leadership

This year, we also focused on building the leadership team needed to deliver Tiris. In June, I stepped into the role of Executive Chair, bringing my global mining and finance experience to guide us through project financing and development. We strengthened our operational capability with the appointments of Mohamed El Moctar Mohamed El Hacene as Country Manager and Mohamed Sid'Ahmed as General Manager Operations, adding deep local knowledge and operational expertise.

The Board was also strengthened with the appointments of Ousmane Mamoudou Kane and, more recently, Michelle Ash as Independent Non-Executive Directors, enhancing our technical capacity, governance and relationships with key Mauritanian stakeholders.

Looking ahead

Our priorities for the coming year are clear:

1. Secure the full project funding package and achieve Final Investment Decision (FID) for Tiris, with the goal of commencing uranium production in 2027
2. Advance execution and operation readiness and commence construction of the Tiris Project
3. Explore expansion options, leveraging the modular plant design to potentially increase production beyond the initial project plan
4. Progress exploration across our broader licence areas in northern Mauritania area with the goal of delivering multiple new discoveries and positioning Mauritania as a globally significant uranium jurisdiction
5. Unlock value from the Häggån Project in Sweden, leveraging positive regulatory developments
6. Maintain our ESG leadership through strong community engagement, environmental stewardship, and alignment with host-country development goals

Acknowledgements

On behalf of the Board, I extend my thanks to all our stakeholders – our shareholders for their confidence and support; the Mauritanian government and local communities for their constructive engagement; and our management team and staff for their commitment and dedication. Together, we are advancing Tiris toward becoming Mauritania's first uranium mining operation – a project with the potential to transform Aura and deliver lasting benefits to the region.

We believe Aura is strongly positioned in a market where demand for clean energy is rising, and uranium is regaining global importance. The next 12 months will be pivotal for Aura Energy, and we have the leadership, project quality, and momentum to deliver meaningful value for shareholders.

Yours sincerely,



Philip Mitchell
Executive Chair
Aura Energy Limited



Water drilling

3 ASX and AIM release: 28 February 2024 – FEED study confirms excellent economics for the Tiris Uranium Project

4 ASX and AIM release: 11 September 2024 – Updated Production Target improves economics at Tiris Uranium Project

5 ASX and AIM release: 20 December 2024 – Substantial growth in Ore Reserves and strategic progress at Tiris Uranium Project

6 ASX and AIM release: 1 August 2025 – Tiris Uranium Project – US Offtake and Spot Sales Agreements Secured

7 ASX and AIM release: 15 August 2024 – Curzon offtake restructure and placement completed

8 ASX and AIM release: 27 June 2025 – DFC publishes ESIA for Tiris Uranium Project

9 ASX and AIM release: 5 September 2024 – Häggån Project Exploitation Permit application submitted in Sweden

Board of directors



Philip Mitchell
Non-Executive Chair (from 21 Dec 2021);
Executive Chair (from 10 June 2025)

Mr Mitchell is an experienced mining executive with deep expertise in strategy, finance, and M&A. He previously served as Head of Business Development and Strategy and CFO of Rio Tinto Iron Ore, and as a member of Anglo American's Executive Committee. Mr Mitchell has led major global transactions, including Rio Tinto's response to BHP's takeover proposal, and brings extensive commercial, government, and JV partner engagement experience. He holds a Bachelor of Economics (ANU) and chairs Aura's Board, guiding project financing and development.



Andrew Grove
Managing Director and Chief Executive Officer

Mr Grove is a mining and finance executive with over 30 years' experience across uranium, gold, and West African operations. His career spans leadership roles at Chesser Resources, Perseus Mining, Macquarie Bank, and technical positions with Orano/Areva. He holds a Masters in Mineral Economics and a Bachelor of Engineering (WA School of Mines) and is a Non-Executive Director of Zenith Minerals.



Patrick Mutz
Non Executive Director

Mr Mutz has over 40 years' international uranium and mining experience across operations, project development, and corporate leadership, including as CEO of Deep Yellow, Alliance Resources, and Heathgate Resources. He is currently MD & CEO of Image Resources (ASX:IMA). He is a member of Aura's Audit & Risk and Remuneration & Nomination Committees.



Bryan Dixon
Non Executive Director

Mr Dixon is a highly experienced Chartered Accountant and experienced mining executive with a background in gold and battery minerals. He is currently MD & CEO of Charger Metals and a Non-Executive Director of Burley Minerals. He has extensive experience in M&A, project financing, and mine development and is a member of the Audit & Risk and Remuneration & Nomination Committees.



Warren Mundine AO
Non Executive Director

Mr Mundine AO is a respected business leader and advocate for Indigenous economic development with 40+ years' experience across public, private, and community sectors. He is Chairman of Nyungga Black Group and the Australian Indigenous Education Foundation and serves on several boards. Mr Mundine is a member of Aura's Audit & Risk and Remuneration & Nomination Committees.



Michelle Ash
Non Executive Director
(from 16 September 2025)

Ms Ash has more than 30 years' global mining experience in senior roles with BHP, Barrick Gold, Dassault Systèmes, and OZ Minerals, focusing on innovation, technology, and growth strategy. She is Chair of Magnium Australia and NatBridge Resources and holds multiple board roles. Ms Ash is a Fellow of AusIMM and a graduate of AICD and holds qualifications in engineering, business and psychology. She is a Member of the Audit & Risk, and Remuneration & Nomination Committees.



Ousmane M. Kane
Non Executive Director

Mr Kane is a highly experienced Mauritanian leader with a career spanning Minister of Finance, Minister of Economic Affairs, Governor of the Central Bank of Mauritania, and CEO of SNIM. He brings invaluable insight into Mauritania's operating and regulatory environment as Aura advances the Tiris Project. He is a Member of the Audit & Risk, and Remuneration & Nomination Committees.

FY25 review of projects

Tiris uranium project – Mauritania

(85% Aura Energy via Tiris Ressources SA, 15% Mauritanian government)

Overview

The Tiris uranium project is Aura Energy's near-term production asset, located in the Sahara Desert of northeast Mauritania.

Fully permitted with a 30-year mining licence, Tiris is designed as a low-cost, shallow, open-pit operation using free-digging mining methods and alkaline leaching technology to produce high-purity uranium oxide (yellowcake) for export via the port of Nouakchott.

Mineral Resource and Ore Reserve base

- **Mineral Resource:** 91.3Mlbs U_3O_8 (June 2024)[10]
- **Ore Reserve:** 33.6Mlbs U_3O_8 (December 2024), +49% upgrade[11]
  - Achieved through updated resource modelling, pit optimisation, and mine scheduling
  - High conversion rate from resource to reserve due to shallow (<6m deep), free-digging mineralisation and the fact that the mineralisation can be upgraded ~seven times by simple wet screening to feed high grade mineralisation (+2,000ppm U_3O_8) and small volumes to the process plant

"The Aura team has done an exceptional job in progressing the Tiris project throughout the year. The increased resources and reserves and definition of a robust, long life high value Project is a testament to their efforts.

The next steps in preparing the Project for development and funding are well underway and we are looking forward to commencing development next year.

Beyond the development we see very significant value in the future expansion of Tiris and the very exciting exploration opportunity within our expansive tenure applications.

2026 looks to be another pivotal year for Aura, its stakeholders and our shareholders."

Andrew Grove
Managing Director & CEO



Test pit at our site at Tiris uranium project

Project economics (base case)[12]

- **NPV_8:** ~US$499 million
- **IRR:** ~39%
- **Payback period:** ~2.25 years
- **Development capital:** ~US$230 million
- **Base case production:** ~2Mlbs U_3O_8 per year, with expansion optionality

Cautionary statement – Production Target and financial outcomes

The Production Target and the forecast financial information derived from it (including NPV, IRR, payback and cash flows) are based on the material assumptions set out in Aura Energy's ASX announcement "Updated Production Target Improves Economics at Tiris dated 11 September 2024. The Production Target is underpinned by Measured Resources (30%), Indicated Resources (37%), and Inferred Resources (33%) over the 25-year life of mine for the Base case, with only 7% Inferred Resources used in the first four years.

The estimated Mineral Resources have been prepared by a Competent Person in with the requirements of the JORC Code (2012).

There is a low level of geological confidence associated with Inferred Mineral Resources and there is no certainty that further exploration work will result in the determination of Indicated or Measured Mineral Resources or that the Production Target or the forecast financial information derived from it will be realised. Investors are directed to the full disclosure, including material assumptions, set out in the announcement dated 11 September 2024.

2025 development activities

- **Basic engineering** underway by Wood Group, de-risking the Project and advancing execution readiness
- **Hydrogeological drilling** confirmed water supply 57% above Project requirements, ensuring long-term water security
- Received **190+ responses** to procurement and construction tenders, under review to optimise execution
- Ongoing **funding discussions** with the U.S. International Development Finance Corporation (DFC) and other strategic investors
- **DFC publication** of the Project's Environmental and Social Impact Assessment (ESIA) — a key milestone toward securing debt financing

Timeline of events at Tiris for FY25

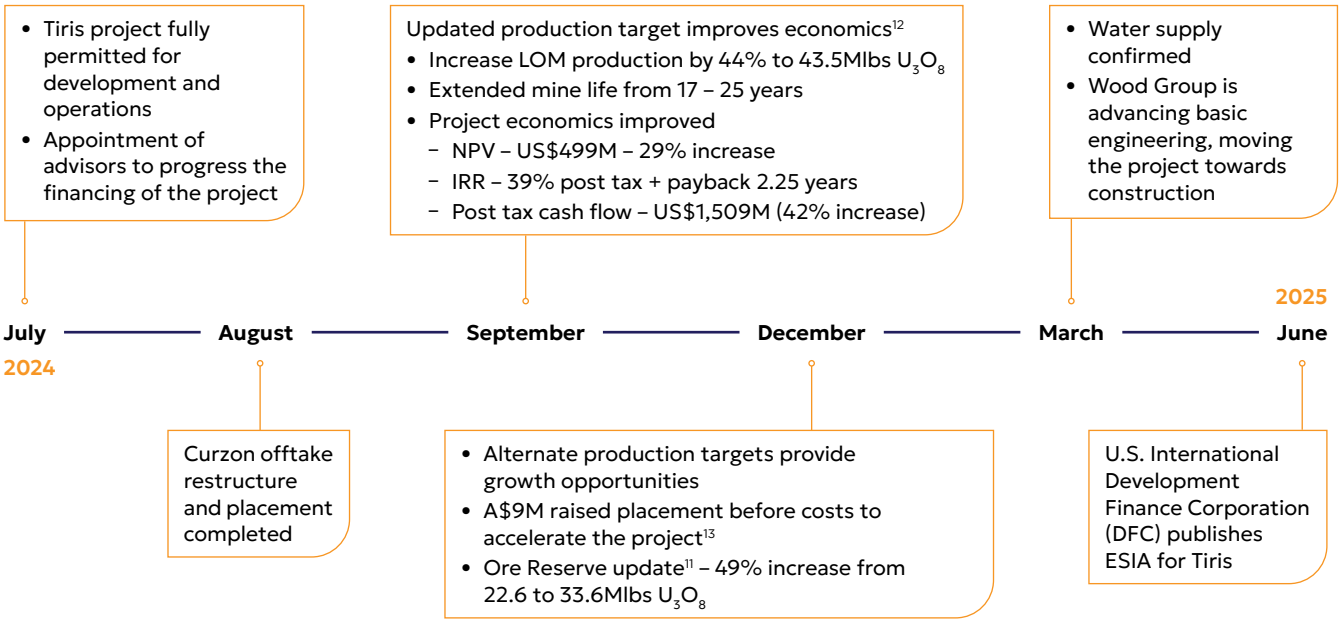

10 ASX and AIM release: 12 June 2024 – Aura increases Tiris' Mineral Resources by 55% to 91.3Mlbs U_3O_8

11 ASX and AIM release: 20 Dec 2024 – Substantial growth in Ore Reserves and strategic progress at Tiris Uranium Project

12 ASX and AIM release: 11 Sep 2024 – Updated Production Target Improves Economics at Tiris

13 ASX and AIM release: 17 December 2024 – A$9 million placement to accelerate the Tiris Uranium Project development

Key features

- **Simple, shallow mining** with low strip ratio
- Beneficiation process upgrades ore by 600–800% via simple wet screening
- **Alkaline leach circuit,** proven technology, for high uranium recovery and saleable product

Exploration & growth opportunity

- **Alternative production targets have been assessed which demonstrate significant potential** to expand the scale of the Tiris Project beyond 2Mlbspa and to identify multiple new uranium occurrences with 13,000km^2 of tenement applications over an emerging uranium province[14]

"Funding has advanced significantly during the year and we have received strong interest from a number of parties looking to invest in the development of Tiris at various levels in the capital structure.

All parties continue with their due diligence and negotiations with the aim of delivering committed funding proposals.

We are especially pleased with the progress achieved with the DFC and their commitment demonstrated with the posting of the ESIA which is a critical part of their internal approval processes.

Aura is committed to delivering a full funding solution for the development of Tiris during the remainder of 2025."

Andrew Grove
Managing Director & CEO

14 ASX and AIM release: 13 December 2024 – Tiris Uranium Project - Alternative Production Targets provide growth opportunities for Aura



Exploration camp at Tiris uranium project

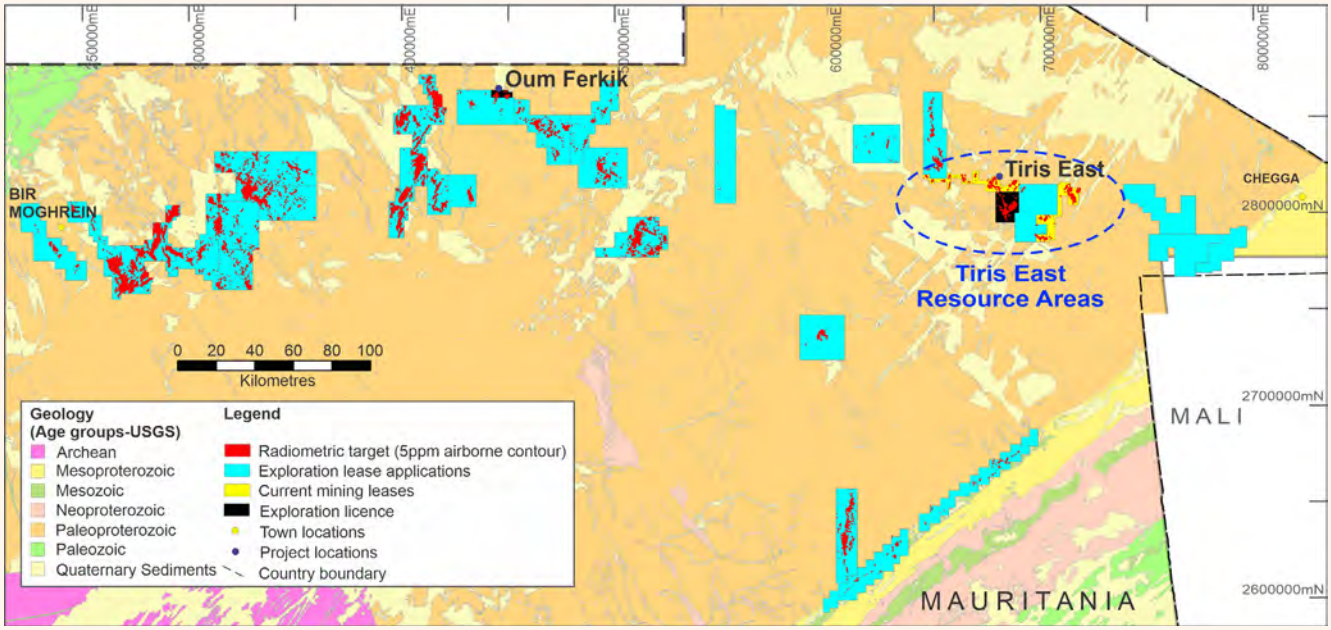

Northern Mauritania – massive untested potential. Diagram showing Aura Energy's tenements and applications and highlighted radiometric targets[15].

Outlook

Aura is targeting a **Final Investment Decision (FID) in early 2026**, with construction commencing in 2026 and first production expected in 2027. With strong project economics, a growing resource and reserve base, and robust commercial foundations through offtake agreements with global nuclear utilities, Tiris is positioned to become Mauritania's first uranium mining operation and a key supplier to the global nuclear fuel market.

15 Radiometric targets generated from USGS/BRGM - Prism Survey radiometrics. Radiometrics shown at >5ppm contour



Häggån polymetallic project – Sweden

(100% Aura Energy via Vanadis Battery Metals AB)

The Häggån polymetallic project, located in Jämtland, central Sweden, is one of the world's largest undeveloped uranium and polymetallic deposits. Häggån is a potentially globally significant resource containing vanadium, sulphate of potash (SOP), nickel, molybdenum, zinc, and over 800Mlbs[16] of uranium — positioning it as a strategic asset to support Europe's clean energy transition and Sweden's energy security.

Resource and project scale[16,17]

- **Mineral Resource:** 2.0 billion tonnes containing over 800 Mlbs U_3O_8
- **Other Key Minerals:** Vanadium, Sulphate of Potash (SOP), nickel, molybdenum, zinc,
- **Scoping Study (2023):**
  - Supports 17-year mine life at 3.6 Mtpa throughput
  - NPV (base case): US$380M – US$1.23B
  - IRR: 26–47%
  - Payback: 1.5–2.0 years
  - Excluding uranium due to the current ban

Strategic and regulatory developments in 2025

- Exploitation (processing concession) application submitted to the Swedish Mining Inspectorate and under active review
- Swedish government inquiry (December 2024) recommended lifting the uranium mining ban
- Legislation to lift the ban has been presented to Parliament and is expected to come into effect on **1 January 2026**
- Collaboration agreement signed with Neu Horizon Uranium Ltd to support the development of Sweden's uranium sector

Environmental and social commitment

Häggån is being planned as a **small-footprint, open-pit operation** with progressive rehabilitation and revegetation to minimise impact. Hydrological studies are underway to ensure sustainable operations.

> "We believe the very significant value of the global scaled uranium resources at Häggån are not well reflected in the Aura share price.
>
> We applaud the Swedish governments efforts in reversing the uranium mining ban and look forward to the reversing of that legislation.
>
> Releasing that value from Häggån will also be a priority of the company during 2026."
>
> **Andrew Grove**
> Managing Director & CEO

Future potential

The Häggån project has the potential to become a cornerstone of Sweden's future nuclear energy supply chain and a key contributor to the European Union's critical minerals strategy. When the uranium mining ban is lifted, Aura will be well-positioned to advance Häggån toward development and unlock the significant value of this globally important deposit.



Drilling at Häggån project

16 ASX and AIM release: 22 Aug 2012 – Outstanding Häggån Uranium Resource expands to 800 million pounds

17 ASX and AIM release: 5 Sept 2023 – Scoping Study Confirms Scale and Optionality of Häggån

Mineral Resource and Ore Reserve statement

A solid foundation for future development

Overview

Aura Energy's Mineral Resource and Ore Reserve estimates are reported in accordance with the JORC Code (2012 Edition) and ASX Listing Rules (Chapter 5). The Haggan Mineral Resource for U_3O_8 is reported with the JORC Code (2004 Edition), with the date of the estimate at 22 August 2012[18].

These estimates provide the foundation for our development strategy and demonstrate the quality and scale of our project portfolio. The estimates presented in this report are current as at 30 June 2025 and reflect Aura Energy's most recent geological modelling and technical studies.

The tables below provide the Mineral Resources and Ore Reserves for Aura by project on a 100% basis.

There have been no changes to the Tiris Mineral Resource or Haggan Mineral Resource during the year. An update of Tiris Ore Reserve was announced to the ASX and AIM on 20 December 2024 - Substantial growth in Ore Reserves and strategic progress at Tiris Uranium Project.

18 ASX and AIM release: 22 Aug 2012 – Outstanding Häggån Uranium Resource expands to 800 million pounds

19 ASX and AIM Release: 10 October 2019 – Häggån Battery Metal Project Resource Upgrade Estimate Successfully Completed

"The strong growth in both Mineral Resources and Ore Reserves resulting from the 2024 drilling campaign demonstrates potential both at Tiris and regionally.

At Tiris mineralisation remains open and there are numerous untested radiometric anomalies with potential to add to the resource inventory once drilled. Due to the shallow nature of the mineralisation and the low operating costs at Tiris any mineralisation identified has potential to be economically extracted.

Regionally within our 13,000km^2 of tenement applications there are extensive untested radiometric anomalies that support our view that we are developing a very high potential uranium province in northern Mauritania."

Andrew Grove
Managing Director & CEO

Summary of Mineral Resources – as at 30 June 2025

Project	Tonnes (Mt)	U_3O_8 (ppm)	U_3O_8 (Mlbs)	V_2O_5 (ppm)	V_2O_5 (Mlbs)	Cut-off (ppm)	JORC code
Tiris[21]	184	225	91.3	73	30	100	2012
Häggån[18]	2,350	155	800			100	2004
Häggån[19]	2,005			3,000	13,330	2,000	2012

Data for tonnes, grade and contained metal reported to reflect appropriate precision and may not sum precisely due to rounding.

Mineral Resources Competent Person notes refer to: 1. Arnold van der Heyden (H&S Consulting Pty Limited), 2. Arnold van der Heyden (H&S consultants) and Dr Robert Beeson, 3. Rupert Osborn (H&S Consulting Pty Limited) and Neil Clifford.

The Häggån Mineral Resource was prepared and first disclosed under the JORC Code 2004. It has not been updated to comply with the JORC Code 2012 on the basis that the information has not materially changed since it was last reported.

Tiris Mineral Resource – as at 30 June 2025 (JORC 2012)

100ppm U_3O_8 cut-off grade

Deposit	Class	Tonnes (Mt)	U_3O_8 (ppm)	U_3O_8 (Mlbs)	V_2O_5 (ppm)	V_2O_5 (Mlbs)
Tiris East	Measured	34	230	17.3	75	5.6
	Indicated	48	212	22.6	69	7.3
	Inferred	79	210	36.7	68	11.9
	Total	**162**	**215**	**76.6**	**69**	**24.9**
Oum Ferkik	**Inferred**	**22**	**294**	**14.6**	**95**	**4.7**
Total Mineral Resources	Measured	34	230	17.3	74	5.6
	Indicated	48	212	22.6	69	7.3
	Inferred	102	229	51.4	74	16.6
	Total	**184**	**225**	**91.3**	**73**	**29.6**

Data for tonnes, grade and contained metal reported to reflect appropriate precision and may not sum precisely due to rounding.

Mineral Resources Competent Person notes refer to: Arnold van der Heyden (H&S Consulting Pty Limited).

For further information please refer to the ASX and AIM Release: 12 June 2024 – Aura increases Tiris' Mineral Resources by 55% to 91.3Mlbs U_3O_8.

Tiris Ore Reserve – as at 30 June 2025 (JORC 2012)

100ppm U_3O_8 cut-off grade

Deposit	Proved Ore Reserve			Probable Ore Reserve			Total Ore Reserve		
	Tonnes (Mt)	U_3O_8 (ppm)	U_3O_8 (Mlbs)	Tonnes (Mt)	U_3O_8 (ppm)	U_3O_8 (Mlbs)	Tonnes (Mt)	U_3O_8 (ppm)	U_3O_8 (Mlbs)
Lazare North	3.6	297	2.4	8.3	262	4.8	12.0	273	7.2
Lazare South	7.5	245	4.1	4.8	243	2.5	12.3	244	6.6
Hippolyte	7.6	274	4.6	7.5	266	4.4	15.0	270	8.9
Sadi	9.1	213	4.3	14.5	207	6.6	23.6	209	10.9
Total	**27.8**	**249**	**15.3**	**35.0**	**238**	**18.4**	**62.8**	**243**	**33.6**

Data for tonnes, grade and contained metal reported to reflect appropriate precision and may not sum precisely due to rounding.

Mineral Resource is reported inclusive of Ore Reserves.

Ore Reserves are calculated using a uranium price of US$80/lb.

Tonnages are reported including mining dilution.

Mineral Resources Competent Person notes refer to Andrew Hutson (Resolve Mining Services).

For further information please refer to the ASX and AIM Release: 12 June 2024 – Substantial growth in Ore Reserves and strategic progress at Tiris Uranium Project.

The Tiris Uranium Project Ore Reserve estimate has **increased 49%** to **62.8Mt at 243ppm U_3O_8** containing an estimated **33.6Mlb U_3O_8** (previously 40.4Mt at 254ppm U_3O_8 containing an estimated 22.6Mlb U_3O_8)[21]. The updated Ore Reserve estimate has been completed on the Mineral Resource released in June 2024, which included growth of Measured and Indicated Resources of 35%[21]. The Ore Reserve estimate update has been completed based on pit optimisation and mine schedules reported as part of the September 2024 Production Target update[22].

The key mining areas and process infrastructure remain unchanged from those reported within the September 2024 Production Target Update[23].

The upgrade has seen incremental growth in the Ore Reserve estimate in the Lazare North, Lazare South, Sadi and Hippolyte resource areas, mainly due to increased classification of resources as Measured and Indicated in the June 2024 Mineral Resource estimate update[24].

The updated Ore Reserve estimate, with comparison to the previously reported Ore Reserve estimate[25] has been summarised in the table below. The Ore Reserves are estimated from their respective Mineral Resources after consideration of the level of confidence in the Mineral Resource and taking account of material and relevant modifying factors. No Inferred Mineral Resources have been included in the Ore Reserve.



Häggån core logging

Ore Reserve estimate showing an increase of 49% between Tiris Ore Reserve (December 2024) and Tiris Ore Reserve (March 2023)

Deposit		Proved Ore Reserve			Probable Ore Reserve			Total Ore Reserve		
		Tonnes (Mt)	U_3O_8 (ppm)	U_3O_8 (Mlbs)	Tonnes (Mt)	U_3O_8 (ppm)	U_3O_8 (Mlbs)	Tonnes (Mt)	U_3O_8 (ppm)	U_3O_8 (Mlbs)
Lazare North	**Dec-24**	**3.6**	**297**	**2.4**	**8.3**	**262**	**4.8**	**12.0**	**273**	**7.2**
	Mar-23	0.9	298	0.6	8.0	251	4.4	8.9	256	5.0
	Diff	2.7	-1	1.8	0.4	11	0.4	3.1	17	2.2
	% Diff	286%	0%	287%	5%	4%	9%	35%	7%	44%
Lazare South	**Dec-24**	**7.5**	**245**	**4.1**	**4.8**	**243**	**2.5**	**12.3**	**244**	**6.6**
	Mar-23	6.5	264	3.8	2.7	291	1.7	9.2	271	5.5
	Diff	1.0	-19	0.3	2.1	-48	0.8	3.1	-27	1.1
	% Diff	15%	-7%	8%	80%	-16%	47%	34%	-10%	20%
Hippolyte	**Dec-24**	**7.6**	**274**	**4.6**	**7.5**	**266**	**4.4**	**15.0**	**270**	**8.9**
	Mar-23	5.7	270	3.4	7.1	231	3.2	12.8	248	7.0
	Diff	1.9	4	1.2	0.4	35	0.8	2.2	22	1.9
	% Diff	32%	1%	36%	5%	15%	22%	17%	9%	27%
Sadi	**Dec-24**	**9.1**	**213**	**4.3**	**14.5**	**207**	**6.6**	**23.6**	**209**	**10.9**
	Mar-23	6.1	232	3.1	3.3	261	1.9	9.5	242	5.1
	Diff	3.0	-19	1.2	11.1	-54	4.7	14.1	-33	5.9
	% Diff	49%	-8%	37%	336%	-21%	246%	149%	-14%	116%
Total	**Dec-24**	**27.8**	**249**	**15.3**	**35.0**	**238**	**18.4**	**62.8**	**243**	**33.6**
	Mar-23	19.3	257	11.0	21.0	251	11.6	40.4	254	22.6
	Diff	8.5	-8	4.34	14.0	-13	6. 8	22.5	-11	11.0
	% Diff	44%	-3%	40%	66%	-5%	58%	56%	-4%	49%

Ore Reserves are a subset of Mineral Resources.

Ore Reserves conform with and use the JORC Code 2012 definitions.

Ore Reserves are calculated using a uranium price of US$80/lb.

Ore Reserves are calculated using a cut-off grade of 100ppm U_3O_8.

Tonnages are reported including mining dilution.

All figures are rounded to reflect appropriate levels of confidence which may result in apparent errors of summation.

20 ASX and AIM Release: 29 March 2023 – Enhanced Definitive Feasibility Study confirms robust financial returns and near-term production potential of the Tiris Uranium Project

21 ASX and AIM Release: 12 June 2024 – Aura increases Tiris Mineral Resources by 55% to 91.3Mlbs U_3O_8

22 ASX and AIM Release: 11 September 2024 – Updated Production Target Improves Economics at Tiris

23 ASX and AIM Release: 11 September 2024 – Updated Production Target Improves Economics at Tiris

24 ASX and AIM Release: 12 June 2024 – Aura Increases Tiris Mineral Resources by 55% to 91.3Mlbs

25 ASX and AIM Release: 29 March 2023 – Tiris Uranium Project Enhanced Definitive Feasibility Study

Häggån Mineral Resource – as at 30 June 2025 (JORC 2012)

V_2O_5 cut-off grades

V_2O_5 (cut-off %)	Class	Tonnes (Mt)	V_2O_5 (%)	K_2O (%)	Mo (ppm)	Ni (ppm)	Zn (ppm)	V_2O_5 (Mlbs)
0.1	Indicated	45	0.34	4.11	213	365	501	332
	Inferred	2,503	0.27	3.37	200	312	433	14,873
0.2	**Indicated**	**42**	**0.35**	**4.13**	**217**	**375**	**512**	**320**
	Inferred	**1,963**	**0.30**	**3.80**	**212**	**337**	**463**	**13,010**
0.3	Indicated	61	0.38	4.22	223	398	536	258
	Inferred	954	0.35	3.95	226	374	503	7,390
0.4	Indicated	11	0.44	4.46	225	429	580	101
	Inferred	113	0.43	4.25	232	419	562	1,072

Data for tonnes, grade and contained metal reported to reflect appropriate precision and may not sum precisely due to rounding.

Mineral Resources Competent Person: Rupert Osborn (H&S Consulting Pty Limited).

For further information please refer to the ASX and AIM Release: 10 October 2019 – Häggån Battery Metal Project Resource Upgrade Estimate Successfully Completed.

Häggån Mineral Resource – as at 30 June 2025 (JORC 2004)

100ppm U_3O_8 cut-off grade

U_3O_8 (100ppm) cut-off)	Tonnes (Mt)	U_3O_8 (ppm)	Mo (ppm)	V (ppm)	Ni (ppm)	Zn (ppm)	U_3O_8 (Mlbs)
Inferred	2,350	155	207	1,519	316	431	800

Data for tonnes, grade and contained metal reported to reflect appropriate precision and may not sum precisely due to rounding.

Contained metal shown for U_3O_8 only.

Mineral Resources Competent Person: Arnold van der Heyden (H&S Consulting Pty Limited).

For further information please refer to the ASX and AIM Release: 22 August 2012 – Outstanding Häggån Uranium Resource expands to 800 million pounds.

The Mineral Resource was prepared and first disclosed under the JORC Code 2004. It has not been updated to comply with the JORC Code 2012 on the basis that the information has not materially changed since it was last reported.



Spring at Häggån

Competent Persons' statements

The information in this report that relates to Mineral Resources for the Tiris Uranium Project is based on, and fairly represents, information compiled by Arnold van der Heyden, who is a Chartered Professional of The Australasian Institute of Mining and Metallurgy (AusIMM) and is employed by H&S Consultants Pty Limited. Mr van der Heyden has no economic, financial or pecuniary interest in the company. Arnold has sufficient experience relevant to the style of mineralisation and type of deposit under consideration, and to the activity being undertaken, to qualify as a Competent Person as defined in the 2012 Edition of the Australasian Code for Reporting of Exploration Results, Mineral Resources and Ore Reserves (JORC Code) and consents to the inclusion of the matters based on their information in the form and context in which it appears.

The information in this report that relates to Ore Reserves for the Tiris Uranium Project is based on, and fairly represents, information compiled by Andrew Hutson, who is a Fellow of The Australasian Institute of Mining and Metallurgy (AusIMM) and is a full-time employee of Resolve Mining Services. Mr Hutson has no economic, financial or pecuniary interest in the company. Andrew has sufficient experience relevant to the style of mineralisation and type of deposit under consideration, and to the activity being undertaken, to qualify as a Competent Person as defined in the 2012 Edition of the Australasian Code for Reporting of Exploration Results, Mineral Resources and Ore Reserves (JORC Code) and consents to the inclusion of the matters based on their information in the form and context in which it appears.

The information in this report that relates to the updated Mineral Resource for the Häggån Polymetallic Project is based on, and fairly represents, information compiled by Rupert Osborn, who is a Member of The Australian Institute of Geoscientist (AIG) and is an employee of H&S Consultants Pty Ltd. Rupert has sufficient experience relevant to the style of mineralisation and type of deposit under consideration, and to the activity being undertaken, to qualify as a Competent Person as defined in the JORC Code. Mr Osborn consents to the inclusion of the matters based on their information in the form and context in which it appears. The information in this report that relates to the August 2012 Häggån Mineral Resource Estimate and classification for U_3O_8 is based on, and fairly represents, information compiled by Arnold van der Heyden who is a Chartered Professional of The Australasian Institute of Mining and Metallurgy (AusIMM) and is employed by H&S Consultants Pty Limited. Arnold has sufficient experience relevant to the style of mineralisation and type of deposit under consideration, and to the activity being undertaken, to qualify as a Competent Person as defined in the JORC Code. Mr van der Heyden consents to the inclusion of the matters based on their information in the form and context in which it appears.

Compliance statements

The Company confirms that it is not aware of any new information or data that materially affects the information included in the original market announcements, and in the case of estimates of Mineral Resources, that all material assumptions and technical parameters underpinning the estimates in the relevant market announcement continue to apply and have not materially changed. The Company confirms that the form and context in which the Competent Person's findings are presented have not been materially modified from the original market announcement.



Location of one of the Häggån project drillholes

Sustainability

Aura Energy is committed to developing its projects responsibly, guided by a robust Environmental, Social, and Governance (ESG) framework. In FY2025, we continued to strengthen our sustainability practices by aligning with international standards, deepening stakeholder engagement, and embedding ESG considerations across all aspects of our operations.

Our approach is driven by our values – developing metals and minerals for a cleaner energy world, respecting, listening to and creating value for host nations, local communities and shareholders.

Our ESG framework focuses on the following key pillars:

- Business integrity
- Health, safety, and wellbeing
- Respect, diversity, and inclusion
- Cooperation, responsibility, and technical excellence
- Environmental responsibility
- Social responsibility
- Regional employment and enterprise
- Climate and energy transition

FY25 sustainability review



Environment

- Low-impact mining – Tiris
- Water security – Tiris
- ESIA alignment – Tiris
- Additional cultural heritage – survey programs planned – Tiris
- Monitoring programs in place – Tiris and Häggån



Social Factors

- 100% local workforce – Tiris
- Workforce inclusion
- Community engagement – Tiris and Häggån
- 0 lost time injuries (LTI) & significant incidents
- Training programs delivered



Governance

- Strengthened leadership
- Policies updated for best practice
- Full permitting achieved for construction and operation for Tiris



Water sampling at Häggån project

Environment

Driving sustainable, responsible, and low impact resource development across all projects

Aura Energy is committed to minimising the environmental impact of its operations through advanced technologies and responsible practices. From water conservation to carbon efficiency, we integrate innovative solutions across all project phases. The Tiris uranium project in Mauritania exemplifies our approach to sustainable, low-impact mining, reflecting our dedication to environmental stewardship and long-term sustainability.

Aura is committed to implementing robust climate-related data collection systems in the upcoming fiscal year, ensuring alignment with evolving regulatory requirements and future reporting obligations in Mauritania.

Aura Energy prioritises environmental stewardship and climate resilience across its projects.

- **Low-impact mining & environmental stewardship:** The Tiris uranium project in Mauritania continues to set a benchmark for low-impact mining, with a strong focus on minimising land disturbance, continuous rehabilitation, conserving water, and reducing greenhouse gas emissions
- **International standards:** Aura's Environmental and Social Impact Assessment (ESIA) for Tiris was published in alignment with International Finance Corporation (IFC) performance standards, ensuring transparent disclosure and stakeholder engagement. Collaboration with the U.S. International Development Finance Corporation (DFC) and site visits underscore progress toward responsible project development and financing
- **Water security:** Groundwater exploration and aquifer testing confirmed a sustainable supply exceeding Tiris' project demand by 57%, with additional high-potential targets identified. Long-term management and licensing plans are underway to ensure reliable water access for operations. At Häggån, water sampling is conducted regularly to develop an understanding of the baseline water quality over time
- **Biodiversity and cultural heritage:** At Tiris, flora and fauna monitoring will continue, with additional surveys scheduled following a significant rainfall event. Archaeological and cultural heritage sites are protected, with formal procedures in place for land disturbance and chance finds, in collaboration with Mauritanian authorities (IMRFPC). In Sweden, reindeer herding in Sápmi, the Sámi homeland, is legally protected and sustainably managed. A 2024 assessment for the Häggån concession evaluated how mining activities may impact the Sami village of Tåssåsen and their traditional herding practices, which are vital for preserving Sámi language, culture, and knowledge. Additionally, several flora and fauna inventories were conducted to support the exploitation application, with fieldwork carried out during June and July 2024
- **Transport & logistics:** Journey and freight management is prioritised to ensure safe, efficient, and reliable movement of personnel, equipment, and materials across all project sites
- **Climate & air quality monitoring:** Baseline dust, air quality, and radiation monitoring programs are in place at Tiris to safeguard workers and nearby communities, with further monitoring to be expanded once a permanent site presence is established.



In January, Aura's Chief HSSE Officer, Tiris Ressources Business and Exploration Director and Government Relations Director participated in a five-day training program on uranium in mining, held in Nouakchott. The training was organised by Mauritania's Agence de Régulation de la Sûreté Nucléaire (ARSN) and delivered by a representative from the U.S. Nuclear Regulatory Commission. The program was attended by representatives from several government agencies, including the Ministries of Health, Civil Protection, Nouakchott Port Authority, Mining, Water and Environment.

Social licence

Building trust and shared value with host communities through inclusive, responsible, and sustainable practices

Aura is committed to building lasting, positive relationships with its host communities while supporting workforce diversity and development.

- **Local employment:** Long-term contractor personnel in Mauritania have been transitioned to roles with Tiris Ressources, supporting local workforce development and skills enhancement. 100% of our team in Mauritania are Mauritanian
- **Diverse and inclusive workforce:** Aura promotes inclusion, gender equality, and cultural respect across all regions and has a corporate social responsibility policy[26]. Women represent 32% of Aura's workforce (including full-time, part-time, casual, and contractors), and key appointments and local hires strengthen government relations, operations, and ESG implementation
- **Community engagement:** Stakeholder engagement continues in Mauritania and Sweden, including targeted ESIA briefings, government consultations, and culturally sensitive engagement with indigenous communities. Aura contributed to Sweden's national dialogue on uranium mining reform and the Häggån exploitation permit process
- **Community & environmental responsibility:** The Exploitation Permit Application for Häggån K no. 1 incorporates preliminary economic, environmental, and community assessments, to secure 25-year tenure and enable sustainable mine development. A follow-up exploration application will be resubmitted once the current permit is determined
- **Safety and wellbeing:** Safety remains a top priority for Aura, with a focus on formalising safety management systems, and documentation. Minor incidents were managed with corrective actions, and there were zero Lost Time Injuries (LTI) in FY2025, reflecting our commitment to safe operations. Crisis and Emergency Response Plans, Occupational Health and Safety Management Systems, and journey management protocols are in place, fostering a proactive culture of health and wellbeing. Developing health, safety, environment and community (HSEC) standards and updating the business risk register also commenced this year
- **Training & Development:** Workforce training included sexual harassment awareness, corporate policy training, and technical uranium mining and safety education, and ESG awareness sessions with Mauritanian government stakeholders. Performance reviews and individual KPI's were implemented to support professional growth and alignment with company objectives.

26 https://auraenergy.com.au/wp-content/uploads/2025/03/Corporate-social-responsibility-policy.pdf

Governance

Strong governance drives responsible growth, ESG integration, and long-term value

Aura Energy is committed to the high standards of corporate governance[27], prioritising transparency, accountability, and ethical decision-making across all operations. In FY2025, we strengthened ESG compliance, updated key policies—including Human Rights[28] (incorporating Modern Slavery), Whistleblower protections[29], and Business Conduct Standards – and reinforced our governance framework to support the Mauritanian uranium project.

These measures reflect our focus on sustainable growth, effective risk management, and delivering long-term value to shareholders, communities, and stakeholders.

- **Governance & ethical leadership:** Committed to transparent decision-making, rigorous ESG compliance, and continuous improvement, aligning governance practices with global standards and industry best practice. Since July 2024, Aura has strengthened its leadership team through key appointments that will reinforce Aura's governance capacity and strengthen oversight for the Tiris uranium project and other strategic initiatives:
  - **Philip Mitchell:** Executive Chair, bringing extensive global mining and finance experience
  - **Ousmane Mamoudou Kane:** Non-Executive Director, contributing deep regional expertise and strategic insight in Mauritania
  - **Michelle Ash:** Non-Executive Director, with a strong background in governance, finance, ESG initiatives and innovation in technology for mineral processing
  - **Mohamed El Moctar O Mohamed El Hacene:** Country Manager for Mauritania, overseeing operations and ensuring alignment with local regulations and community engagement
  - **Mohamed Sid'Ahmed:** General Manager of Operations for the Tiris uranium project, leading technical and operational strategies to advance project development
  - **Policy framework:** The company reviewed and updated key policies, including Human Rights (incorporating Modern Slavery), Whistleblower protections, and Business Conduct Standards. All policies are available on our website at auraenergy.com.au
- **Regulatory compliance:** Achieved full permitting for construction and operation of the Tiris uranium project, enabling construction and future operation of uranium production facilities in Mauritania
- **Regulatory engagement & policy advocacy:** Contributed to Sweden's national dialogue on uranium mining reform, submitting a formal statement supporting the removal of the ban. The Swedish Government has since submitted a legislative proposal to Parliament to overturn the ban, potentially enabling future uranium extraction under expanded tenure at Aura's Häggån project
- **Government Engagement:** Met with His Excellency Minister Thiam Tidian in FY2025 to discuss regulatory support and collaboration. Continued high-level dialogue with Mauritanian government authorities, including the President His Excellency Mr. Mohamed Ould Cheikh Al- Ghazouani, reaffirming state backing for the Tiris Uranium Project and its progression toward Final Investment Decision
- **Future governance initiatives:** Aura will continue to refine its ESG risk management systems, strengthen stakeholder engagement processes, and align with global sustainability and governance frameworks as its projects advance toward development.



Our Tiris Uranium Project is strategically located in north-eastern Mauritania, within the Western Sahara Desert

27 For more information see our corporate governance statement at https://auraenergy.com.au/our-company/corporate-governance/

28 https://auraenergy.com.au/wp-content/uploads/2025/05/Human-rights-policy.pdf

29 https://auraenergy.com.au/wp-content/uploads/2025/03/Whistleblower-policy.pdf

Financial summary

Aura Energy Limited

ABN 62 115 927 681

Annual Financial Report
For the year ended 30 June 2025



Table of Contents

About Aura

Aura Energy Limited (Aura) is an Australian-based mineral company with major uranium and polymetallic projects in Africa and Europe.

The Company is focused on developing a uranium mine at the Tiris Uranium Project, a major greenfield uranium discovery in Mauritania. The 2024 FEED Study[1] and Production Target Update[2] demonstrates Tiris to be a near-term low-cost uranium mine producing 2Mlbspa U_3O_8 over a 25-year mine life with excellent economics and optionality to expand and to accommodate future exploration success.

Aura plans to transition from a uranium explorer to a uranium producer to capitalise on the rapidly growing demand for nuclear power as the world shifts towards a decarbonised energy sector.

Beyond the Tiris Project, Aura owns 100% of the Häggån Project in Sweden. Häggån contains a global-scale 2.0Bt vanadium, sulphate of potash (SOP)[3] and uranium[4] Mineral Resource. Utilising only 3% of the resource, a 2023 Scoping Study[5] outlined a 17-year mine life based on a 3.6Mtpa production rate.

Corporate Directory	28
Directors' Report	29
Remuneration Report	42
Corporate Governance	57
Auditor's Independence Declaration	59
Consolidated statement of profit or loss and other comprehensive income	60
Consolidated Statement of Financial Position	61
Consolidated statement of changes in equity	62
Consolidated statement of cash flows	64
Notes to the Consolidated Financial Statements	65
Consolidated entity disclosure statement	108
Directors' Declaration	110
Independent Auditor's Report	111

[1] ASX and AIM Release: 28 Feb 2024 – FEED study confirms excellent economics for the Tiris Uranium Project
[2] ASX and AIM Release: 11 Sept 2024 – Updated Production Target Improves Economics at Tiris
[3] ASX and AIM Release: 10 Oct 2019 – Häggån Battery Metal Project Resource Upgrade Estimate
[4] ASX and AIM Release: 22 Aug 2012 – Outstanding Häggån Uranium Resource expands to 800 million pounds
[5] ASX and AIM Release: 5 Sept 2023 – Scoping Study Confirms Scale and Optionality of Häggån

Corporate Directory

Aura Energy Limited
ABN 62 115 927 681

Directors

Philip Mitchell	Executive Chair
Andrew Grove	Managing Director & Chief Executive Officer
Bryan Dixon	Non-Executive Director
Warren Mundine AO	Non-Executive Director
Patrick Mutz	Non-Executive Director
Ousmane M. Kane	Non-Executive Director
Michelle Ash	Non-Executive Director

Company Secretary
Ross Kennedy

Registered Office
Level 2, 28 Cantonment Street,
Fremantle, WA, 6160
Telephone: +61 8 6285 5900
Email: info@auraenergy.com.au
www.auraenergy.com.au

Stock Exchange Listings
Australian Securities Exchange
AIM Market of the London Stock Exchange
ASX code: AEE
AIM Code: AURA

Auditors
Hall Chadwick WA Audit Pty Ltd
283 Rokeby Road
Subiaco WA 6008

Share Register
Computershare Investor Services Pty Ltd
Level 4, 44 Martin Place
Sydney, NSW, 2000
Telephone: 1300 850 505 (within Australia)
Telephone: +61 3 9415 4000 (outside Australia)
Email: www.investorcentre.com/contact
Website: www.computershare.com

AIM Nominated Advisor
SP Angel Corporate Finance LLP
Prince Frederick House
35-39 Maddox Street
London United Kingdom W1S 2PP

AIM Broker
Tamesis Partners LLP
125 Old Broad Street
London EC2N 1AR

Directors' Report

The Directors of Aura Energy Limited present their report on the consolidated entity consisting of Aura Energy Limited and the entities it controlled ("Group") at the end of, or during, the year ended 30 June 2025.

Directors

The names and details of the Group's directors in office during the financial year and until the date of this report are as follows. Directors were in office for this entire period unless otherwise stated.

Mr Philip Mitchell	**Non-Executive Chair** **Executive Chair**	**21 December 2021;** **10 June 2025**
Experience and expertise	Mr Mitchell brings significant expertise in mining mergers and acquisitions, having previously served as Head of Business Development and Strategy at Rio Tinto. He also held key roles as Chief Financial Officer of Rio Tinto Iron Ore and as a member of the Executive Committee at Anglo American. Additionally, he led acquisitions for Robert Friedland's company, HPX. He currently serves as a non-executive director of Zanaga Iron Ore Company Limited. In his role as Head of Business Development and Strategy at Rio Tinto, he managed the company's asset and commodity portfolio, overseeing mergers, acquisitions, and divestments. He was also responsible for the daily management of the BHP takeover proposal. As CFO of Rio Tinto's iron ore business, one of Australia's largest business units, he directed all commercial aspects, including relationships with joint venture partners and government entities. He played a pivotal role in developing the strategic plan that fuelled profitable expansion to support China's growth. Mr Mitchell holds a Bachelor of Economics Degree at the Australian National University. Mr Mitchell transitioned from Non-Executive Chair to Executive Chair effective 10 June 2025. While serving as a Non-Executive Chair, he was a member of both the Audit & Risk Committee and Remuneration and Nomination Committee. Upon his appointment as Executive Chair, he stepped down from the Remuneration and Nomination Committee and Audit & Risk Committee.	
Other current public directorships	Zanaga Iron Ore Company Limited	
Former public directorships in last 3 years	Nil	
Interest in shares	366,232 Ordinary Shares	
Interest in options	124,999 Listed Options Ex $0.30, expiring 30 May 2026 465,116 Zero Exercise Price Options	
Interest in Loan Funded Shares	10,000,000 Loan Funded Shares (subject to various vesting conditions as detailed in this report)	

Mr Andrew Grove (Managing Director and CEO)	
Experience and expertise	Mr Grove is a highly experienced mining and finance executive with extensive global industry experience across multiple commodities. This includes more than 30 years of managerial, technical, commercial and finance experience, including significant expertise in uranium and West African development and operations. Previously, Mr Grove was Managing Director at Chesser Resources Limited which was developing the Diamba Sud Gold Project in Senegal and acquired by Fortuna Silver Mines Inc. for a 95% premium late in 2023. Prior to Chesser, Andrew was the Group General Manager Business Development and Investor Relations at Perseus Mining Limited. Andrew also spent 14 years at Macquarie Bank as Division Director – Mining Finance and Risk Management. He held technical roles at Orano/Areva, Mines and Resources Australia and at Acacia Resources Limited. Andrew currently serves as a non-executive director of Zenith Minerals (ASX:ZNC) an Australian focused lithium exploration company. Mr Grove also holds a Masters in Mineral Economics and a Bachelor of Engineering (Minerals Exploration and Mining Geology) from the WA School of Mines.
Other current public directorships	Zenith Minerals (ASX: ZNC)
Former public directorships in last 3 years	Chesser Resources (ASX: CHZ)
Interest in shares	555,556 Ordinary Shares
Interest in options	416,667 Listed Options Ex $0.30, expiring 30 May 2026 6,441,860 Zero Exercise Price Options
Interest in Loan Funded Shares	Nil

Mr Warren Mundine AO (Non Executive Director)	
Experience and expertise	Mr Nyunggai Warren Mundine AO is a member of the Bundjalung Indigenous Nation of Australia and a descendant of the Gumbaynggirr and Yuin Indigenous Nations of Australia. He is from Grafton, NSW. Mr Mundine is a highly respected and influential businessman, political strategist and advocate for empowering the Indigenous people of Australia to build businesses and sustainable economies. He has more than 40 years' experience working in the public, private and community sectors. He has advised successive Australian governments since 2004 and his appointment as Chairman of the Prime Minister's Indigenous Advisory Council from 2013 to 2017 follows a long career in the public, business, policy, arts and community sectors. He is currently Chairman and Managing Director of Nyungga Black Group, Chairman of the Australian Indigenous Education Foundation and a Governor for the Committee for the Economic Development of Australia, Director of the Indigenous Forum at the Centre for Independent Studies. He was previously Chairman of Fuse Minerals, Real Futures, RISE Ventures, NAISDA College, NAISDA Foundation and the Australian Indigenous Chamber of Commerce, among others. Mr Mundine is also a member of the Audit & Risk Committee and Remuneration and Nomination Committee.
Other current public directorships	Nil
Former public directorships in last 3 years	Fuse Minerals Limited (ASX: FSE)
Interest in shares	Nil
Interest in options	310,078 Zero Exercise Price Options
Interest in Loan Funded Shares	3,000,000 Loan Funded Shares (subject to various vesting conditions as detailed in this report)

Mr Bryan Dixon (Non-Executive Director)	
Experience and expertise	Mr Dixon is a highly experienced mining and finance executive with extensive global industry experience across multiple commodities. Mr Dixon has held numerous director, executive and advisory roles with emerging public resource companies. Mr Dixon was a joint winner of the Mines and Money Asia-Pacific Mining Executive of the Year in 2017. He is currently a Non-Executive Director Burley Minerals Ltd and was recently appointed Managing Director and CEO of Charger Metals NL. Mr Dixon has a broad skill set across mergers and acquisitions, exploration, feasibility, financing, development, and operations of mining projects predominately in the gold and battery minerals sectors. Previously, Mr Dixon was employed by an international accounting firm and a number of mining and exploration companies and specialises in project acquisition, exploration, feasibility, financing, development and operations of mining projects to production. Mr Dixon holds Bachelor of Commerce Degree at the University of Western Australia, is a Chartered Accountant and an Associate Member of Governance Institute of Australia. Mr Dixon is also a member of the Audit & Risk Committee and Remuneration and Nomination Committee.
Other current public directorships	Burley Minerals Ltd (ASX: BUR) Charger Metals Limited (ASX: CHR)
Former public directorships in last 3 years	Nil
Interest in shares	108,108 Ordinary Shares
Interest in options	310,078 Zero Exercise Price Options
Interest in Loan Funded Shares	3,000,000 Loan Funded Shares (subject to various vesting conditions as detailed in this report)

Mr Patrick Mutz (Non-Executive Director)	
Experience and expertise	Specialising in uranium projects in the USA, Australia and Africa, Mr Mutz holds more than 40 years, of international mining and processing experience across technical, managerial, consulting, executive and director roles, across all aspects of the mining industry from exploration through to project development, mining and mine rehabilitation. He also has uranium operational experience in open cut, underground, and in-situ mining and related processing. He formerly held the roles of Managing Director & CEO of African focussed uranium company, Deep Yellow Limited (ASX: DYL), and Alliance Resources Limited (ASX: AGS). Mr Mutz was also Managing Director of Heathgate Resources Pty Ltd, owner of the very successful Beverley Uranium Project in South Australia which has been continually operating since 1999. He also held numerous technical, managerial and leadership roles with General Atomics Technology Co in California, USA in uranium mining and processing operations in Texas, New Mexico and Colorado. Mr Mutz is currently Managing Director & CEO of Image Resources (ASX: IMA) ("Image"), a Western Australian mineral sands mining company, where he led Image through the successful transition from advanced explorer to profitable mining company, including feasibility study, capital raising, construction, rapid commissioning and full production that led to early repayment of all debt and payment of annual dividends after only the second and third years of operation. Mr Mutz holds a Bachelor of Science with Honours and an MBA, both from the University of Phoenix, and is a Fellow of AusIMM. Mr Mutz is also a member of the Audit & Risk Committee and Remuneration and Nomination Committee.
Other current public directorships	Image Resources NL (ASX: IMA)
Former public directorships in last 3 years	Nil
Interest in shares	Nil
Interest in options	310,078 Zero Exercise Price Options
Interest in Loan Funded Shares	2,000,000 Loan Funded Shares (subject to various vesting conditions as detailed in this report)

Mr Ousmane M. Kane (Non-Executive Director) – appointed 10 July 2025	
Experience and expertise	Mr Kane is a highly experienced Mauritanian leader, with a distinguished career in government, finance, and economic development spanning more than 30 years. He has held senior positions including Mauritania's Minister of Finance, Minister of Economic Affairs and Promotion of Productive Sectors, and Governor of the Central Bank of Mauritania. He also served as Chief Executive Officer of Société Nationale Industrielle et Minière (SNIM), Mauritania's state-owned iron ore company, and was Vice-President of the African Development Bank. Mr Kane has held board and advisory roles with several African and international organisations, including Générale des Banques de Mauritanie (GBM), TMLSA, Algold Resources, ENCO & Associés, and Liberia Mofe Creek Mining. He brings deep expertise in economic policy, investment strategy and resource development, and provides valuable insight into the Mauritanian operating environment as Aura advances the Tiris Uranium Project. Mr Kane is also a member of the Audit & Risk Committee and Remuneration and Nomination Committee.
Other current public directorships	Nil
Former public directorships in last 3 years	Nil
Interest in shares	Nil
Interest in options	Nil
Interest in Loan Funded Shares	Nil

Ms Michelle Ash (Non-Executive Director) – appointed 16 September 2025	
Experience and expertise	Ms Ash brings to Aura an exceptional depth of experience in global mining, innovation and technology strategy, and transformational leadership. Over her three-decade career, she has held senior executive and advisory roles across multiple commodities and geographies, including with BHP, Barrick Gold, Dassault Systèmes, OZ Minerals, and Acacia Mining. She currently serves on several boards including Chair of Magnium Australia, Chair of NatBridge Resources Ltd. (formerly Great Eagle Gold Corp.), and Board Member roles with RailVeyor Technologies Global, Inc., NatGold Digital Ltd., and research organisations such as Mirarco. Most recently, Ms Ash was Vice President of Growth at BHP where she developed and led a multi-billion dollar copper growth strategy. Her prior leadership roles included CEO of GEOVIA at Dassault Systèmes and Chief Innovation Officer at Barrick Gold, where she spearheaded digital transformation programs that delivered significant operational value. Ms Ash holds qualifications in engineering, business, and psychology, and is a Fellow of the Australasian Institute of Mining and Metallurgy (AusIMM), as well as a graduate of the Australian Institute of Company Directors (GAICD). Ms Ash is also a member of the Audit & Risk Committee and Remuneration and Nomination Committee.
Other current public directorships	NatBridge Resources Ltd (CNSX: NATB)
Former public directorships in last 3 years	Boart Longyear Group Ltd (ASX: BLY)
Interest in shares	Nil
Interest in options	Nil
Interest in Loan Funded Shares	Nil

Company Secretary

The Company Secretary is Mr Ross Kennedy.

Mr Kennedy is a Fellow (Ret), Australian Institute of Company Directors, Fellow, Governance Institute of Australia and a Chartered Accountant (Ret). He has over 30 years' experience in providing businesses with company secretarial, compliance and general management services.

Directors' Report (continued)

Directors and Committee Meetings

The numbers of meetings of the Company's board of directors and of each board committee held during the year ended 30 June 2025, and the numbers of meetings attended by each director were:

			Meetings of Committees			
	Full meetings of directors		Audit & Risk		Remuneration & Nomination	
	A	B	A	B	A	B
P Mitchell	7	7	2	2	1	1
A Grove	7	7	-	-	-	-
W Mundine	6	7	1	2	1	1
B Dixon	7	7	2	2	1	1
P Mutz	7	7	2	2	1	1

A = Number of meetings attended
B = Number of meetings held during the time the director held office or was a member of the Audit & Risk Committee or the Remuneration & Nomination Committee during the year.

Upon being appointed Executive Chair, Mr Mitchell stood down from membership of the Remuneration & Risk Committee and Audit & Risk Committee.

Principal Activities

The principal activities of the Group during the financial year were exploration and evaluation of uranium, vanadium and gold and base metals in Mauritania and Sweden. There was no significant change in the nature of these activities during the year.

Review of operations

The Group's consolidated net loss for the year ended 30 June 2025 after providing for income tax amounted to $15,343,310 (2024: $6,610,019).

The loss for the period is primarily driven by:

- Share-based payments of $6,278,403, includes Curzon restructure fee paid in shares (2024: $585,368)
- General and administration expenses of $4,766,045 (2024: $3,533,257)
- Impairment expenses of exploration and evaluation assets of $2,640,104 (2024: nil)
- Employee benefits expenses of $2,202,029 (2024: $2,324,134); offset by
- Interest income of $637,283 (2024: $274,138)

Cash and cash equivalents at 30 June 2025 was $11,740,860 (2024: $16,470,818). Capitalised exploration and evaluation assets was $50,549,459 (2024: $41,894,715).

Material Business Risks

Management of the business and the execution of the Board's strategy are subject to a number of key risks and uncertainties, our approach to managing these is detailed below:

Health and safety

Exploration and mining include safety risks from both internal and external factors and require necessary precautions to be put in place to minimise adverse outcomes. The most prominent risk, due to the geological spread of exploration activities, is associated with the transportation of personnel to and from project sites, particularly the risk of road injuries and fatalities. The Company has in place an OH&S policy that is required to be adhered to at all times by its employees and contractors and will implement additional policies and protocols as activity ramps up, including transportation standards policies, vehicle safety checks and establishing emergency response protocols.

Tenure Risks

Mining and exploration tenements are subject to periodic renewal, and there is no guarantee that the Company's current or future tenements or applications will be approved. The Company's tenements in Mauritania and Sweden must comply with the respective mining acts, and maintaining, renewing, or obtaining additional exploration or mining licenses depends on securing the necessary statutory approvals and fulfilling the required conditions of the permits, such as development obligations and milestones.

A requirement of the Tiris mining convention requires the permit holder to initiate mining operations or project development within 24 months of receiving the operating permits. Whilst the date upon which the permit was granted and thus when the 24-month period commenced is subject to different interpretations, it is understood that the Ministry may believe that the 24 month expired in January 2025. Nevertheless, the Mining Code permits the Minister to either extend the development period under specific conditions and or to issue a permit default notice if the projects development doesn't occur within the specified timeframe

Crucially, the Company has received legal advice concluding that the Permits held by Tiris Ressources SA, are valid and in full force and the Minister has not issued a default notice in relation to Tiris's tenure. Friendly collaborative discussions with the Ministry are ongoing regarding a 36-month extension for the development of the Tiris Uranium Project, including meeting production in 2027.

Financing discussions are well advanced and expected to conclude by the end of 2025. The Company has also significant ongoing works programs at the Project including water development, engineering and requests for tenders around project development as well as building the in-country team to deliver the Project. The Company remains in frequent dialogue with the Ministry, is working collaboratively with the government to encourage investment into Mauritania and is confident of the continued support of the relevant authorities. The Directors are confident that the negotiations will be concluded satisfactorily, allowing for the Company to progress to production within the above time frame.

At Häggån an Exploitation Permit application for Häggån K nr 1 was submitted to the Swedish Mining Inspectorate in August 2024. The Swedish Mining Inspectorate considers the Exploitation Permit application the Häggån no 1 exploration license remains valid. The Company believes these applications will be considered favourably due to the considerable expenditure and work undertaken over the Project to date.

There is no assurance that the renewals or applications will be granted on a timely basis or without any new conditions, such as increased expenditure or work commitments. The imposition of new conditions or the inability to meet those conditions may adversely affect the operations, financial position and/or the performance of the Company. Additionally, the Company cannot guarantee that tenement applications or renewals will be granted in full, in part, or on a timely basis.

Exploration and Development Risks

Mineral exploration and development activities are inherently risky. There is a risk that the feasibility study and associated technical work may not achieve the expected results and that a failure to develop and operate projects in accordance with expectations could negatively impact results of operations and the company's financial position. Risks to the Company's development projects include the ability to acquire and/or obtain appropriate access to property, regulatory approvals, supply chain risks, construction and commissioning risks.

Community/Social Risk

The Group's operations take place amidst varying cultural practices. The evolving expectations of these communities are managed through active community engagement, development and implementation of community relations strategies based on stakeholder concerns and maintaining strong relationships with communities and delivering on its commitments.

Regulatory and Compliance Risk

The company faces challenges related to new or evolving regulations and standards that are beyond its control. These regulations are often complex and challenging to predict. Opportunities for growth and development may be at risk due to changes to fiscal or regulatory frameworks, adverse changes in tax or other law, differences in sustainability standards and practices, or shifts in existing political, judicial, or administrative policies, as well as evolving community expectations.

Anti-Bribery and Corruption Risk

Aura has a clear policy alongside internal controls and procedures aimed at mitigating risks associated with Anti-Bribery and Corruption, includes providing training and compliance programs to both employees and contractors. These programs address various risks and associated scenarios, including unauthorised payments or offers of payments involving employees, agents, or distributors, which could potentially violate relevant anti-corruption laws.

Operations in Foreign Jurisdictions

The Company operates in foreign jurisdictions, specifically in Mauritania and Sweden, where its projects are located. These projects are exposed to various risks, including the potential for unfavourable political and economic changes, fluctuations and controls related to foreign currency, civil unrest, political upheavals, or conflicts. Furthermore, unforeseen events can curtail or interrupt operations on these properties, restrict capital movement, or lead to increased taxation. The Company remains proactive and closely monitors the political and economic landscapes of the jurisdictions in which it operates.

Market Risk

The Company is developing mineral projects with the intention to produce commodities for sale across a variety of markets. Forecast of supply and demand dynamics and the pricing that may be received for those products is inherently complex and subject to factors outside of the Company's control. There is a risk that factors outside of the Company's control may negatively affect markets. These factors could include geopolitical events, over supply or reduced demand. The Company mitigates this risk through efforts to engage offtake contracts to ensure consistency in pricing and through diversification of products.

Funding Risk

The Company will require additional funding to bring the Tiris Uranium Project into production and advance the Häggån Polymetallic Project. There is a risk that funding may not be available on acceptable terms for these projects. The Company seeks to mitigate this risk by diversifying potential funding sources between debt, equity, joint venture partnering and other options. Additional work to de-risk technical, social, environmental and permitting will increase the availability of funding options.

The Company is also exposed to a range of market, financial and governance risks. The Company has risk management and internal control systems to manage material business risks which include insurance coverage over major operational activities and regular review of material business risks by the Board.

Likely Developments and Expected Results

The Company will continue to develop its current portfolio of tenements to create long term sustainable wealth for its shareholders. The Company may, if beneficial to all shareholders, seek joint venture partners or undertake the sale of assets from time to time should the right opportunity arise.

Dividends Paid or Recommended

The directors do not recommend the payment of a dividend and no amount has been paid or declared by way of a dividend to the date of this report.

Environmental Regulations

The Group is commencing exploration and evaluation activities in Mauritania and Sweden. Both countries have environmental regulation for the conduct of exploration activities. The Company has complied with these environmental regulations in the conduct of all field activities.

The directors have considered the enacted National Greenhouse and Energy Reporting Act 2007 (the NGER Act) which introduced a single national reporting framework for the reporting and dissemination of information about the greenhouse gas emissions, greenhouse gas projects, and energy use and production of corporations. At the current stage of development, the directors have determined that the NGER Act has no effect on the Company for the current, nor subsequent, financial year. The directors will reassess this position as and when the need arises.

Shares Under Option

Details of unissued shares or interests under option as at the date of this report are:

Security type	Number	Exercise price	Hurdle price	Expiry date	Class of shares	Issuing entity
Listed Options	76,124,478	$0.30	-	30/05/2026	Ordinary shares	Aura Energy Limited
Unlisted Options	20,464,204	$0.00	-	30/06/2029	Ordinary shares	Aura Energy Limited
Unlisted Options	1,500,000	$0.00	-	25/11/2029	Ordinary shares	Aura Energy Limited

No option holder has any right under the options to participate in any other share issue of the Company or any other entity.

Directors' Report (continued)

Shares Issued on Exercise of Options

During the year, and as at the date of this report, details of ordinary shares issued by the Company as a result of the exercise of Options are:

Options	Date granted	Exercise price	Number of shares issued	Amount paid for shares
Listed Options	30 May 2024	$0.30	2,000	$600
Unlisted Options	16 Aug 2024	$0.20	5,982,906	$1,196,581

Indemnity and Insurance of Directors and Officers

The Company has indemnified the directors and executives of the Company for costs incurred, in their capacity as a director or executive, for which they may be held personally liable, except where there is a lack of good faith.

During the financial year, the Company paid a premium in respect of a contract to insure the directors and executives of the Company against a liability to the extent permitted by the Corporations Act 2001. The contract of insurance prohibits disclosure of the nature of the liability and the amount of the premium.

Indemnity and insurance of Auditors

The Company has not, during or since the end of the financial year, indemnified or agreed to indemnify the auditor of the Company or any related entity against a liability incurred by the auditor.

During the financial year, the Company has not paid a premium in respect of a contract to insure the auditor of the Company or any related entity.

Non-audit services

During the year fees of $500 (2024: $2,695) were paid or payable for non-audit services provided by the auditor of the parent entity.

Auditors

Hall Chadwick WA Audit Pty Ltd continues in office in accordance with section 327 of the Corporations Act 2001.

Significant Changes in the State of Affairs

In the opinion of the Directors, there were no other significant changes in the state of affairs of the Group that occurred during the financial year under review not otherwise disclosed in this report or in the financial statements.

Deed of Cross Guarantee

On 28 June 2024, the parent entity, Aura Energy Limited, entered into a deed of cross guarantee with four of its Australian wholly-owned subsidiaries, Archaean Greenstone Gold Limited, Aura Energy Mauritania Pty Ltd, Tiris Zemmour Resources Pty Ltd and North East Resources Pty Ltd. Refer to note 28 for more details.

Events Since the End of the Financial Year

On 10 July 2025, the Company announced the appointment of Mr Ousman Mamoudou Kane to the Board of Directors as an independent Non-Executive Director.

On 1 August 2025, the Company announced the execution of a long-term offtake agreement with a major US-based nuclear utility and a master spot sales agreement with a leading global uranium trading group, controlled by a major company for the future sale of Uranium Oxide Concentrate (UOC) from its Tiris Uranium Project in Mauritania.

On 28 August 2025, Nomads Mining SARL ("Nomads") filed a petition to the Commercial Court of Nouakchott seeking to cancel the farm-in agreement and claim damages. The Company is actively defending the matter and based on current legal advice, the likelihood of an outflow of economic resources is considered remote. It is noted that the petition was filed after the Company submitted the registration of the transfer of 70% of Nomad's shares to the Company. However, as the petition was submitted after Aura's registration request, it cannot obstruct the transfer from being registered. The exploration and evaluation asset relating to the Tasiast South Project was fully impaired to nil during the period. The matter will continue to be monitored and the Company will reassess its position if circumstances change.

On 1 September 2025, the Company issued 5,982,906 full paid ordinary shares upon the exercise of an equivalent number of unlisted options that expired on that date.

On 16 September 2025, the Company announced the appointment of Ms Michelle Ash to the Board of Directors as an independent Non-Executive Director.

No other matter or circumstance has arisen since 30 June 2025 that has significantly affected the Group's operations, results or state of affairs, or may do so in future years.

Environmental, Social and Governance (ESG)

The Company is committed to protecting and respecting the environment and local communities within which it operates and looks forward to enhancing its positive impact in these areas. As the Company advances its strategies, it will be sharing its ESG efforts and impact regularly, in line with its annual reporting cycle.

Proceedings on behalf of the Company

No person has applied to the Court under section 237 of the Corporations Act 2001 for leave to bring proceedings on behalf of the Company, or to intervene in any proceedings to which the Company is a party for the purpose of taking responsibility on behalf of the Company for all or part of those proceedings.

Rounding of amounts

Aura Energy Limited is a type of Company that is referred to in ASIC Corporations (Rounding in Financial/Directors' Reports) Instrument 2016/191 and therefore the amounts contained in this report and in the financial report have been rounded to the nearest dollar.

Directors' Report (continued)

Remuneration Report (audited)

This remuneration report for the year ended 30 June 2025 outlines remuneration arrangements in place for Directors and other members of the Key Management Personnel (KMP) of the Company in accordance with the requirements of the Corporations Act 2001 (the Act) and its regulations. This information has been audited as required by section 308(3C) of the Act.

Key Management Personnel (KMP)

For the purpose of this report, key management personnel of the Group (as defined in AASB 124 Related Party Disclosures) are those persons identified in this section who have authority and responsibility for planning, directing, and controlling the activities of the Group, whether directly or indirectly, including any director (whether executive or otherwise) of the parent entity.

The directors and executives considered to be key management personnel of the Group up to the date of this report are the directors and executives set out in table below:

Non-Executive Directors	
Mr Bryan Dixon	Non-Executive Director Chair of Audit and Risk Committee
Mr Patrick Mutz	Non-Executive Director
Mr Ousmane M. Kane (1)	Non-Executive Director
Mr Warren Mundine	Non-Executive Director
Ms Michelle Ash (2)	Non-Executive Director
Executive Directors	
Mr Philip Mitchell (3)	Executive Chair
Mr Andrew Grove	Managing Director and CEO
Other KMP	
Mr Will Goodall	Chief Development Officer
Mr Mark Somlyay	Chief Financial Officer

(1) Mr Ousmane M. Kane was appointed as a non-executive independent director on 10 July 2025, and his remuneration will be included in the company's FY2026 remuneration report.

(2) Ms Michelle Ash was appointed as a non-executive independent director on 16 September 2025, and her remuneration will be included in the company's FY2026 remuneration report.

(3) Mr Philip Mitchell transitioned from Non-Executive Chair to Executive Chair on 10 June 2025. While serving as a Non-Executive Chair, he was a member of both the Audit & Risk Committee and Remuneration and Nomination Committee. Upon his appointment as Executive Chair, he stepped down from the Remuneration and Nomination Committee and the Audit & Risk Committee.

Remuneration and Nomination Committee

The Remuneration and Nomination Committee members are Patrick Mutz, Warren Mundine, Bryan Dixon, Ousmane M. Kane and Michelle Ash (all non-executive directors) and the Committee is responsible for advising and making recommendations to the Board regarding the remuneration framework, policy, vesting of awards and compensation arrangements for the non-executive and executive directors, executives and employees. The remuneration policy is to ensure the remuneration package properly reflects the persons duties and responsibilities. Details of the Remuneration Committees Charter can be found at the Company's website www.auraenergy.com.au

Use of Remuneration Consultants

To ensure the Remuneration Committee is fully informed when making remuneration decisions, the Remuneration Committee may seek external advice, as it requires, on remuneration policies and practices. Remuneration consultants can be engaged by, and report directly to, the Committee. In selecting remuneration consultants, the Committee considers potential conflicts of interest and independence from the Group's KMP and other executives.

During the 2024 financial year, an independent professional opinion on the Company's Long Term Incentive Plan was provided by remuneration consultants, Gallagher Reward Consulting ("Gallagher"). The Long Term Incentive Plan was updated by Management and reviewed by Gallagher in 2025.

Remuneration Framework

The remuneration policies of the Aura Group have been designed in accordance with the Company's size and structure with consideration given to the global environment in which it operates. The Company aims to reward its executives with a level of remuneration commensurate with their position and responsibilities within the Company so as to:

- Reward executives for company and individual performance against targets set by reference to appropriate benchmarks
- Align the interest of executives with those of shareholders
- Link rewards with the strategic goals and performance of the Company
- Ensure total remuneration is competitive by market standards

The Board is responsible for determining and reviewing remuneration arrangements for its directors and executives. The performance of the Group depends on the quality of its directors and executives. The remuneration philosophy is to attract, motivate and retain high performance and high quality personnel.

The reward framework is designed to align executive reward to shareholders' interests. The Board have considered that it should seek to enhance shareholders' interests by:

- Having remuneration framework linked to the goals of shareholders
- Focusing on sustained growth in shareholder wealth, consisting of growth in share price
- Attracting and retaining high calibre executives

Additionally, the reward framework should seek to enhance executives' interests by:

- Rewarding capability and experience
- Reflecting competitive reward for contribution to growth in shareholder wealth
- Providing a clear structure for earning rewards

In accordance with best practice corporate governance, the structure of Non-Executive Director and Executive Director remuneration is separate.

Non-Executive Director Remuneration

The Board recognises the importance of attracting and retaining talented non-executive directors and aims to remunerate these directors in line with fees paid to directors of companies of a similar size and complexity in the mining and exploration industry. The Board seeks to set aggregate remuneration at a level that provides the Company with the ability to attract and retain directors of the highest calibre, whilst incurring a cost that is acceptable to shareholders.

Shareholders approve the maximum aggregate remuneration for non-executive Directors. The most recent determination by shareholders was on 29 November 2022, where the shareholders approved a maximum annual aggregate remuneration of $500,000.

Each Non-Executive Director receives a fee for serving as a Director of the Company.

The level of Director remuneration has been fixed at the same level since 2021 and is as follows:

Role	2025 $	2024 $
Board Chair	**60,000**	60,000
Non-executive director	**40,000**	40,000
Committee Chair	**-**	-
Committee Member	**-**	-

All fees presented include statutory superannuation, where applicable. Directors may be reimbursed for expenses reasonably incurred in attending to the Group's affairs.

The Board considers it may be appropriate to issue options to non-executive directors given the current nature and size of the Company as, until profits are generated, conservation of cash reserves remains a high priority. Any options issued to directors will require separate shareholder approval.

For additional duties in assisting management beyond the normal time commitments of Non-Executive Directors, Non-Executive Directors are paid at a rate that is agreed upon by the two parties, with the amounts approved by the Board of Directors.

Executive Remuneration

The objective of the Company's executive reward framework is to ensure reward for performance is competitive and appropriate for the results delivered. The framework aligns executive reward with achievement of strategic objectives and the creation of value for shareholders.

The Board ensures that executive reward satisfies the following key criteria for good corporate governance practices:

- Competitiveness and reasonableness
- Acceptability to shareholders
- Performance linkage/alignment of executive compensation
- Transparency
- Capital management

The Company has structured an executive framework that is market competitive and complementary to the reward strategy for the organisation. The Board's policy for determining the nature and amount of remuneration for Board members and executives of the Company is as follows:

- All Executives receive a fee, part of which may be taken as superannuation, and from time to time, options and other equity-based incentives. Equity based incentives issued to Directors are subject to approval by Shareholders. The Board reviews executive packages regularly by reference to the Company's performance, executives' performance and comparable information from industry sectors and other listed companies in similar industries. The Executive Chair is not present at any discussions relating to determination of his own remuneration. The Board may in its discretion establish a performance-based bonus system to provide reward in addition to the base salary level to the executives on such terms as the Board may determine
- Salaried Executive Directors and specified executives are allocated superannuation guarantee contributions as required by law, and do not receive any other retirement benefits. From time to time, some individuals may choose to sacrifice their salary or consulting fees to increase payments towards superannuation.
- All remuneration paid to Directors and specified executives is valued at the cost to the Company and expensed. Share based payments are valued using the ASX trading price or the Black-Scholes methodology or the Monte-Carlo simulation model, as required by the relevant accounting standard.

Long term Incentives

Directors, executives, key employees and consultants may be eligible to participate in equity-based compensation via the Company's Employee Incentive Plan.

Long Term Incentive Scheme

During 2024 the Board and the Remuneration Committee reviewed the design of the Group's long-term incentives. As a result, the Board adopted a new long-term incentive plan ("LTIP") with the following key features:

- Utilisation of nil-cost share options (zero exercise price options "ZEPOs"), which limit cash requirements for the Company
- A three-year cliff vesting period will apply, ensuring options only vest once performance conditions are met three years after the date of the award. This approach aligns with other similar listed firms, ensuring Aura remains in line with best practices
- Performance conditions will evolve with the business but remain fixed once set for a three-year award. Typically, two to four measures will apply, focusing on achieving tangible milestones. A share price gateway, based on a 30-day average before or after the vesting date, will serve as an additional protection for shareholders

This LTIP was introduced in FY2025, replacing the options and loan funded securities schemes. The LTIP is governed by the existing Employee Securities Incentive Plan, approved by shareholders at the November 2022 Annual General Meeting. This LTIP was reviewed during 2025 and reaffirmed as appropriate for FY2026.

Options

Aura Energy Limited operated an ownership-based scheme for directors and executives of the Group. In accordance with the provisions of the plan, as approved by shareholders at a previous annual general meeting, directors and executives may be granted options to purchase parcels of ordinary shares at an exercise price as determined at the time options are granted.

Each option converts into one ordinary share of the Group on exercise. No amounts are paid or payable by the recipient on receipt of the option. The options carry neither rights to dividends nor voting rights. Options may be exercised at any time from the date of vesting to the date of their expiry.

The number of options granted to directors is approved by shareholders at a previous annual general meeting. The scheme rewards directors and executives against the extent of the Group's and individual's achievement against criteria from the following measures:

- Improvement in share price
- Improvement in return to shareholders

Loan funded securities

Aura Energy Limited implemented a loan funded equity scheme for directors, executives and senior consultants of the Group in 2021. In accordance with the provisions of the plan, as approved by shareholders at a previous annual general meeting, directors, executives and senior consultants were granted loan funded securities.

Each loan funded share converts into one ordinary share of the Group on issue. The loan funded shares rank equally with all other fully paid ordinary shares on issue in the capital of the Group. The number of loan funded shares granted is approved by shareholders at the annual general meeting of the Group.

2021 Loan Funded Shares

On 21 December 2021, the shareholders approved the issue of 20,000,000 loan funded shares to directors, executives and senior consultants (2021 Loan Funded Shares). The 2021 Loan Funded Shares were issued at $0.25, are all subject to continuous employment/engagement with the Group and have the following vesting conditions:

	Measures and hurdles	Vesting period
Tranche 1	When the daily volume weighted average price (VWAP) of the Group's Shares meets the share price performance hurdle of $0.50 on 10 days on any 20 sequential trading days; and	Eligible to vest 12 months after grant date;
Tranche 2	When the daily VWAP of the Group's shares meets the share price performance hurdle of $0.75 on 10 days on any 20 sequential trading days; and	Eligible to vest 24 months after grant date;
Tranche 3	When the daily VWAP of the Group's shares meets the share price performance hurdle of $1.00 on 10 days on any 20 sequential trading days; and	Eligible to vest 36 months after grant date.

Share price hurdles for vesting for these Loan Funded Shares have not yet been met.

2022 Loan Funded Shares

On 29 November 2022 the shareholders approved the issue of loan funded shares to directors (2022 Loan Funded Shares). The 2022 Loan Funded Shares were issued at $0.30, are all subject to continuous employment/engagement with the Group and have the following vesting conditions:

	Measures and hurdles	Vesting period
Tranche 1	When the daily volume weighted average price (VWAP) of the Group's Shares meets the share price performance hurdle of $0.50 on 10 days on any 20 sequential trading days; and	Eligible to vest 12 months after grant date;
Tranche 2	When the daily VWAP of the Group's shares meets the share price performance hurdle of $0.75 on 10 days on any 20 sequential trading days; and	Eligible to vest 24 months after grant date;
Tranche 3	When the daily VWAP of the Group's shares meets the share price performance hurdle of $1.00 on 10 days on any 20 sequential trading days; and	Eligible to vest 36 months after grant date.

Share price hurdles for vesting for these Loan Funded Shares have not yet been met.

As noted above, the LTIP was introduced in FY2025, replacing both the Options and Loan Funded Securities schemes.

Zero Exercise Price Options ("ZEPOs")

During the year ended 30 June 2025, the Company issued zero exercise price options ("ZEPOs") to Key Management Personnel and staff with 4 milestones under the vesting conditions as detailed below.

1. *Performance Milestones* – the satisfaction of the following performance milestones during the three-year performance period of 1 July 2024 to 30 June 2027 (**Performance Period**), each of which constitutes a Performance Milestone:

Milestone	Vesting Conditions	Percentage to vest
1	**FID Timing**: Final Investment Decision (**FID**) and associated funding plan at the Tiris Project (1)	▪ FID made and approved at the Tiris Project in Q4 2024 – 100% vest ▪ FID made and approved at the Tiris Project in Q1 2025 – 80% vest ▪ FID made and approved at the Tiris Project in Q2 2025 – 66% vest
2	**Mine Build**: Construction of Tiris Project mine against time, cost and quality targets	▪ Remuneration Committee Determination – up to 100%
3	**Resource Base**: Expansion of resource base at the Tiris Project	▪ Resources at Tiris Project exceed 180m lbs – 100% vest ▪ Resources at Tiris Project exceed 120m lbs – 80% vest ▪ Resources at Tiris Project exceed 80m lbs – 66% vest
4	**Häggån**: Secure Government decision to mine at the Häggån Project	▪ Decision to mine achieved without material dilution of Shareholders – 100% vest ▪ Decision to mine achieved with strategic partner introduced on a basis that values the business at >60% net present value (NPV) – 80% vest ▪ Decision to mine achieved on another basis which is approved by Shareholders – 66% vest ▪ Swedish legislation is changed to enable the extraction of U_3O_8 from the Häggån Project and the project receives an exploitation permit – 25% vest, in each case, as determined by the Remuneration Committee.

(1) At 30 June 2025, the vesting conditions to award 100% of the ZEPOs had not been met and a 0% vesting probability was applied.

2. *Share Price Gateway* – the Company achieving a 30 consecutive trading day closing Share price equal to or greater than A$0.20 per Share (**Share Price Gateway**) during the six month period of 1 April 2027 to 30 September 2027 (**Gateway Period**).

The above vesting conditions (comprising the Performance Milestones and the Share Price Gateway) for the Options are referred to as the Vesting Conditions. The Options will only vest if the applicable Performance Milestone has been satisfied during the Performance Period and the Share Price Gateway has been satisfied during the Gateway Period and the employee remains employed or engaged by the Company. No options shall vest before 30 June 2027.

Refer to Table ZEPO Table on page 55 for the number and value of incentives issued to KMPs during the year.

Directors' Report (continued)

Remuneration of Key Management Personnel

The Directors and KMP of the Company, alongside their remuneration for the period, are set out in the following table:

		Short term benefits			Other		Post employ-ment benefits	Long-term benefits	Share based payments[1]	
		Cash salary and fees ($)	Cash bonus ($)	Annual leave ($)	Termination benefits[3] ($)	Consulting services [4] ($)	Superannuation ($)	Long service leave ($)	Equity settled ($)	Total ($)
Non-Executive Directors										
W Mundine	**2025**	**35,874**	**-**	**-**	**-**	**-**	**4,126**	**-**	**57,114**	**97,114**
	2024	36,036	-	-	-	-	3,964	-	134,647	174,647
B Dixon [2]	**2025**	**40,000**	**-**	**-**	**-**	**40,000**	**-**	**-**	**57,114**	**137,114**
	2024	40,000	-	-	-	95,875	-	-	134,647	270,522
P Mutz	**2025**	**35,874**	**-**	**-**	**-**	**-**	**4,126**	**-**	**40,931**	**80,931**
	2024	36,036	-	-	-	-	3,964	-	71,595	111,595
Executive Directors										
P Mitchell [3]	**2025**	**84,167**	**-**	**-**	**-**	**-**	**-**	**-**	**172,198**	**256,365**
	2024	60,000	-	-	-	-	-	-	466,993	526,993
A Grove [4]	**2025**	**395,068**	**-**	**-**	**-**	**-**	**29,932**	**-**	**170,221**	**595,221**
	2024	161,482	-	7,201	-	-	11,458	-	-	180,141
D Woodall [5]	**2025**	**-**	**-**	**-**	**-**	**-**	**-**	**-**	**-**	**-**
	2024	439,028	-	57,572	85,000	-	27,500	-	(10,897)	598,203
Other KMP										
W Goodall	**2025**	**326,280**	**-**	**15,788**	**-**	**-**	**29,932**	**-**	**78,934**	**450,934**
	2024	338,259	-	6,241	-	-	27,500	-	98,850	470,850
M Somlyay [6]	**2025**	**289,880**	**-**	**20,188**	**-**	**-**	**29,932**	**-**	**43,317**	**383,317**
	2024	60,497	-	-	-	-	4,583	-	-	65,080
Total	**2025**	**1,207,143**	**-**	**35,976**	**-**	**40,000**	**98,048**	**-**	**619,829**	**2,000,996**
	2024	1,171,337	-	71,014	85,000	95,875	78,970	-	895,834	2,398,030

(1) Refer to note 9 for more details. Net equity settled expense can be negative where there are forfeitures resulting from termination of employment and/or the reversal of loan funded securities expense in relation to vesting conditions that are not met
(2) During the year ended 30 June 2024 and 30 June 2025, the Group engaged Mr Dixon for additional consulting services relating to corporate advisory and fund raising activities
(3) P Mitchell transitioned from Non-Executive Chairman to Executive Chairman effective 10 June 2025
(4) A Grove was appointed on 30 January 2024
(5) D Woodall resigned on 30 January 2024 and completed his employment on 30 June 2024. As part of his termination payment, Mr Woodall received an ex-gratia payment of $85,000 in lieu of the Short Term Incentive Bonus he may have otherwise been eligible to receive. The ex-gratia payment and his annual leave entitlements were paid in July 2024
(6) M Somlyay was appointed Chief Financial Officer on 22 April 2024

The proportion of remuneration linked to performance and the fixed proportion are as follows:

	Fixed remuneration		At risk - STI		At risk - LTI	
	2025	2024	2025	2024	2025	2024
Non-Executive Directors						
W Mundine	41%	23%	0%	0%	59%	77%
B Dixon	58%	50%	0%	0%	42%	50%
P Mutz	49%	36%	0%	0%	51%	64%
Executive Directors						
P Mitchell (1)	33%	11%	0%	0%	67%	89%
A Grove (2)	71%	100%	0%	0%	29%	0%
D Woodall (3)	0%	100%	0%	0%	0%	0%
Other KMP						
W Goodall	82%	79%	0%	0%	18%	21%
M Somlyay (4)	89%	100%	0%	0%	11%	0%

(1) P Mitchell transitioned from Non-Executive Chairman to Executive Chairman effective 10 June 2025
(2) A Grove was appointed on 30 January 2024
(3) D Woodall resigned on 30 January 2024
(4) M Somlyay was appointed Chief Financial Officer on 22 April 2024

Service Agreements

Remuneration and other terms of employment for Executives are formalised in service agreements. The service agreements specify the components of remuneration, benefits and notice periods. Participation in short term and long-term incentives are at the discretion of the Board. Other major provisions of the agreements relating to remuneration are set out below.

Mr Philip Mitchell (Executive Chair – appointed 10 June 2025)	
Agreement commenced	**Non-Executive Chair 21 December 2021;** **Executive Chair 10 June 2025**
Term of agreement	No fixed term Employment will continue until terminated by either party, as summarised below.
Details	Remuneration of $41,667.67 per month (including taxes and statutory costs). Mr Mitchell was entitled to participate in the Company's Employee Incentive Plan from time to time at the discretion of the Board. Termination by employee or employer with six months' notice. Mr Mitchell is subject to non-compete restraints for a period of up to 6 months, which apply after cessation of employment. Mr Mitchell transitioned from Non-Executive Chair to Executive Chair effective 10 June 2025.

Mr Andrew Grove (Managing Director & CEO)	
Agreement commenced	**30 January 2024**
Term of agreement	No fixed term Employment will continue until terminated by either party, as summarised below.
Details	Remuneration of $425,000 per annum (including superannuation). Mr Grove will be entitled to participate in the Company's Employee Incentive Plan from time to time at the discretion of the Board. Termination by employee or employer with six months' notice. Mr Grove is subject to non-compete restraints for a period of up to 6 months, which apply after cessation of employment.

Mr Will Goodall (Chief Development Officer)	
Agreement commenced	**1 July 2023**
Term of agreement	No fixed term Employment will continue until terminated by either party, as summarised below.
Details	Remuneration of $372,000 per annum (including superannuation). Mr Goodall will be entitled to participate in the Company's Employee Incentive Plan from time to time at the discretion of the Board. Termination by employee or employer with four months' notice. Mr Goodall is subject to non-compete restraints for a period of up to 6 months, which apply after cessation of employment.

Mr Mark Somlyay (Chief Financial Officer)	
Agreement commenced	**22 April 2024**
Term of agreement	No fixed term Employment will continue until terminated by either party, as summarised below.
Details	Remuneration of $340,000 per annum (including superannuation). Mr Somlyay will be entitled to participate in the Company's Employee Incentive Plan from time to time at the discretion of the Board. Termination by employee or employer with four months' notice. Mr Somlyay is subject to non-compete restraints for a period of up to 3 months, which apply after cessation of employment.

KMPs have no entitlement to termination payments in the event of removal for misconduct.

Share based payments

KMPs may be eligible to participate in equity-based compensation schemes via the Scheme. Please refer to note 9 of the financial statements for more information on share based payments provided as part of remuneration to the Directors and key management personnel.

Shares

Shares issued as compensation

No shares were issued or granted to any KMPs as part of compensation during the year ended 30 June 2025 (2024: nil).

Movement in ordinary shares

The relevant interest of each of the key management personnel in the share capital of the Company as at 30 June 2025 was:

	Balance at the start of the year No.	Received as part of remuneration No.	Purchased No.	Forfeited No.	Other changes No.	Balance at the end of the year No.
Directors						
P Mitchell [(1)]	10,366,232	-	-	-	-	**10,366,232**
W Mundine [(1)]	3,000,000	-	-	-	-	**3,000,000**
B Dixon [(1)]	3,108,108	-	-	-	-	**3,108,108**
P Mutz [(1)]	2,000,000	-	-	-	-	**2,000,000**
A Grove	555,556	-	-	-	-	**555,556**
Other KMP						
W Goodall	1,757,892	-	-	-	-	**1,757,892**
M Somlyay	-	-	-	-	-	**.**
Total	**20,787,788**	**-**	**-**	**-**	**-**	**20,787,788**

(1) Includes Loan Funded Shares

Loan Funded Shares

Loan funded shares issued as compensation

No loan funded shares were granted or vested to Directors and other KMP as part of compensation during the year ended 30 June 2025 (2024: nil).

Movement in Loan funded shares

The number of loan funded shares held by Directors and KMP, including their related parties, as at 30 June 2025 are shown in the table below:

	Balance at start of the year No.	Granted as remuneration No.	Exercised No.	Forfeited No.	Balance at end of the year No.	Vested and exercisable No.
P Mitchell	10,000,000	-	-	-	**10,000,000**	**-**
W Mundine	3,000,000	-	-	-	**3,000,000**	**-**
B Dixon	3,000,000	-	-	-	**3,000,000**	**-**
P Mutz	2,000,000	-	-	-	**2,000,000**	**-**
A Grove	-	-	-	-	**-**	**-**
Other KMP						
W Goodall	2,000,000	-	-	-	**2,000,000**	**-**
M Somlyay	-	-	-	-	**-**	**-**
Total	**20,000,000**	**-**	**-**	**-**	**20,000,000**	**-**

Refer to page 46 for more details on vesting conditions of the loan funded shares.

Options

Options issued as compensation

During the year, the Group granted 11,700,776 Zero Exercise Price Options to KMPs as part of compensation (2024: nil).

During the year no shares were issued on the exercise of Options by KMP as no Options were exercised (2024: 1,317,678).

ZEPOs issued to KMPs and their terms are detailed in the table below.

Executive	Granted	Grant date	Fair value per option	Total value at grant date	Vesting date	Expiry date	Vested	Lapsed/ Forfeited
Philip Mitchell (1),(2)	465,116	27-Nov-24	$0.145	$67,441	1-Jul-27	30-Jun-29	-	-
Warren Mundine (1),(2)	310,078	27-Nov-24	$0.145	$44,961	1-Jul-27	30-Jun-29	-	-
Bryan Dixon (1),(2)	310,078	27-Nov-24	$0.145	$44,961	1-Jul-27	30-Jun-29	-	-
Patrick Mutz (1),(2)	310,078	27-Nov-24	$0.145	$44,961	1-Jul-27	30-Jun-29	-	-
Andrew Grove (1),(2)	1,500,000	27-Nov-24	$0.145	$217,500	27-Nov-26	25-Nov-29	-	-
Andrew Grove (2),(3)	4,941,860	27-Nov-24	$0.138	$683,014	30-Sep-27	30-Jun-29	-	-
Will Goodall (3)	2,018,604	4-Dec-24	$0.155	$312,923	30-Sep-27	30-Jun-29	-	-
Mark Somlyay (3)	1,844,960	4-Dec-24	$0.155	$286,005	30-Sep-27	30-Jun-29	-	-

(1) Subject to remaining employed or engaged as a Director of the Company 3 years from Vesting Commencement date
(2) The options were issued on 27 November 2024 following approval by shareholders at the AGM
(3) In addition to continuous employment service condition, vesting of the options is conditional upon certain milestones and vesting conditions as detailed on page 46 and 47

The value of the share-based payments granted during the period is recognised in compensation over the vesting period of the grant. For details on the valuation of the options, including models and assumptions used, please refer to note 9.

Options movement during the reporting period

The below table shows a reconciliation of options held by each KMP during the reporting period:

	Balance at start of the year No.	Granted as remuneration No.	Exercised No.	Purchased No.	Balance at end of the year No.	Vested and exercisable No.
Directors						
P Mitchell	124,999	465,116	-	-	**590,115**	**-**
W Mundine	-	310,078	-	-	**310,078**	**-**
B Dixon	-	310,078	-	-	**310,078**	**-**
P Mutz	-	310,078	-	-	**310,078**	**-**
A Grove	416,667	6,441,860	-	-	**6,858,527**	**-**
Other KMP						
W Goodall	-	2,018,604	-	-	**2,018,604**	**-**
M Somlyay	-	1,844,960	-	-	**1,844,960**	**-**
Total	**541,666**	**11,700,774**	**-**	**-**	**12,242,440**	**-**

Other transactions with Directors and Related Parties

The outstanding balance for Director fees due to Mr Philip Mitchell as at 30 June 2025 was $29,167 (2024: $15,000).

During the year ended 30 June 2025, the Group paid $40,000 (2024: $95,875) to Mr Bryan Dixon for consulting services relating to governance and corporate advisory activities, as disclosed in the remuneration table on page 50. The services are made on normal commercial terms and conditions.

During the year ended 30 June 2025, the Group paid $41,077 inclusive of superannuation (2024: $nil) to Ms Liesl Kemp under an arm's length, casual employment contract for investor relations support services. Ms Kemp is a related party of Managing Director, Mr Andrew Grove.

There are no other transactions with key management personnel of Aura Energy Limited.

Additional information

The Group aims to align its executive remuneration to its strategic and business objectives and the creation of shareholder wealth. The table below shows measures of the Group's financial performance over the last five years as required by the Corporations Act 2001. However, these are not necessarily consistent with the measures used in determining the variable amounts of remuneration to be awarded to KMP. As a consequence, there may not always be a direct correlation between the statutory key performance measures and the variable remuneration awarded.

	2025	2024	2023	2022	2021
Loss for the year ($)	**(15,343,310)**	(6,610,019)	(6,795,514)	(3,403,791)	(2,985,499)
Basic loss per share (cents per share)	**(1.73)**	(1.01)	(1.19)	(0.79)	(1.34)
Share price at 30 June (cents per share)	**17.50**	14.00	20.5	18.0	4.3

Voting and comments made at the Company's 2024 Annual General Meeting ('AGM')

At the 2024 AGM held on 27 November 2024, 98.09% of the votes received supported the adoption of the remuneration report for the year ended 30 June 2024. The Company did not receive any specific feedback at the AGM regarding its remuneration practices.

End of Audited Remuneration Report

Corporate Governance

The Company reviews all of its corporate governance practices and policies on an annual basis to ensure they are appropriate for the Company's current stage of exploration and development.

The Company has a corporate governance section on the website which includes details on the Company's governance arrangements and copies of relevant policies and charters. Please refer to https://auraenergy.com.au/our-company/corporate-governance/

Auditor's independence declaration

A copy of the auditor's independence declaration as required under section 307C of the Corporations Act 2001 is set out immediately after this directors' report.

Directors' Report (continued)

Directors Declaration

This report is made in accordance with a resolution of directors.



Andrew Grove

Managing Director & CEO

19 September 2025

Auditor's Independence Declaration

HALL CHADWICK

To the Board of Directors,

AUDITOR'S INDEPENDENCE DECLARATION UNDER SECTION 307C OF THE CORPORATIONS ACT 2001

As lead audit director for the audit of the financial statements of Aura Energy Limited and its controlled entities for the year ended 30 June 2025, I declare that to the best of my knowledge and belief, there have been no contraventions of:

- the auditor independence requirements of the *Corporations Act 2001* in relation to the audit; and
- any applicable code of professional conduct in relation to the audit.

Yours Faithfully

HALL CHADWICK WA AUDIT PTY LTD

D M BELL FCA
Director

Dated this 19th day of September 2025
Perth, Western Australia

Consolidated statement of profit or loss and other comprehensive income

for the year ended 30 June 2025

	Notes	30 Jun 2025 $	30 Jun 2024 $
Expenses			
FX gains (losses)		**(49,830)**	(61,786)
Employee benefits		**(2,202,029)**	(2,324,134)
Corporate and administrative expenses	*5(a)*	**(4,766,045)**	(3,533,257)
Share based payment expenses	*9*	**(6,278,403)**	(585,368)
Impairment expenses	*14*	**(2,640,104)**	-
Gain on asset disposal		**45,855**	-
Operating loss		**(15,890,556)**	(6,504,545)
Finance income	*5(b)*	**637,283**	274,711
Finance expense	*5(b)*	**(90,037)**	(380,185)
Net finance income/(expenses)		**547,246**	(105,474)
Loss before income tax benefit		**(15,343,310)**	(6,610,019)
Income tax benefit	*6*	**-**	-
Loss after income tax benefit for the year attributable to the owners of Aura Energy Limited		**(15,343,310)**	(6,610,019)
Loss is attributable to:			
Owners of Aura Energy Limited		**(15,145,819)**	(6,589,231)
Non-controlling interests		**(197,491)**	(20,788)
		(15,343,310)	(6,610,019)
Other comprehensive income *Items that may be reclassified subsequently to profit or loss:*			
Exchange differences on translation of foreign operations		**1,174,513**	(77,014)
Total comprehensive loss for the year, net of tax		**1,174,513**	(77,014)
Loss after income tax for the year attributable to equity holders of the Company		**(14,168,797)**	(6,687,033)
Total comprehensive income for the year is attributable to:			
Owners of Aura Energy Limited		**(13,974,731)**	(6,656,994)
Non-controlling interests		**(194,066)**	(30,039)
		(14,168,797)	(6,687,033)
		Cents	**Cents**
From continuing operations attributable to the ordinary equity holders of the company			
Basic and diluted loss per share	*7*	**(1.73)**	(1.01)

The above Consolidated statement of profit or loss and other comprehensive income should be read in conjunction with the notes to the consolidated financial statements.

Consolidated Statement of Financial Position

As at 30 June 2025

	Notes	30 Jun 2025 $	30 Jun 2024 $
Assets			
Current assets			
Cash and cash equivalents	*10*	**11,740,860**	16,470,818
Value Added Tax receivables	*11*	**194,657**	88,196
Other current assets	*11*	**201,291**	134,445
Total current assets		**12,136,808**	16,693,459
Non-current assets			
Security deposits	*11*	**81,268**	57,401
Financial assets	*12*	**100,000**	-
Plant and equipment		**41,187**	10,412
Right of use assets	*13*	**277,690**	218,421
Exploration and evaluation	*14*	**50,549,459**	41,894,715
Total non-current assets		**51,049,604**	42,180,949
Total assets		**63,186,412**	58,874,408
Liabilities			
Current liabilities			
Trade and other payables	*15*	**1,938,729**	2,163,578
Provision for employee benefits	*8*	**130,578**	166,841
Other current liabilities		**-**	5,960
Short term loans	*16*	**-**	1,202,004
Lease liabilities	*13*	**196,626**	111,018
Total current liabilities		**2,265,933**	3,649,401
Non-current liabilities			
Provision for employee benefits	*8*	**7,812**	5,870
Lease liabilities	*13*	**84,634**	150,717
Total non-current liabilities		**92,446**	156,587
Total liabilities		**2,358,379**	3,805,988
Net assets		**60,828,033**	55,068,420
Equity			
Share capital	*17*	**123,571,260**	104,536,636
Other equity		**314,346**	314,346
Other reserves	*18*	**5,004,992**	3,645,166
Accumulated losses		**(67,763,189)**	(53,322,418)
Capital and reserves attributable to owners of parent		**61,127,409**	55,173,730
Non-controlling interests		**(299,376)**	(105,310)
Total equity		**60,828,033**	55,068,420

The above Consolidated statement of financial position should be read in conjunction with the notes to the consolidated financial statements.

Consolidated statement of changes in equity

As at 30 June 2025

	Notes	Attributable to owners of Aura Energy Limited					Non-controlling interests	Total equity
		Share capital	Other equity	Other reserves	Accumulated losses	Total		
		$	$	$	$	$	$	$
Balance at 1 July 2024		**104,536,636**	**314,346**	**3,645,166**	**(53,322,418)**	**55,173,730**	**(105,310)**	**55,068,420**
Loss after income tax expense for the year		-	-	-	**(15,145,819)**	**(15,145,819)**	**(197,491)**	**(15,343,310)**
Other comprehensive income for the year, net of tax		-	-	**1,171,088**	-	**1,171,088**	**3,425**	**1,174,513**
Total comprehensive loss for the year		-	-	**1,171,088**	**(15,145,819)**	**(13,974,731)**	**(194,066)**	**(14,168,797)**
Transactions with owners in their capacity as owners								
Contributions of equity, net of transaction costs and tax	*17*	**13,569,123**		-	-	**13,569,123**	-	**13,569,123**
Curzon restructuring fees paid in shares	*17*	**5,384,615**		-	-	**5,384,615**	-	**5,384,615**
Options exercised	*17*	**600**	-		-	**600**	-	**600**
Issue of shares to settle options funding loan	*9*	**80,286**		-	-	**80,286**	-	**80,286**
Share based payments		-		-	**893,786**	-	**893,786**	**893,786**
Lapse of equity based payments		-		-	**(705,048)**	**705,048**	-	-	-
Balance at 30 June 2025		**123,571,260**	**314,346**	**5,004,992**	**(67,763,189)**	**61,127,409**	**(299,376)**	**60,828,033**

The above Consolidated statement of changes in equity should be read in conjunction with the notes to the consolidated financial statements.

Consolidated statement of changes in equity

As at 30 June 2025

	Notes	Attributable to owners of Aura Energy Limited						
		Share capital	Other equity	Other reserves	Accumulated losses	Total	Non-controlling interests	Total equity
		$	$	$	$	$	$	$
Balance at 1 July 2023		81,832,301	314,346	4,464,106	(46,733,187)	39,877,566	(75,271)	39,802,295
Loss after income tax expense for the year		-	-	-	(6,589,231)	(6,589,231)	(20,788)	(6,610,019)
Other comprehensive income for the year, net of tax		-	-	(67,763)	-	(67,763)	(9,251)	(77,014)
Total comprehensive loss for the year		-	-	(67,763)	(6,589,231)	(6,656,994)	(30,039)	(6,687,033)
Transactions with owners in their capacity as owners								
Contributions of equity, net of transaction costs and tax	*17*	16,734,430	-	-		16,734,430	-	16,734,430
Options exercised	*17*	4,633,360	-	-	-	4,633,360	-	4,633,360
Transfer from reserves on exercise of options	*17,18*	1,336,545		(1,336,545)	-	-	-	-
Share based payments	*9*	-	-	585,368	-	585,368	-	585,368
Balance at 30 June 2024		104,536,636	314,346	3,645,166	(53,322,418)	55,173,730	(105,310)	55,068,420

The above Consolidated statement of changes in equity should be read in conjunction with the Notes to the consolidated financial statements.

Consolidated statement of cash flows

for the year ended 30 June 2025

	Notes	30 Jun 2025 $	30 Jun 2024 $
Operating activities			
Loss after income tax expense for the year		**(15,343,310)**	(6,610,019)
Adjustments for:			
Depreciation expense		**178,859**	148,131
Exchange fluctuations		**(122,516)**	(28,405)
Impairment expenses		**2,640,104**	-
Other write offs		**(45,855)**	-
Share based payments	*9*	**6,278,403**	585,368
Finance costs	*5(b)*	**90,038**	380,185
Change in operating assets and liabilities:			
Decrease/(increase) in other receivables		**(106,460)**	(24,993)
Decrease/(increase) in other operating assets		**(66,846)**	(59,877)
Increase/(decrease) in trade and other payables		**(16,940)**	720,018
Increase/(decrease) in employee benefits		**(34,321)**	48,096
Increase/(decrease) in other operating liabilities		**(5,960)**	5,293
Net cash flows used in operating activities		**(6,554,804)**	(4,836,203)
Investing activities			
Payments for exploration and evaluation		**(10,253,003)**	(11,990,026)
Payments for plant and equipment		**(79,513)**	(67,229)
Payments for investments	*12*	**(100,000)**	-
Payments for security deposits		**(23,023)**	(10,998)
Net cash used in investing activities		**(10,455,539)**	(12,068,253)
Financing activities			
Proceeds from issue of shares from placement, net of capital raising costs	*17*	**13,597,132**	16,874,476
Net proceeds from options funding agreement	*16*	**-**	3,691,070
Repayment of options funding agreement	*16*	**(1,221,865)**	(1,952,365)
Exercise of options	*17*	**600**	3,551,098
Finance leases	*13*	**(145,309)**	(48,475)
Net cash from financing activities		**12,230,558**	22,115,804
Net decrease in cash and cash equivalents		**(4,779,785)**	5,211,348
Cash and cash equivalents, beginning of year		**16,470,818**	11,276,307
Effects of exchange rate changes on cash and cash equivalents		**49,827**	(16,837)
Cash and cash equivalents, end of the year	*10*	**11,740,860**	16,470,818

The above Consolidated statement of cash flows should be read in conjunction with the Notes to the consolidated financial statements.

Notes to the Consolidated Financial Statements

for the year ended 30 June 2025

Basis of Preparation

This section of the financial report sets out the Group's (being Aura Energy Limited and its controlled entities) accounting policies that relate to the financial statements as a whole. Where an accounting policy is specific to one Note, the policy is described in the Note to which it relates.

The Notes include information which is required to understand the financial statements and is material and relevant to the operations and the financial position and performance of the Group.

Information is considered relevant and material if:

- The amount is significant due to its size or nature
- The amount is important in understanding the results of the Group
- It helps to explain the impact of significant changes in the Group's business
- It relates to an aspect of the Group's operations that is important to its future performance

1. Corporate Information

The consolidated financial report of Aura Energy Limited for the year ended 30 June 2025 was authorised for issue in accordance with a resolution of directors on 19 September 2025. The directors have the power to amend and reissue the financial statements.

Aura Energy Limited is a "for profit" company limited by shares incorporated and domiciled in Australia whose shares are publicly traded on the Australian Stock Exchange and the AIM Market of the London Stock Exchange.

Its registered office and principal place of business is Level 2, 28 Cantonment Street, Fremantle WA 6160.

All press releases, financial reports and other information are available at our Shareholders' Centre on our website: www.auraenergy.com.au

The nature of the operations and principal activities are disclosed in the Directors' Report.

2. Reporting Entity

The financial statements are for the Group consisting of Aura Energy Limited and its subsidiaries. A list of the Group's subsidiaries is provided at note 26.

3. Basis of preparation

These general purpose financial statements have been prepared in accordance with the Corporations Act 2001 and Australian Accounting Standards, which include Australian equivalents to International Financial Reporting Standards ('AIFRS'). Compliance with AIFRS ensures that the financial report, comprising the financial statements and notes thereto, complies with International Financial Reporting Standards ('IFRS').

The financial statements have been prepared under the historical cost convention, except for, where applicable, the initial recognition of financial instruments at fair value.

(a) Basis of consolidation

Subsidiaries are all entities over which the Group has control. The Group controls an entity when the Group is exposed to, or has rights to, variable returns from its involvement with the entity and has the ability to affect those returns through its power to direct the activities of the entity. Subsidiaries are fully consolidated from the date on which control is transferred to the Group. They are deconsolidated from the date that control ceases.

The acquisition method of accounting is used to account for business combinations by the Group.

Intercompany transactions, balances and unrealised gains on transactions between Group companies are eliminated. Unrealised losses are also eliminated unless the transaction provides evidence of an impairment of the transferred asset. Accounting policies of the subsidiaries have been changed where necessary to ensure consistency with the policies adopted by the Group.

(b) Key estimates and judgements

Critical accounting estimates

In the process of applying the Group's accounting policies, management has made a number of judgements and applied estimates of future events. The areas involving a higher degree of judgement or complexity, or areas where assumptions and estimates are significant to the financial statements, are disclosed in the following notes:

- Note 6: Income tax
- Note 9: Share-based payments
- Note 13: Right-of-use assets and lease liabilities
- Note 14: Exploration and evaluation assets

(c) Foreign currency translation

The financial statements are presented in Australian dollars, which is the functional currency of the entities in the Group.

Foreign currency transactions

Foreign currency transactions are translated into the functional currency using the exchange rates at the dates of the transactions. Foreign exchange gains and losses resulting from the settlement of such transactions and from the translation of monetary assets and liabilities denominated in foreign currencies at year end exchange rates are generally recognised in profit or loss.

Functional operations

The assets and liabilities of foreign operations are translated into Australian dollars using the exchange rates at the reporting date. The revenues and expenses of foreign operations are translated into Australian dollars using the average exchange rates, which approximate the rates at the dates of the transactions, for the period. All resulting foreign exchange differences are recognised in other comprehensive income through the foreign currency reserve in equity.

The foreign currency reserve is recognised in profit or loss when the foreign operation or net investment is disposed of.

(d) Going concern

The financial statements have been prepared on a going concern basis, which contemplates the continuity of normal business activity and the realisation of assets and the settlement of liabilities in the ordinary course of business.

The Group incurred a loss for the year of $15,343,310 (2024: $6,610,019) and a net cash outflow from operating activities of $6,554,804 (2024: $4,836,204) and investing activities of $10,455,539 (2024: $12,068,253). As at 30 June 2025, the Group had surplus working capital of $9,870,875 (2024: $13,044,057).

The Directors, in their consideration of the appropriateness of using the going concern basis for the preparation of the financial statements, have had regard to the following matters:

- Subsequent to the end of the reporting period, the Group received cash proceeds of $1,196,581 from the exercise of $0.20 unlisted options with an expiry of 1 September 2025.
- The Group continues to progress the development of its Tiris Project. Certain activities such as the completion of basic engineering, vendor test work and operational readiness will continue to be undertaken on the Project in advance of a final investment decision for the Tiris Project
- It is noted that substantial expenditure to develop the Project will only take place once a final investment decision has been made, following the securing of the required debt and equity funding
- The Group is in ongoing dialogue with a number of financial institutions and strategic equity investors, including with the U.S. International Development Finance Corporation (DFC) for both debt and strategic equity funding in relation to the Tiris Project. Due diligence and term sheet negotiations are ongoing. Progress is being made towards finding an appropriate debt and equity funding packages to support the Project's funding needs
- In a scenario in which funding is not secured, management have prepared a cash flow forecast for the period ending 30 September 2026 which indicates additional funding will be required in Q2 2026 by way of debt, equity or other forms of funding to continue to progress the Group's projects through to 30 September 2026

In considering the above and the factors available to the Directors to manage the Group's risks, the Directors are satisfied it remains appropriate to prepare the financial statements on the going concern basis.

Should the Group be unable to achieve the additional funding referred to above, there is a material uncertainty that may cast significant doubt as to whether the Group will be able to continue as a going concern and, therefore, whether it will realise its assets and discharge its liabilities in the normal course of business.

No adjustments have been made to the financial statements relating to the recoverability and classification of recorded asset amounts or to the amounts and classification of liabilities that might be necessary should the Group not continue as a going concern.

Performance for the Year

This section provides additional information about those individual line items in the Statement of Comprehensive Income that the directors consider most relevant in the context of the operations of the entity

4. Segment Information

Operating segments are reported in a manner consistent with the internal reporting provided to the chief operating decision maker (CODM). The CODM is responsible for allocating resources and assessing performance of the operating segments and has been identified as the Board.

The Group's operating segments are as follows:

- Uranium – Project consists of the Tiris Uranium Project located in Mauritania of which Aura holds an 85% interest in the Project
- Vanadium – Project consists of the Häggån Polymetallic Project is located in Berg municipality in the province of Jämtland in central Sweden. Aura holds a 100% direct interest in the deposit
- Gold and Base Metals – Project consists of the Tasiast South Gold and Base Metals Project located in Mauritania. The Project comprises of three tenements, including the Nomads Joint Venture, where Aura has earned a 70% interest
- Corporate - corporate expenses and share-based payments are examples of items that are not allocated to operating segments as they are not considered part of the core operation of any segment

The segment information for the reportable segments for the year ended 30 June 2025 and 30 June 2024 is as follows:

	Uranium $	Vanadium $	Gold & base metals $	Corporate $	Total $
30 June 2025					
Total income	**-**	**481**	**1**	**655,752**	**656,234**
Operating expenses	**(1,771,017)**	**(106,684)**	**(8,030)**	**(5,036,488)**	**(6,922,219)**
Share based payments	**-**	**-**	**-**	**(6,278,403)**	**(6,278,403)**
Finance costs	**(15,882)**	**-**	**-**	**(74,155)**	**(90,037)**
Other expenses	**(68,774)**	**-**	**(7)**	**-**	**(68,781)**
Impairment expenses	**-**	**-**	**(2,640,104)**	**-**	**(2,640,104)**
Loss for the year	**(1,855,673)**	**(106,203)**	**(2,648,140)**	**(10,733,294)**	**(15,343,310)**
30 June 2025					
Total segment assets	**38,919,781**	**12,208,729**	**399,238**	**11,658,664**	**63,186,412**
Total segment liabilities	**538,529**	**93,945**	**11,393**	**1,714,512**	**2,358,379**
30 June 2024					
Total income	**-**	**-**	**-**	**224,009**	**224,009**
Operating expenses	**(113,576)**	**(115,969)**	**(510,977)**	**(5,052,814)**	**(5,793,336)**
Share based payments	**-**	**-**	**-**	**(585,368)**	**(585,368)**
Finance costs	**(19,505)**	**-**	**-**	**(360,107)**	**(379,612)**
Other expenses	**(11,656)**	**(687)**	**(63,369)**	**-**	**(75,712)**
Loss for the year	**(144,737)**	**(116,656)**	**(574,346)**	**(5,774,280)**	**(6,610,019)**
30 June 2024					
Total segment assets	**30,257,419**	**9,386,889**	**2,623,463**	**16,606,637**	**58,874,408**
Total segment liabilities	**401,952**	**342,730**	**33,967**	**3,027,339**	**3,805,988**

5. Other Income and Expenses

(a) Corporate and administrative expenses

	30 Jun 2025 $	30 Jun 2024 $
Accounting and audit	**(208,447)**	(62,534)
Computers and communication	**(210,909)**	(134,073)
Consultants & Advisors	**(1,929,223)**	(960,718)
Depreciation	**(178,859)**	(148,131)
General & Administrative	**(253,165)**	(164,012)
Insurance	**(113,237)**	(132,704)
Investor relations	**(374,278)**	(413,693)
Legal	**(488,189)**	(744,826)
Listing and share registry	**(188,969)**	(212,945)
Travel and marketing	**(820,769)**	(559,621)
Total Corporate and administrative expenses	**(4,766,045)**	(3,533,257)

(b) Net finance income/(expenses)

	30 Jun 2025 $	30 Jun 2024 $
Interest income	**637,283**	274,141
Interest expense - lease liabilities	**(17,900)**	(19,505)
Amortisation of options funding loan agreements	**(72,137)**	(360,110)
Net finance income/(expenses)	**547,246**	(105,474)

Accounting Policy

Net financing costs comprise the financing costs, interest on lease liabilities and interest receivable on funds invested.

Interest income is recognised in the statement of comprehensive income as it accrues, using the effective interest method.

6. Income tax

(a) Numerical reconciliation of income tax expense and tax at the statutory rate

	30 Jun 2025 $	30 Jun 2024 $
Loss before tax	**(15,343,310)**	(6,610,019)
Income tax benefit using the statutory tax rate of 30% (2024:25%)	**(4,602,993)**	(1,652,505)
Tax effect of amounts which are not deductible (taxable) in calculating taxable income:		
Share-based payments	**1,569,601**	146,342
Impairment expenses	**660,026**	-
Unrealised currency (gains)/losses	**12,456**	10,688
Superannuation liability	**(2,532)**	11,212
Employee leave obligations	**(8,580)**	3,437
Other	**(209,455)**	12,922
Subtotal	**(2,581,477)**	(1,467,904)
Difference in overseas tax rates	**(9,911)**	2,767
Current and deferred tax expense not recognised	**2,591,388**	1,465,137
Income tax benefit	**-**	-

(b) Tax Losses

	30 Jun 2025 $	30 Jun 2024 $
Unrecognised tax losses	**34,835,450**	30,011,869
Potential tax benefit @ 30% (2024: 25%)	**10,450,635**	7,502,967

The potential tax benefit for tax losses has not been recognised in the statement of financial position. These tax losses can only be utilised in the future if the continuity of ownership test is passed, or failing that, the same business test is passed.

Accounting Policy

The income tax expense or benefit for the period is the tax payable or receivable on the current period's taxable income based on the applicable income tax rate for each jurisdiction adjusted by changes in deferred tax assets and liabilities attributable to temporary differences and to unused tax losses.

The current income tax charge is calculated on the basis of the tax laws enacted or substantially enacted at the end of the reporting period in the country where the company's subsidiaries operate and generate taxable income. Provisions are established where appropriate on the basis of amounts expected to be paid to the tax authorities.

Current tax liabilities for the current period and prior periods are measured at the amount expected to be recovered from or paid to taxation authorities. The tax rates and tax laws used to compute the amount are those that are enacted or substantially enacted by the balance date.

Deferred income tax is provided on all temporary differences at reporting date between the tax bases of assets and liabilities and their carrying amounts for financial reporting purposes.

Income taxes relating to items recognised directly in equity are recognised in equity and not profit or loss. Deferred tax assets and deferred tax liabilities are offset if a legally enforceable right exists to set off current tax assets against current tax liabilities and the deferred taxes relate to the same taxable entity and the same taxation authority.

Significant Judgements and Estimates

Deferred tax assets are recognised for deductible temporary differences and carry forward losses only if the Group considers it is probable that future taxable amounts will be available to utilise those temporary differences and losses.

Balances disclosed in the financial statements and the notes thereto, related to taxation, are based on the best estimates of directors. These estimates take into account both the financial performance and position of the Group as they pertain to current income taxation legislation, and the directors understanding thereof. No adjustment has been made for pending or future taxation legislation. The current income tax position represents the directors' best estimate, pending an assessment by tax authorities in relevant jurisdictions.

7. Loss per share

The calculation of basic and diluted loss per share at 30 June 2025 was based on the loss attributable to ordinary shareholders of $15,145,819 (2024: $6,589,231).

The weighted average number of ordinary shares outstanding during the financial year comprised the following:

	30 Jun 2025 $	30 Jun 2024 $
Ordinary shares on issue at beginning of year	**653,195,984**	545,890,060
Effect of share issues	**223,868,988**	107,305,924
Weighted average number of ordinary shares on issue at the end of the year	**877,064,972**	653,195,984
Basic and diluted loss per share (cents) [(1)]	**(1.73)**	(1.01)

(1) Due to the fact that the Group made a loss, potential ordinary shares from the exercise of options and performance rights have been excluded due to their anti-dilutive effect.

Accounting Policy

Basic loss per share is calculated by dividing the profit attributable to the owners of Aura Energy Limited, excluding any costs of servicing equity other than ordinary shares, by the weighted average number of ordinary shares outstanding during the financial period, adjusted for bonus elements in ordinary shares issued during the financial period.

Diluted loss per share adjusts the figures used in the determination of basic loss per share to take into account the after income tax effect of interest and other financing costs associated with dilutive potential ordinary shares and the weighted average number of shares assumed to have been issued for no consideration in relation to dilutive potential ordinary shares.

Employee Benefits

This section of the Notes includes information that must be disclosed to comply with accounting standards and other pronouncements relating to the remuneration of employees and consultants of the Group, but that is not immediately related to individual line items in the Financial Statements.

8. Provision for employee benefits

	30 Jun 2025 $	30 Jun 2024 $
Annual leave	**130,578**	166,841
Long service leave	**7,812**	5,870
	138,390	172,711

Accounting Policy

Liabilities for employee benefits for wages, salaries and annual leave expected to be settled within 12 months of the reporting date are recognised in employee benefits in respect of employees' services up to the reporting date. They are measured at the amounts expected to be paid when the liabilities are settled.

The provision for long service leave represents the vested long service leave entitlements accrued.

9. Share based payment expenses

	30 Jun 2025 $	30 Jun 2024 $
Loan Funded Shares – vesting (a)	**344,454**	1,209,397
Loan Funded Shares - lapse	**-**	(624,029)
Curzon restructuring fees paid in shares (b)	**5,384,615**	-
Zero Exercise Price Options – vesting (c)	**549,334**	-
	6,278,403	585,368

(a) Loan Funded Shares

Aura Energy Limited operates a loan funded equity scheme for directors, executives and senior consultants of the Group. In accordance with the provisions of the plan, as approved by shareholders at a previous annual general meeting, directors, executives and senior consultants may be granted loan funded securities.

Each loan funded share converts into one ordinary share of the Group on issue. The loan funded shares rank equally with all other fully paid ordinary shares on issue in the capital of the Group. The number of loan funded shares granted is approved by shareholders at the annual general meeting of the Group.

No Loan Funded Shares were granted during the year ended 30 June 2025.

2021 Loan Funded Shares

At the AGM on 21 December 2021, the shareholders approved the issue of loan funded shares to directors, executives and senior consultants (2021 Loan Funded Shares). The 2021 Loan Funded Shares were issued at $0.25 and have the following vesting conditions:

Tranche	Vesting conditions
Tranches 1, 2 and 3	• Continuous employment/engagement with the Group
Tranche 1	• when the daily volume weighted average price (VWAP) of the Group's Shares meets the share price performance hurdle of $0.50 on 10 days on any 20 sequential trading days; and • eligible to vest 12 months after grant date;
Tranche 2	• when the daily VWAP of the Group's shares meets the share price performance hurdle of $0.75 on 10 days on any 20 sequential trading days; and • eligible to vest 24 months after grant date
Tranche 3	• when the daily VWAP of the Group's shares meets the share price performance hurdle of $1.00 on 10 days on any 20 sequential trading days; and • eligible to vest 36 months after grant date.

The loan funded shares granted have been valued using a Monte Carlo Simulation, taking into account the terms and conditions upon which the loan funded shares were granted. The valuation of 2021 Loan Funded Shares for Key Management Personnel and consultants is summarised as follows:

Key Management Personnel	Tranche 1	Tranche 2	Tranche 3
Share price hurdle	$0.50	$0.75	$1.00
Share price at grant date	$0.245	$0.245	$0.245
Grant date	21 December 2021	21 December 2021	21 December 2021
Expected volatility	145.6%	145.6%	145.6%
Expiry date	21 December 2026	21 December 2026	21 December 2026
Expected dividends	-	-	-
Risk Free interest rate	1.35%	1.35%	1.35%
Value per loan share	$0.2313	$0.2273	$0.1987
Number of loan shares	2,800,000	4,200,000	7,000,000

Consultants	Tranche 1	Tranche 2	Tranche 3
Share price hurdle	$0.50	$0.75	$1.00
Share price at grant date	$0.245	$0.245	$0.245
Grant date	21 December 2021	21 December 2021	21 December 2021
Expected volatility	145.6%	145.6%	145.6%
Expiry date	21 December 2026	21 December 2026	21 December 2026
Expected dividends	-	-	-
Risk Free interest rate	1.35%	1.35%	1.35%
Value per loan share	$0.2313	$0.2273	$0.1987
Number of loan shares	1,200,000	1,800,000	3,000,000

As of 30 June 2025, the conditional rights to securities associated with 4,000,000 of the 2021 Loan Funded Shares lapsed and were cancelled, as the conditions have not been met or can no longer be fulfilled.

2022 Loan Funded Shares

At the AGM on 29 November 2022 the shareholders approved the issue of loan funded shares to directors (2022 Loan Funded Shares). The 2022 Loan Funded Shares were issued at $0.30 and had the following vesting conditions:

Tranche	Vesting conditions
Tranches 1, 2 and 3	• Continuous employment/engagement with the Group
Tranche 1	• when the daily volume weighted average price (VWAP) of the Group's Shares meets the share price performance hurdle of $0.50 on 10 days on any 20 sequential trading days; and • eligible to vest 12 months after grant date;
Tranche 2	• when the daily VWAP of the Group's shares meets the share price performance hurdle of $0.75 on 10 days on any 20 sequential trading days; and • eligible to vest 24 months after grant date
Tranche 3	• when the daily VWAP of the Group's shares meets the share price performance hurdle of $1.00 on 10 days on any 20 sequential trading days; and • eligible to vest 36 months after grant date.

The loan funded shares granted have been valued using a Monte Carlo Simulation, taking into account the terms and conditions upon which the loan funded shares were granted. The valuation of 2022 Loan Funded Shares is summarised as follows:

Key Management Personnel	Tranche 1	Tranche 2	Tranche 3
Share price hurdle	$0.50	$0.75	$1.00
Share price at grant date	$0.25	$0.25	$0.25
Grant date	29 November 2022	29 November 2022	29 November 2022
Expected volatility	82%	82%	82%
Expiry date	29 November 2027	29 November 2027	29 November 2027
Expected dividends	-	-	-
Risk Free interest rate	3.18%	3.18%	3.24%
Value per loan share	$0.0765	$0.0874	$0.0991
Number of loan shares	8,800,000	6,600,000	6,600,000

As of 30 June 2025, the conditional rights to securities associated with 16,000,000 of the 2022 Loan Funded Shares lapsed and were cancelled, as the conditions have not been met or can no longer be fulfilled.

(b) Curzon restructure fee

On 15 August 2024, the Company announced the restructure of its uranium offtake agreement with Curzon Uranium Ltd ("Curzon"), significantly increasing the price receivable for planned uranium production at the Tiris Uranium Project and unlocking substantial value for the Project. As part of this, Curzon received a restructuring fee of US$3.5M (A$5.4M) in 29,914,530 shares, priced at A$0.18 per share, issued on 16 August 2024. These shares will be escrowed until the first production from the Project. Refer to note 17 for more details.

(c) Fair value of zero exercise price options granted

(i) Service milestones zero exercise price options

During the year ended 30 June 2025, the Company issued 2,895,350 zero exercise price options ("ZEPOs") to directors under the vesting conditions as specified in the table below. The options were issued on 27 November 2024 following approval by shareholders at the AGM.

Notes to the Consolidated Financial Statements

for the year ended 30 June 2025

Option Class	Milestone	Description of milestones	Vesting date	Number issued	Grant date	Exercise Price	Underlying share price	Total Fair Value	Share based payment expense recognised during the period
						$	$	$	$
AEEAAG	Service	Subject to remaining employed or engaged as a director of the Company 3 years from the Vesting Commencement Date (1 Jul 2024 - 30 Jun 2027)	30-Jun-27	1,395,350	27-Nov-24	-	0.145	202,326	45,983
AEEAAH	Service	Subject to remaining employed or engaged by the Company 2 years from the Grant Date (27 Nov 2024 - 27 Nov 2026)	27-Nov-26	1,500,000	27-Nov-24	-	0.145	217,500	64,014
				2,895,350				**419,826**	**109,997**

(ii) Incentive zero exercise price options

During the year ended 30 June 2025, the Company issued 19,068,858 zero exercise price options ("ZEPOs") to Key Management Personnel and staff with 4 milestones under the vesting conditions as detailed below.

1. *Performance Milestones* – the satisfaction of the following performance milestones during the three-year performance period of 1 July 2024 to 30 June 2027 (**Performance Period**), each of which constitutes a Performance Milestone:

Milestone	Vesting Conditions	Percentage to vest
1	**FID Timing**: Final Investment Decision (**FID**) and associated funding plan at the Tiris Project (1)	▪ FID made and approved at the Tiris Project in Q4 2024 – 100% vest ▪ FID made and approved at the Tiris Project in Q1 2025 – 80% vest ▪ FID made and approved at the Tiris Project in Q2 2025 – 66% vest
2	**Mine Build**: Construction of Tiris Project mine against time, cost and quality targets	▪ Remuneration Committee Determination – up to 100%
3	**Resource Base**: Expansion of resource base at the Tiris Project	▪ Resources at Tiris Project exceed 180m lbs – 100% vest ▪ Resources at Tiris Project exceed 120m lbs – 80% vest ▪ Resources at Tiris Project exceed 80m lbs – 66% vest
4	**Häggån**: Secure Government decision to mine at the Häggån Project	▪ Decision to mine achieved without material dilution of Shareholders – 100% vest ▪ Decision to mine achieved with strategic partner introduced on a basis that values the business at >60% net present value (NPV) – 80% vest ▪ Decision to mine achieved on another basis which is approved by Shareholders – 66% vest ▪ Swedish legislation is changed to enable the extraction of U_3O_8 from the Häggån Project and the project receives an exploitation permit – 25% vest, in each case, as determined by the Remuneration Committee.

(1) At 30 June 2025, the vesting conditions to award 100% of the ZEPOs had not been met and a 0% vesting probability was applied.

2. *Share Price Gateway* – the Company achieving a 30 consecutive trading day closing Share price equal to or greater than A$0.20 per Share (**Share Price Gateway**) during the six month period of 1 April 2027 to 30 September 2027 (**Gateway Period**).

The above vesting conditions (comprising the Performance Milestones and the Share Price Gateway) for the Options are referred to as the Vesting Conditions. The Options will only vest if the applicable Performance Milestone has been satisfied during the Performance Period and the Share Price Gateway has been satisfied

during the Gateway Period and the employee remains employed or engaged by the Company. No options shall vest before 30 June 2027.

The fair value for all ZEPOs at grant date was determined using a Barrier Trinomial Model applying the following inputs:

- Weighted average exercise price of $0.00
- Weighted average life of the option (years) of 5
- Weighted average underlying share price: refer below for each tranche
- Expected share price volatility of 75%
- Weighted average risk-free interest rate 3.5%

Volatility is calculated based on share price history of the company and used as the basis for determining expected share price volatility. The expected volatility reflects the assumptions that the historical volatility over a period similar to the life of the options is indicative of future trends which may not be the actual outcomes.

Option Class	Milestone	Description of milestones	Vesting date / First exercise date	Number issued	Grant date	Exercise Price $	Fair value per option $	Total Fair Value $	Share based payment expense recognised during the period $
AEEAAG - MD & CEO	FID Timing [1]	Final Investment Decision (FID) and associated funding plan at the Tiris Project	30-Sep-27	1,235,465	27-Nov-24	-	0.138	170,754	-
	Mine Build	Construction of Tiris Project mine against time, cost and quality targets	30-Sep-27	1,482,558	27-Nov-24	-	0.138	204,904	42,483
	Resource Base	Expansion of resource base at the Tiris Project	30-Sep-27	1,235,465	27-Nov-24	-	0.138	170,754	35,402
	Häggån	Secure Government decision to mine at the Häggån Project	30-Sep-27	988,372	27-Nov-24	-	0.138	136,603	28,322
AEEAAG - employees	FID Timing [1]	Final Investment Decision (FID) and associated funding plan at the Tiris Project	30-Sep-27	3,531,750	4-Dec-24	-	0.155	547,492	-
	Mine Build	Construction of Tiris Project mine against time, cost and quality targets	30-Sep-27	4,238,009	4-Dec-24	-	0.155	656,990	132,239
	Resource Base	Expansion of resource base at the Tiris Project	30-Sep-27	3,531,750	4-Dec-24	-	0.155	547,492	110,201
	Häggån	Secure Government decision to mine at the Häggån Project	30-Sep-27	2,825,400	4-Dec-24	-	0.155	437,993	90,692
				19,068,858				**2,872,982**	**439,339**

(2) At 30 June 2025, the vesting conditions to award 100% of the ZEPOs had not been met and a 0% vesting probability was applied.

Accounting Policy

The Group operates an employee share ownership scheme. Share-based payments to employees are measured at the fair value of the instruments issued and amortised over the vesting periods. Share-based payments to non-employees are measured at the fair value of goods or services received or the fair value of the equity instruments issued, if it is determined the fair value of the goods or services cannot be reliably measured and are recorded at the date the goods or services are received. The corresponding amount is recorded to the option reserve. The fair value of options is determined using the Black-Scholes pricing model. The fair value of loan funded shares is determined using the Monte Carlo simulation.

The number of shares and options expected to vest is reviewed and adjusted at the end of each reporting period such that the amount recognised for services received as consideration for the equity instruments granted is based on the number of equity instruments that eventually vest.

Significant accounting judgements and key estimates

Share based payments

The Group measures the cost of equity-settled transactions with employees by reference to the fair value of the equity instruments at the date at which they are granted. The fair value of loan funded shares is determined by a Monte Carlo simulation. The assumptions and inputs to the models are detailed in note 9.

Assets

This section provides additional information about those individual line items in the Statement of Financial Position that the directors consider most relevant in the context of the operations of the entity.

10. Cash and cash equivalents

	30 Jun 2025 $	30 Jun 2024 $
Cash and cash equivalents	**11,740,860**	16,470,818
	11,740,860	16,470,818

Accounting Policy

Cash at bank earns interest at floating rates based on daily bank deposit rates. Short-term deposits are made and have original maturities of less than 3 months, depending on the immediate cash requirements of the Group, and earn interest at the respective short-term deposit rates.

Notes to the Consolidated Financial Statements

for the year ended 30 June 2025

11. Trade and other receivables

	30 Jun 2025 $	30 Jun 2024 $
Current		
Value Added Tax receivables	**194,657**	88,196
Sundry debtors	**-**	56,543
Prepayments	**189,859**	76,486
Rental deposit	**11,432**	1,416
Total other current assets	**201,291**	134,445
Non-current		
Security deposits	**81,268**	57,401

Accounting Policy

Value added tax receivables

Value-added taxes (VAT) is the generic term for the broad-based consumption taxes that the Group is exposed to such as: Australia (GST); Sweden (MOMS); and Mauritania (VAT).

Revenues, expenses, and assets are recognised net of the amount of VAT, except where the amount of VAT incurred is not recoverable from the relevant country's taxation authority. In these circumstances the VAT is recognised as part of the cost of acquisition of the asset or as part of an item of the expense. Receivables and payables in the statement of financial position are shown inclusive of VAT.

Cash flows are presented in the statement of cash flows on a gross basis, except for the VAT component of investing and financing activities, which are disclosed as operating cash flows.

Other receivables

Other receivables are recognised at amortised cost, less any allowance for expected credit losses.

Security deposits

The security deposits relate to bank guarantees issued to the Ministry of Petroleum, Energy and Mines of the Islamic Republic of Mauritania for its tenements in Mauritania.

12. Financial assets

	30 Jun 2025 $	30 Jun 2024 $
Unlisted equity investments at fair value through profit or loss	**100,000**	-

In June 2025, the Company entered into a strategic collaboration agreement with Neu Horizon Uranium Ltd, an unlisted private company. As part of the agreement, the Company acquired a minority interest through a $100,000 investment.

The collaboration is aimed at supporting mutual growth and includes joint initiatives across several areas, including:

- Engagement with government and regulatory stakeholders
- Technical cooperation in uranium extraction and processing
- Administrative and operational synergies to enhance efficiency
- Joint participation in the 2025 Investor Symposium in Stockholm

This investment aligns with the Company's broader strategy to build partnerships that strengthen its position in the uranium sector and expand its network within the industry.

A reconciliation of the fair values at the beginning and end of the current and previous financial year are set out below:

	30 Jun 2025 $	30 Jun 2024 $
Opening fair value	**-**	-
Additions	**100,000**	-
Closing fair value	**100,000**	-

Accounting Policy

Financial assets are measured at fair value on initial recognition. Subsequent measurement of financial assets depends on the financial asset's contractual cash flow characteristics and the Group's business model for managing them. The Group's business model for managing financial assets refers to how it manages its financial assets in order to generate cash flows. The business model determines whether cash flows will result from collecting contractual cash flows, selling the financial asset or both.

For the purposes of subsequent measurement, the Group's financial assets are measured at fair value through profit or loss. Financial assets at fair value through profit or loss are carried in the statement of financial position at fair value with net changes in fair value recognised in the statement of profit or loss.

This category includes the equity investment which the Group had not irrevocably elected to classify at fair value through OCI. Any dividends on equity investments are also recognised as other income in the statement of profit or loss when the right of payment has been established.

Refer to note 25 for more information on the fair value measurement.

13. Right of use assets and lease liabilities

	30 Jun 2025 $	30 Jun 2024 $
Right of use assets		
Opening balance	**218,421**	-
Additions	**356,351**	302,429
Write offs	**(171,276)**	
Depreciation	**(130,252)**	(86,154)
Exchange differences	**4,446**	2,145
Closing balance	**277,690**	218,421
Lease liabilities		
Opening balance	**261,735**	-
Initial recognition	**356,351**	302,429
Write offs	**(217,131)**	-
Interest	**17,900**	19,505
Principal	**(145,309)**	(48,471)
Exchange differences	**7,716**	(11,728)
	281,260	261,735
Disclosed as:		
Current liability	**196,626**	111,018
Non-current liability	**84,634**	150,717
	281,260	261,735
Amounts recognised in the statement of comprehensive loss		
Depreciation charge of right-in-use assets	**130,252**	86,154
Interest expense	**17,900**	19,505
	148,152	105,659

During the year, the Group entered into a new office lease agreement in Perth, Australia with an initial term of 25 months, commencing on 16 April 2025. Additionally, the Group commenced a new office lease in Mauritania with a term of 21 months, effective from 1 January 2025.

The total cash outflow for leases in 2025 was $145,309 (2024: $48,475).

Accounting Policy

Right of use assets

A right-of-use asset is recognised at the commencement date of a lease. The right-of-use asset is measured at cost, which comprises the initial amount of the lease liability, adjusted for, as applicable, any lease payments made at or before the commencement date net of any lease incentives received, any initial direct costs incurred.

Right-of-use assets are depreciated on a straight-line basis over the unexpired period of the lease or the estimated useful life of the asset, whichever is the shorter. Right-of use assets are subject to impairment or adjusted for any remeasurement of lease liabilities.

Leases

With the exception of short-term leases and leases of low value underlying assets, each lease is reflected on the statement of financial position as a right-of-use asset and a lease liability.

Where a lease has an extension option the Group has used its judgement to determine whether or not an option would be reasonably certain to be exercised. The Group considers all facts and circumstances including any significant improvements, current stage of projects, location, and their past practice to help them determine the lease term. The Group have included all current extension options in determining the lease term.

Lease liabilities were measured at the present value of the remaining lease payments, discounted using the lessee's incremental borrowing rate at commencement date of the lease.

The weighted average incremental borrowing rate applied to lease liabilities was 6.75%.

In the consolidated statement of cash flows, the Group has recognised cash payments for the principal portion of the lease liability within financing activities, cash payments for the interest portion of the lease liability as interest paid within operating activities and short-term lease payments and payments for lease of low-value assets within operating activities.

Short-term leases

The Group has elected not to recognise a right-of-use asset and corresponding lease liability for short-term leases with terms of 12 months or less and leases of low-value assets. Lease payments on these assets are expensed to profit or loss as incurred.

14. Exploration and evaluation assets

	30 Jun 2025 $	30 Jun 2024 $
Opening net book value	**41,894,715**	29,946,359
Expenditure capitalised during the half year	**10,045,093**	11,990,025
Impairment expenses (a)	**(2,640,104)**	-
Exchange differences	**1,249,755**	(41,669)
Closing net book value	**50,549,459**	41,894,715

The expenditure above relates principally to exploration and evaluation activities. The recoverability of the carrying amount is dependent on successful development and commercial exploitation (or alternatively, through sale of the respective interest).

The Group's exploration properties may be subjected to claim(s) under Native Title (or jurisdictional equivalent), or contain sacred sites, or sites of significance to the Indigenous people of Sweden and Mauritania. As a result, exploration properties or areas within the tenements may be subject to exploration restrictions, mining restrictions and/or claims for compensation. At this time, it is not possible to quantify whether such claims exist, or the quantum of such claims.

(a) Impairment of exploration and evaluation assets

The recoverability of the carrying amount of the exploration and evaluation assets is dependent on successful development and commercial exploitation, or alternatively, sale of the respective Area of Interest (AOI). Each potential or recognised AOI is reviewed half-yearly to determine whether economic quantities of reserves have been found or whether further exploration and evaluation work is underway or planned to support continued carry forward of capitalised costs. Where a potential impairment is indicated, assessment is performed using a fair value less costs to dispose method to determine the recoverable amount for each AOI to which the exploration and evaluation expenditure is attributed.

During the year ended 30 June 2025, the group identified an indicator of impairment for the Tasiast South Project as no imminent substantive expenditure has been budgeted or planned, given the Group’s focus on its Tiris Uranium and Häggån Polymetallic Projects. The area of interest has been written down to its fair value less costs to dispose. In determining fair value less cost of disposal the Directors had regard to the best evidence of what a willing participant would pay in an arm’s length transaction (Level 3 fair value hierarchy). Where no such evidence was available, areas of interest were written down to nil pending the outcome of any potential future sale arrangements.

An impairment expense of $2,640,104 (2024: $nil) has been recorded against the carrying value of the exploration assets for the Tasiast South Project. These impairment charges have been recognised within other expenses in the statement of profit or loss and other comprehensive income with all the carrying value of the Tasiast South Project being impaired to nil.

The Group continues to assess its near term options in relation to maximising the commercial outcomes for its Tasiast South Project and is in continuing discussions with its Joint Venture Partner of the Nomads Joint Venture to ensure that exploration and joint venture obligations are met. On 28 August 2025, the Group’s Joint Venture Partner filed a petition with the Commercial Court of Nouakchott seeking cancellation of the Joint Venture Agreement and damages. Refer to note 33 for more details.

The Group is actively advancing the development of the Tiris Uranium Project and maintaining ongoing engagement with the Mauritanian Government. Simultaneously, it continues to progress the licensing of the Häggån Polymetallic Project in Sweden.

Accounting Policy

Exploration and evaluation expenditures in relation to each separate area of interest with current tenure are carried forward to the extent that:

- such expenditures are expected to be recouped through successful development and exploration of the area of interest, or alternatively, by its sale; or
- exploration and evaluation activities in the area of interest have not at the reporting date reached a stage which permits a reasonable assessment of the existence or otherwise of economically recoverable reserves, and active and significant operations in, or in relation to, the area of interest is continuing.

Exploration and evaluation assets are initially measured at cost and include acquisition of rights to explore, studies, exploratory drilling, trenching and sampling and associated activities and an allocation of depreciation and amortisation of assets used in exploration and evaluation activities. General and administrative costs are only included in the measurement of exploration and evaluation costs where they are related directly to operational activities in a particular area of interest.

In the event that an area of interest is abandoned or, if facts and circumstances suggest that the carrying amount of an exploration and evaluation asset is impaired then the accumulated costs carried forward are written off in the year in which the assessment is made. Where a decision has been made to proceed with development in respect of a particular area of interest, the relevant exploration and evaluation asset is tested for impairment and the balance is then reclassified as “assets under construction” and allocated to the appropriate cash generating unit.

Significant Judgements and Estimates

Exploration and evaluation costs are carried forward where it is considered likely to be recoverable or where the activities have not reached a stage which permits a reasonable assessment of the existence of reserves.

While there are certain areas of interest from which no reserves have been extracted, the Directors are of the continued belief that such expenditure should not be written off since feasibility studies in such areas have not yet concluded.

The Group assesses impairment at each reporting date by evaluating conditions specific to the Group that may lead to impairment of assets. Where an impairment trigger exists, the recoverable amount of the asset is determined.

Tiris Uranium Project – exploitation permits

A requirement of the Tiris mining convention requires the permit holder to initiate mining operations or project development within 24 months of receiving the operating permits. Whilst the date upon which the permit was granted and thus when the 24 month period commenced is subject to different interpretations, it is understood that the Ministry may believe that the 24 month expired in January 2025. Nevertheless, the Mining Code permits the Minister to either extend the development period under specific conditions and or to issue a permit default notice if the projects development doesn’t occur within the specified timeframe

Crucially, the Company has received legal advice concluding that the Permits held by Tiris Ressources SA, are valid and in full force and the Minister has not issued a default notice in relation to Tiris’s tenure. Friendly collaborative discussions with the Ministry are ongoing regarding a 36-month extension for the development of the Tiris Uranium Project, including meeting production in 2027.

Financing discussions are well advanced and expected to conclude by end-2025. The Company has also significant ongoing works programs at the Project including water development, engineering and requests for tenders around project development as well as building the in-country team to deliver the Project. The Company remains in frequent dialogue with the Ministry, is working collaboratively with the government to

encourage investment into Mauritania and is confident of the continued support of the relevant authorities. The Directors are confident that the negotiations will be concluded satisfactorily, allowing for the Company to progress to production within the above time frame.

Oum Ferkik – exploitation application

The Company has lodged and is awaiting granting of an exploitation application for its Oum Ferkik tenement. It has received confirmation from the Ministry of Petroleum, Mines and Energy that the tenement application has been registered, that all fees due have been paid and in good standing and that the application is expected to be issued in due course. On this basis, the Directors consider that the exploration and evaluation costs relating to tenement not impaired. As of 30 June 2025, the carrying value of the exploration and evaluation assets for the Oum Ferkik tenement was $281,672 (30 June 2024: $277,779).

Häggån K no 1 – exploitation application

On 5 September 2024, the Company announced that it had lodged the Exploitation permit application for Häggån K no 1 and a new exploration application lodged for Häggån no 2, covering the areas of the original Häggån no 1 concession, with the Swedish Mining Inspectorate. If granted, the Exploitation Permit will secure the tenure over the Häggån Project and be valid for 25 years, pending approval from the Swedish government.

Additionally, the Company has applied for a new exploration license, Häggån no 2, covering some of the areas of the original Häggån no 1 exploration license. The application also includes a request for an exception to the prohibition year, which where normally no parties may apply for the expired tenure for a period of 12 months. Given the substantial work undertaken on the Project to date, the Company believes that these applications are likely to be considered favourably.

While the Swedish Mining Inspectorate considers the Häggån K no 1 Exploitation Permit application the Häggån no 1 exploration license will remain valid and after the determination the Häggån no 2 exploration license application may be considered. However, there is no guarantee either application with be granted.

During the period, the Company was notified that Häggån no 2 exploration application was rejected as the original Häggån no 1 exploration license was still active and the exploitation permit was being considered. There is no guarantee either application with be granted.

Environment issues

Balances disclosed in the financial statements and notes thereto are not adjusted for any pending or enacted environmental legislation, and the directors understanding thereof. At the current stage of the Group's development and its current environmental impact, the directors believe such treatment is reasonable and appropriate.

Equity and Liabilities

This section provides additional information about those individual line items in the Statement of Financial Position that the directors consider most relevant in the context of the operations of the entity.

15. Trade and other payables

	30 Jun 2025 $	30 Jun 2024 $
Trade payables	**1,688,957**	1,174,682
Accrued expenses	**168,364**	906,347
Payroll tax and other statutory liabilities	**81,408**	82,549
	1,938,729	2,163,578

Accounting Policy

Trade payables are initially recognised at fair value and subsequently measured at amortised cost. Trade and other payables are presented as current liabilities unless payment is not due within 12 months.

16. Short term loans

	30 Jun 2025 $	30 Jun 2024 $
Secured options funding loans at amortised cost, net of borrowing costs	**-**	**1,202,004**

Options funding loans

On 25 January 2024, the Company announced that it had entered into Option Funding Agreements with certain investors, who prepaid $4.3 million, equivalent to the exercise monies for all remaining options expiring on 30 June 2024. The loan maturity date was 31 July 2024 and was secured over proceeds from the exercise of the outstanding options.

The funds were repaid with proceeds from option exercise monies from current Option holders. The Options were listed and had an expiry date of 30 June 2024 and an exercise price of $0.052 each, and on issue converted into ordinary fully paid shares in the Company.

Additionally, the Company entered into an underwriting agreement with PAC Partners Securities Pty Limited for 20 million options. The Underwriter will receive shares equal to the number of unexercised Underwritten Options by the Expiry Date “Shortfall Shares”.

On 10 July 2024, the Company issued the shortfall shares to the underwriter at the option exercise price of A$0.052 each. The options funding loans were fully repaid with proceeds received from options holders and the issue of shortfall shares to the underwriters.

Accounting Policy

Loans and borrowings are initially recognised at the fair value of the consideration received, net of transaction costs. They are subsequently measured at amortised cost using the effective interest method.

Notes to the Consolidated Financial Statements

for the year ended 30 June 2025

17. Issued capital

	30 Jun 2025 No. of shares	30 Jun 2024 No. of shares	30 Jun 2025 $	30 Jun 2024 $
Ordinary shares - fully paid	**912,750,141**	787,089,409	**123,571,260**	104,536,636

(a) Movement in ordinary shares on issue:

	Date	No. of shares	$
Opening balance 1 Jul 2023		**616,484,204**	**81,832,301**
Shares issued at $0.052 on exercise of options	27-Jul-23	352,000	18,304
Shares issued at $0.052 on exercise of options	17-Aug-23	302,000	15,704
Shares issued at $0.052 on exercise of options	31-Aug-23	387,000	20,124
Shares issued at $0.052 on exercise of options	18-Sep-23	249,687	12,984
Shares issued at $0.052 on exercise of options	19-Sep-23	100,000	5,200
Shares issued at $0.052 on exercise of options	19-Sep-23	300,000	15,600
Shares issued at $0.052 on exercise of options	26-Sep-23	421,153	21,900
Shares issued at $0.052 on exercise of options	10-Oct-23	70,010	3,641
Shares issued at $0.052 on exercise of options	10-Oct-23	2,476	129
Shares issued at $0.052 on exercise of options	10-Oct-23	274,000	14,248
Shares issued at $0.052 on exercise of options	13-Oct-23	100,000	5,200
Shares issued at $0.052 on exercise of options	30-Oct-23	40,000	2,080
Shares issued at $0.052 on exercise of options	30-Oct-23	318,000	16,536
Shares issued at $0.052 on exercise of options	30-Oct-23	46,733	2,430
Shares issued at $0.052 on exercise of options	08-Nov-23	26,666	1,387
Shares issued at $0.052 on exercise of options	08-Nov-23	30,000	1,560
Shares issued at $0.052 on exercise of options	16-Nov-23	1,163,034	60,478
Shares issued at $0.052 on exercise of options	16-Nov-23	116,666	6,067
Shares issued at $0.052 on exercise of options	21-Nov-23	275,000	14,300
Shares issued at $0.052 on exercise of options	21-Nov-23	8,461	440
Shares issued at $0.052 on exercise of options	13-Dec-23	250,000	13,000
Shares issued at $0.052 on exercise of options	13-Dec-23	2,166	113
Shares issued at $0.052 on exercise of options	15-Dec-23	1,465,098	76,185
Shares issued at $0.052 on exercise of options	21-Dec-23	360,000	18,720
Shares issued at $0.052 on exercise of options	03-Jan-24	46,153	2,400
Shares issued at $0.052 on exercise of options	09-Jan-24	250,000	13,000
Cancellation of Loan Funded Shares	09-Jan-24	(2,000,000)	-
Shares issued at $0.052 on exercise of options	09-Jan-24	16,666	867
Shares issued at $0.052 on exercise of options	12-Jan-24	200,000	10,400
Shares issued at $0.052 on exercise of options	22-Jan-24	265,000	13,780
Shares issued at $0.052 on exercise of options	22-Jan-24	286,647	14,906
Shares issued at $0.052 on exercise of options	22-Jan-24	445	23
Shares issued at $0.052 on exercise of options	05-Feb-24	123,498	6,422
Shares issued at $0.052 on exercise of options	05-Feb-24	43,300	2,252
Shares issued at $0.052 on exercise of options	09-Feb-24	285,000	14,820
Shares issued at $0.052 on exercise of options	09-Feb-24	3,409	177
Shares issued at $0.052 on exercise of options	09-Feb-24	615	32
Shares issued at $0.052 on exercise of options	09-Feb-24	10,000	520
Shares issued at $0.052 on exercise of options	09-Feb-24	6,666	347

	Date	No. of shares	$
Shares issued at $0.052 on exercise of options	19-Feb-24	4,688,893	243,822
Shares issued at $0.052 on exercise of options	01-Mar-24	1,923,077	100,000
Cancellation of Loan Funded Shares	01-Mar-24	(2,000,000)	-
Shares issued at $0.052 on exercise of options	06-Mar-24	3,190,946	165,929
Shares issued at $0.052 on exercise of options	20-Mar-24	668,624	34,768
Placement of shares	26-Mar-24	89,668,896	16,140,401
Shares issued at $0.052 on exercise of options	08-Apr-24	322,392	16,764
Shares issued at $0.052 on exercise of options	09-Apr-24	6,000,000	312,000
Shares issued at $0.052 on exercise of options	17-Apr-24	371,896	19,339
Shares issued at $0.052 on exercise of options	30-Apr-24	1,019,401	53,009
Shares issued at $0.052 on exercise of options	09-May-24	11,615,666	604,015
Shares issued at $0.052 on exercise of options	22-May-24	614,109	31,934
Shares issued at $0.052 on exercise of options	29-May-24	384,616	20,000
Shares issued at $0.052 on exercise of options	29-May-24	1,696,112	88,198
Issue of SPP Shares	30-May-24	11,111,063	1,999,991
Issue of Placement Tranche 2 Shares	31-May-24	722,222	130,000
Shares issued at $0.052 on exercise of options	13-Jun-24	5,334,080	277,372
Shares issued at $0.052 on exercise of options	17-Jun-24	3,929,096	204,313
Shares issued at $0.052 on exercise of options	21-Jun-24	6,871,103	357,297
Shares issued at $0.052 on exercise of options	24-Jun-24	8,944,850	465,132
Shares issued at $0.052 on exercise of options	27-Jun-24	16,174,721	841,085
Cancellation of Loan Funded Shares	30-Jun-24	(16,000,000)	-
Shares issued at $0.052 on exercise of options	30-Jun-24	7,155,893	372,106
Transfer from reserves on exercise of options			1,336,545
Transaction costs arising on share issues			(1,535,961)
Closing balance 30 June 2024		**787,089,409**	**104,536,636**

	Date	No. of shares	$
Opening balance 1 Jul 2024		**787,089,409**	**104,536,635**
Allotment of shares for option underwriting shortfall	09-Jul-24	**1,543,958**	**80,286**
Restructuring Curzon offtake agreement (1)	16-Aug-24	**29,914,530**	**5,384,615**
Curzon Placement	16-Aug-24	**29,914,530**	**5,384,615**
Private placement	17-Dec-24	**64,285,714**	**9,000,000**
Exercise of options – AEEO	23-May-25	**2,000**	**600**
Transaction costs arising on share issues		**-**	**(815,491)**
Balance at 30 June 2025		**912,750,141**	**123,571,260**

(1) Curzon Restructuring Fee Shares will be escrowed until first production from the Tiris Project.

Ordinary shares are classified as equity and incremental costs directly attributable to the issue of new shares are shown in equity as a deduction, net of tax, from the proceeds.

Ordinary shares

Ordinary shares entitle the holder to participate in dividends and the proceeds on the winding up of the Company in proportion to the number of and amounts paid on the shares held. The ordinary shares have no par value and the Company does not have a limited amount of authorised capital. On a show of hands every member present at a meeting in person or by proxy shall have one vote and upon a poll each share shall have one vote.

Share buy-back

There is no current on-market share buy-back.

Notes to the Consolidated Financial Statements

for the year ended 30 June 2025

(b) Options

Information relating to options issued, exercised, lapsed and outstanding during and at the end of the current and comparative financial year is set out below:

Grant date	Expiry date	Exercise price	Balance at start of year	Granted during the period	Expired during the year	Exercised during the period	Balance at the end of the period	Vested and exercisable at the end of the period
30 June 2025								
30-May-24[1]	30-May-26	$0.30	**76,126,478**	**-**	**-**	**(2,000)**	**76,124,478**	**76,124,478**
16-Aug-24	1-Sep-25	$0.20	**-**	**5,982,906**	**-**	**-**	**5,982,906**	**-**
27-Nov-24	30-Jun-29	$0.00	**-**	**6,337,210**	**-**	**-**	**6,337,210**	**-**
27-Nov-24	25-Nov-29	$0.00	**-**	**1,500,000**	**-**	**-**	**1,500,000**	**-**
4-Dec-24	30-Jun-29	$0.00	**-**	**13,722,314**	**-**	**-**	**13,722,314**	**-**
3-Jan-25	30-Jun-29	$0.00	**-**	**404,680**	**-**	**-**	**404,680**	**-**
			76,126,478	**27,947,110**	**-**	**(2,000)**	**104,071,588**	**76,124,478**
Weighted average exercise price			**$0.30**	**$0.04**	**$-**	**$0.30**	**$0.23**	**$0.30**
Weighted average remaining contractual life:								**2.9 years**
30 June 2024								
28-May-21	30-Jun-24	$0.052	**384,616**	**-**	**-**	**(384,616)**	**-**	**-**
15-Nov-21	30-Jun-24	$0.052	**90,262,366**	**-**	**(1,543,958)**	**(88,718,408)**	**-**	**-**
30-May-24[1]	30-May-26	$0.300	**-**	**76,126,478**	**-**	**-**	**76,126,478**	**76,126,478**
			90,646,982	**76,126,478**	**(1,543,958)**	**(89,103,024)**	**76,126,478**	**76,126,478**
Weighted average exercise price			**$0.05**	**$0.30**	**$0.05**	**$0.05**	**$0.30**	**$0.30**
Weighted average remaining contractual life:								**1.9 years**

(1) These options were exercisable immediately on grant date.

18. Other Reserves

	Share based payments	Foreign currency translation	Total other reserves
	$	$	$
At 1 July 2023	5,026,940	(562,834)	4,464,106
Currency translation differences	-	(67,763)	(67,763)
Other comprehensive income	-	(67,763)	(67,763)
Transactions with owners in their capacity as owners			
Transfer from reserves on exercise of options	(1,336,545)	-	(1,336,545)
Share based payments	585,368	-	585,368
At 30 June 2024	4,275,763	(630,597)	3,645,165
At 1 July 2024	**4,275,763**	**(630,597)**	**3,645,165**
Currency translation differences	**-**	**1,171,088**	**1,171,088**
Other comprehensive income	**-**	**1,171,088**	**1,171,088**
Transactions with owners in their capacity as owners			
Transfer from reserves on exercise of options	**(705,048)**	**-**	**(705,048)**
Share based payments	**893,786**	**-**	**893,786**
At 30 June 2025	**4,464,501**	**540,491**	**5,004,992**

Share-based payments

The share-based payment reserve records items recognised as expenses on valuation of share options and loan funded shares issued to key management personnel, other employees and eligible contractors. Refer to note 9 for more details.

Foreign currency translation

Exchange differences arising on translation of the foreign controlled entity are recognised in other comprehensive income as described in note and accumulated in a separate reserve within equity. The cumulative amount is reclassified to profit or loss when the net investment is disposed of.

Financial Instruments

This section of the Notes discusses the Group's exposure to various risks and shows how these could affect the Group's financial position and performance.

19. Capital risk management

The Board policy is to maintain a capital base to maintain investor, creditor and market confidence and to sustain future development of the business. Capital consists of ordinary shares and retained earnings (or accumulated losses) as disclosed in notes 17 and 18. The Board manages the capital of the Group to ensure that the Group can fund its operations and continue as a going concern.

There are no externally imposed capital requirements

20. Market risk

Market risk is the risk that changes in market prices such as foreign exchange rates, equity prices and interest rates will affect the Group's income or value of its holdings of financial instruments.

21. Foreign exchange risk

The Group is exposed to the financial risk related to the fluctuation of foreign exchange rates against the Group's functional currency, which is the Australian dollar ("AUD"). The Group operates internationally and is exposed to foreign exchange risk arising from various currency exposures, primarily with respect to the Mauritanian Ouguiya ("MRU"), Swedish Krona ("SEK"), Euro ("EUR") and Great British Pounds ("GBP").

Foreign exchange risk arises from commercial transactions and recognised assets and liabilities denominated in a currency that is not the entity's functional currency.

The risk is measured using sensitivity analysis and cash flow forecasting. The Group is also exposed to foreign exchange risk arising from the translation of its foreign operations.

The Group's exposure to foreign currency risk at the end of the reporting year, expressed in Australian dollar, was as follows:

	USD	MRU	GBP	SEK	EUR	CAD	ZAR
	$	$	$	$	$	$	$
At 30 June 2025							
Cash and cash equivalents	**521,355**	**61,761**	**1,583**	**62,728**	**35,988**	**-**	**-**
Trade payables	**909,279**	**355,168**	**(31,730)**	**42,952**	**-**	**-**	**5,285**
At 30 June 2024							
Cash and cash equivalents	30,987	40,548	179,562	29,030	458,117	-	-
Trade payables	215,709	125,005	129,712	192,926	-	10,965	-

The Group has conducted a sensitivity analysis of its exposure to foreign currency risk. The sensitivity analysis is conducted on a currency-by-currency basis using the sensitivity analysis variable, which has been set as 10% change in the respective exchange rates for the year ended 30 June 2025, keeping all the other variables constant.

Estimated impact on profit before tax for the year ending	30 Jun 2025 $	30 Jun 2024 $
USD/AUD exchange rate - increase 10%	**(38,792)**	(18,472)
MRU/AUD exchange rate - increase 10%	**(29,341)**	(8,446)
GBP/AUD exchange rate - increase 10%	**3,331**	4,985
SEK/AUD exchange rate - increase 10%	**1,978**	(16,390)
EUR/AUD exchange rate - increase 10%	**3,599**	45,812
CAD/AUD exchange rate - increase 10%	**-**	(1,096)
ZAR/AUD exchange rate - increase 10%	**(528)**	-

22. Interest rate risk

Exposure to interest rate risk arises on cash and term deposits recognised at reporting date whereby a future change in interest rates will affect future cash flows or the fair value of fixed rate financial instruments.

The Group's exposure to interest rates primarily relates to its cash and cash equivalents. The Group has no interest bearing loans or borrowings.

At reporting date, the Group had the following exposure to variable interest rate risk:

	30 Jun 2025 $	30 Jun 2024 $
Cash and cash equivalents	**2,740,860**	2,970,818

The following sensitivity analysis is based on the interest rate risk exposure in existence at the reporting date. The 1% sensitivity (2024: 1%) is based on reasonably possible changes over a financial year, using the observed range of actual historical rates for the preceding five year period.

At 30 June 2025, an increase/(decrease) of 100 basis points in interest rates on cash and cash equivalents over the reporting period would have increased/(decreased) the Group's loss and equity by $2,741 (2024: $2,971). The analysis assumes that all other variables remain constant.

23. Credit risk

Credit risk is the risk of potential loss to the Group if a counterparty to a financial instrument fails to meet its contractual obligations. The Group's credit risk is primarily attributable to its liquid financial assets, including cash, receivables, and balances receivable from the government.

The group limits its exposure to credit risk in relation to cash and cash equivalents and other financial assets by investing surplus funds in banks and financial institutions with high credit ratings.

24. Liquidity risk

Liquidity risk arises from the possibility that the Group might encounter difficulty in settling its debts or otherwise meeting its obligations related to financial liabilities.

The Group manages liquidity risk by monitoring forecast cash flows, only investing surplus cash with major financial institutions; and comparing the maturity profile of financial liabilities with the realisation profile of financial assets.

The Board meets on a regular basis to analyse financial risk exposure and evaluate treasury management strategies in the context of the most recent economic conditions and forecasts. The Board's overall risk management strategy seeks to assist the Group in managing its cash flows.

Financial liabilities are expected to be settled on the following basis:

	Weighted average interest rate	Less than 1 year	Between 1 and 2 years	Between 2 and 5 years	Over 5 years	Total contract-ual flows	Carrying amount of liabilities
	%	$	$	$	$	$	$
As at 30 June 2025							
Payables	**-**	**1,938,729**	**-**	**-**	**-**	**1,938,729**	**1,938,729**
Lease liabilities	**6.8%**	**205,458**	**89,212**	**-**	**-**	**294,670**	**281,260**
		2,144,187	**89,212**	**-**	**-**	**2,233,399**	**2,219,989**
As at 30 June 2024							
Payables	-	2,163,578	-	-	-	2,163,578	2,163,578
Short term loans	-	1,202,004	-	-	-	1,202,004	1,202,004
Lease liabilities	8.0%	127,499	157,499	-	-	284,998	261,735
		3,493,081	157,499	-	-	3,650,580	3,627,317

25. Fair value measurement

Unless otherwise stated, the carrying amounts of financial instruments reflect their fair value. The carrying amounts of trade and other receivables and trade and other payables are assumed to approximate their fair values due to their short-term nature.

Fair value hierarchy

The following tables detail the Group's assets and liabilities, measured or disclosed at fair value, using a three-level hierarchy, based on the lowest level of input that is significant to the entire fair value measurement, being:

- Level 1: Quoted prices (unadjusted) in active markets for identical assets or liabilities that the entity can access at the measurement date.
- Level 2: Inputs other than quoted prices included within Level 1 that are observable for the asset or liability, either directly or indirectly.
- Level 3: Unobservable inputs for the asset or liability.

	Level 1	Level 2	Level 3	Total
	$	$	$	$
2025				
Unlisted equity investments – at fair value	**-**	**-**	**100,000**	**100,000**
	-	**-**	**100,000**	**100,000**
2024				
Unlisted equity investments – at fair value	**-**	**-**	**-**	**-**
	-	**-**	**-**	**-**

There were no transfers between levels during the financial year.

As Neu Horizon Uranium Ltd is not listed on any public exchange and there is no active market for its shares, the investment has been classified as a Level 3 financial asset under the fair value hierarchy in accordance with AASB 13 Fair Value Measurement.

Due to the absence of observable market data, the investment has been measured using a cost approach, which is considered a reasonable approximation of fair value at initial recognition, given that the investment was made on arm's length terms during the reporting period.

Management will continue to assess the fair value at each reporting date, considering any significant changes in Neu Horizon's financial position, business developments, or future fundraising activities that may provide new valuation inputs.

Movements in level 3 assets and liabilities during the current and previous financial year are set out below:

	Unlisted equity investments	Total
	$	$
At 1 July 2023	-	-
Losses recognised in other comprehensive income	-	-
At 30 June 2024	-	-
At 1 July 2024	**-**	**-**
Additions	**100,000**	**100,000**
Losses recognised in other comprehensive income	**-**	**-**
At 30 June 2025	**100,000**	**100,000**

Group Composition

This section of the Notes includes information that must be disclosed to comply with accounting standards and other pronouncements relating to the structure of the Group, but that is not immediately related to individual line items in the Financial Statements.

26. List of subsidiaries

Name of entity	Place of business/country of incorporation	Ownership interest held	
		30 Jun 2025 %	30 Jun 2024 %
Vanadis Battery Metals AB	Sweden	100	100
Aura Energy Mauritania Pty Ltd	Australia	100	100
Tiris Ressources SA	Mauritania	85	85
Tiris International Mining Company Sarl	Mauritania	100	100
Archaean Greenstone Gold Limited	Australia	100	100
Tiris Zemmour Resources Pty Ltd	Australia	100	100
North-East Resources Pty Ltd	Australia	100	100
Mauritanian Services Suarl	Mauritania	100	100

27. Parent entity information

The financial information for the parent entity, Aura Energy Limited, has been prepared on the same basis as the consolidated financial statements, except as set out below.

(a) Investments in subsidiaries, associates and joint venture entities

Investments in subsidiaries, associates and joint venture entities are accounted for at cost in the parent entity's financial statements.

(b) Guarantees entered into by the parent entity in relation to the debts of its subsidiaries

There are cross guarantees given by Aura Energy Limited, Archaean Greenstone Gold Limited, Aura Energy Mauritania Pty Ltd, Tiris Zemmour Resources Pty Ltd and North East Resources Pty Ltd as described in note 28. No deficiencies of assets exists in any of these companies.

(c) Contingent liabilities

The parent entity had no contingent liabilities as at 30 June 2025 (2024: nil) other than those disclosed in note 31.

(d) Capital commitments - Property, plant and equipment

The parent entity had no capital commitments for property, plant and equipment as at 30 June 2025 (2024: nil).

	30 Jun 2025 $	30 Jun 2024 $
Results of the parent entity		
Loss after income tax	**(14,168,798)**	(6,687,033)
Total comprehensive loss	**(14,168,798)**	(6,687,037)
Statement of Financial Position		
Current assets	**11,392,732**	16,541,346
Non-current assets	**51,149,813**	41,554,414
Total assets	**62,542,545**	58,095,760
Current liabilities	**1,653,224**	3,021,470
Non-current liabilities	**61,288**	5,870
Total Liabilities	**1,714,512**	3,027,340
Net assets	**60,828,033**	55,068,420
Equity		
Contributed equity	**123,571,260**	104,536,636
Other equity	**314,346**	314,346
Reserves	**4,464,501**	4,275,762
Accumulated losses	**(67,522,074)**	(54,058,324)
Total equity	**60,828,033**	55,068,420

The accounting policies of the parent entity are consistent with those of the Group.

28. Deed of cross guarantee

Pursuant to ASIC Corporations (Wholly-owned Companies) Instrument 2016/785, relief has been granted to these controlled entities of Aura Energy Limited from the Corporations Act 2001 requirements for preparation, audit and publication of accounts.

As a condition of the Class Order, Aura Energy Limited and the controlled entities subject to the Class Order, entered into a deed of indemnity on 28 June 2024. The effect of the deed is that Aura Energy Limited has guaranteed to pay any deficiency in the event of winding up of these controlled entities. The controlled entities have also given a similar guarantee in the event that Aura Energy Limited is wound up. By entering into the deed, these specific wholly-owned entities have been relieved from the requirement to prepare a financial report and directors' report under Class Order 2016/785 (as amended) issued by the Australian Securities and Investments Commission.

The consolidated income statement of the entities that are members of the 'Deed' are as follows:

	30 Jun 2025 $	30 Jun 2024 $
Consolidated Income Statement and Comprehensive Income		
Expenses		
FX gains (losses)	**18,951**	(50,130)
Employee benefits	**(933,476)**	(2,324,098)
Corporate & administrative expenses	**(3,250,612)**	(3,253,379)
Other expenses	**-**	(968,429)
Impairment expenses	**(5,026,159)**	-
Share based payment expenses	**(6,278,403)**	(585,368)
Operating loss	**(15,469,699)**	(7,181,404)
Finance income	**636,802**	274,141
Finance expense	**(74,155)**	(360,107)
Net finance income/(expenses)	**562,647**	(85,966)
Loss before income tax expense	**(14,907,052)**	(7,267,370)
Summary of movement in accumulated losses		
Accumulated losses at beginning of year	**(55,660,956)**	(48,393,586)
Net loss	**(14,907,052)**	(7,267,370)
Accumulated losses at end of year	**(70,568,008)**	(55,660,956)

Notes to the Consolidated Financial Statements

for the year ended 30 June 2025

The consolidated statement of financial position of the entities that are members of the 'Deed' are as follows:

	30 Jun 2025 $	30 Jun 2024 $
Assets		
Current assets		
Cash and cash equivalents	**11,167,659**	16,376,303
Receivables	**35,351**	32,573
Other current assets	**190,218**	133,029
Total current assets	**11,393,228**	16,541,905
Non-current assets		
Security deposits	**77,901**	54,878
Plant and equipment	**28,662**	10,410
Right of use assets	**114,247**	-
Other financial assets	**18,745,233**	7,995,048
Exploration and evaluation	**29,842,393**	31,915,886
Total non-current assets	**48,808,436**	39,976,222
Total assets	**60,201,664**	56,518,127
Liabilities		
Current liabilities		
Trade and other payables	**1,476,714**	1,671,665
Employee benefits	**114,387**	166,841
Other current liabilities	**-**	5,960
Lease liabilities	**62,124**	-
Short term loans	**-**	1,202,004
Total current liabilities	**1,653,225**	3,046,470
Non-current liabilities		
Employee benefits	**7,812**	5,869
Lease liabilities	**53,475**	-
Total non-current liabilities	**61,287**	5,869
Total liabilities	**1,714,512**	3,052,339
Net assets	**58,487,152**	53,465,788
Equity		
Share capital	**123,571,260**	104,536,636
Other equity	**314,346**	314,346
Other reserves	**4,464,501**	4,275,762
Accumulated losses	**(69,862,955)**	(55,660,956)
Total equity	**58,487,152**	53,465,788

Other Information

This section of the Notes includes other information that must be disclosed to comply with accounting standards and other pronouncements, but that is not immediately related to individual line items in the Financial Statements.

29. Commitments

Minimum exploration commitments

In order to maintain current rights of tenure to exploration tenements, the Group is required to perform exploration work to meet the minimum expenditure requirements specified by various governments. These amounts are subject to negotiation when application for a lease application and renewal is made and at other times. These amounts are not provided for in the financial report and are payable.

	30 Jun 2025 $	30 Jun 2024 $
Within one year	**175,450**	338,063
One to five years	**175,450**	676,126
Total exploration commitments	**350,900**	1,014,189

To the extent that expenditure commitments are not met, tenement areas may be reduced and other arrangements made in negotiation with the relevant government departments on renewal of tenements to defer expenditure commitments or partially exempt the Company. Where the group decides to relinquish a tenement the commitment will be reduced accordingly.

30. Remuneration of auditors

	30 Jun 2025 $	30 Jun 2024 $
Audit services – Hall Chadwick WA Audit Pty Ltd		
Audit and review of the financial statements	**74,080**	56,943
Other services		
Tax compliance services	**-**	2,695
Other	**500**	-
Total remuneration of Hall Chadwick WA Audit Pty Ltd	**74,580**	59,638

31. Contingent liabilities

Tiris International Mining Company sarl

On 25 June 2016, the Group, Tiris International Mining Company sarl ("TIMCO") and Sid Ahmed Mohamed Lemine Sidi Reyoug executed the Tasiast South sale and purchase agreement. TIMCO holds tenements 2457 (Hadeibet Bellaa) and 2458 (Touerig Taet), granted by the Ministry of Petroleum, Energy and Mines.

Under the terms and conditions of the agreement, if the Group proves up an 'Indicated Resource' greater than one million ounces of gold, it will be required to pay Sid Ahmed Mohamed US$250,000 and, on commencement of production, US$5/ounce of gold and a 0.4% net sales revenue royalty on other commodities with total royalty payments capped to a maximum of US$5 million.

32. Related party transactions

(a) KMP remuneration

The key management personnel compensation is as follows

	30 Jun 2025 $	30 Jun 2024 $
Short term employee benefits	**1,243,119**	1,242,351
Consulting fees	**40,000**	95,875
Post employment benefits	**98,048**	78,970
Termination benefits	**-**	85,000
Share based payments	**619,829**	895,834
Total	**2,000,996**	2,398,030

(b) Individual Directors and executive's compensation disclosures

Information regarding individual directors and executive's compensation and some equity instruments disclosures as required by Corporations Regulations 2M.3.03 is provided in the Remuneration Report section of the Directors' Report on pages 42 to 57.

Apart from the details disclosed in this note and in the Remuneration Report, no director has entered into a material contract with the Company since the end of the previous financial year and there were no material contracts involving directors' interests existing at the end of the current period.

(c) Receivable from and payable to related parties

The outstanding balance due to Philip Mitchell for Executive Chairman and Director fees as at 30 June 2025 was $29,167 (2024: $15,000).

(d) Other transactions

During the year ended 30 June 2024 and 30 June 2025, the Group engaged Mr Bryan Dixon for additional consulting services relating to corporate advisory and fund raising activities.

During the year ended 30 June 2025, the Group engaged Liesl Kemp, a related party of the Managing Director and CEO, as a casual employee to provide investor relations support services, in replacement of an external consulting group. The engagement was established on arm's length terms, with remuneration aligned to market rates for comparable roles. Total remuneration paid during the period was $41,076 inclusive of superannuation (30 June 2024: $nil).

(e) Terms and conditions with related parties

Transactions with related parties are made on terms equivalent to those that prevail in arm's length transactions. Outstanding balances at year-end are unsecured and interest-free and settlement occurs in cash and are presented as part of trade payables.

33. Events after the reporting period

On 10 July 2025, the Company announced the appointment of Mr Ousmane Mamoudou Kane to the Board of Directors as an independent Non-Executive Director, effective immediately.

On 1 August 2025, the Company announced the execution of a long-term offtake agreement with a major US-based nuclear utility and a master spot sales agreement with a leading global uranium trading group, controlled by a major company for the future sale of Uranium Oxide Concentrate (UOC) from its Tiris Uranium Project in Mauritania.

On 28 August 2025, Nomads Mining SARL ("Nomads") filed a petition to the Commercial Court of Nouakchott seeking to cancel the farm-in agreement and claim damages. The Company is actively defending the matter and based on current legal advice, the likelihood of an outflow of economic resources is considered remote. It is noted that the petition was filed after the Company submitted the registration of the transfer of 70% of Nomad's shares to the Company. However, as the petition was submitted after Aura's registration request, it cannot obstruct the transfer from being registered. The exploration and evaluation asset relating to the Tasiast South Project was fully impaired to nil during the period. The matter will continue to be monitored and the Company will reassess its position if circumstances change.

On 1 September 2025, the Company issued 5,982,906 full paid ordinary shares upon the exercise of an equivalent number of unlisted options that expired on that date.

On 16 September 2025, the Company announced the appointment of Ms Michelle Ash to the Board of Directors as an independent Non-Executive Director, effective immediately.

There were no other matters or circumstances which have occurred subsequent to balance date that have or may significantly affect the operations or state of affairs of the Group in subsequent financial years.

Accounting Policies

This section of the Notes includes information that must be disclosed to comply with accounting standards and other pronouncements relating to new and revised accounting standards and their impact.

34. Changes in Accounting Policies

In the year ended 30 June 2025, the directors have reviewed all of the new and revised Standards and Interpretations issued by the Australian Accounting Standards Board that are relevant to the Group and effective for the current annual reporting period.

The directors have determined that there is no material impact of the new and revised Standards and Interpretations on the Group and therefore no change is necessary to the Group's accounting policies.

35. New Accounting Standards and Interpretations

Australian Accounting Standards and Interpretations most relevant to the Group that have recently been issued or amended but are not yet effective and have not been adopted by the Group for the year ended 30 June 2025 are outlined below.

There are no standards that are not yet effective and that would be expected to have a material impact on the entity in the current or future reporting periods and on foreseeable future transactions.

36. Other material accounting policies

(a) Current and non-current classification

Assets and liabilities are presented in the statement of financial position based on current and non-current classification.

An asset is classified as current when: it is either expected to be realised or intended to be sold or consumed in the Group's normal operating cycle; it is held primarily for the purpose of trading; it is expected to be realised within 12 months after the reporting period; or the asset is cash or cash equivalent unless restricted from being exchanged or used to settle a liability for at least 12 months after the reporting period. All other assets are classified as non-current.

A liability is classified as current when: it is either expected to be settled in the Group's normal operating cycle; it is held primarily for the purpose of trading; it is due to be settled within 12 months after the reporting period; or there is no unconditional right to defer the settlement of the liability for at least 12 months after the reporting period. All other liabilities are classified as non-current.

(b) Investments and other financial assets

Investments and other financial assets are initially measured at fair value. Transaction costs are included as part of the initial measurement, except for financial assets at fair value through profit or loss. Such assets are subsequently measured at either amortised cost or fair value depending on their classification. Classification is determined based on both the business model within which such assets are held and the contractual cash flow characteristics of the financial asset unless an accounting mismatch is being avoided.

Financial assets are derecognised when the rights to receive cash flows have expired or have been transferred and the Group has transferred substantially all the risks and rewards of ownership. When there is no reasonable expectation of recovering part or all of a financial asset, its carrying value is written off.

Financial assets at amortised cost

A financial asset is measured at amortised cost only if both of the following conditions are met: (i) it is held within a business model whose objective is to hold assets in order to collect contractual cash flows; and (ii) the contractual terms of the financial asset represent contractual cash flows that are solely payments of principal and interest.

Impairment of financial assets

The carrying amounts of the Group's non-financial assets, other than deferred tax assets (Note 3 Income tax expense) and exploration and evaluation assets (Note 5(a) Exploration and evaluation) are reviewed at each reporting date to determine whether there is any indication of impairment. If any such indication exists, then the asset's recoverable amount is estimated.

An impairment loss is recognised if the carrying amount of an asset or its cash-generating unit exceeds its recoverable amount.

A cash-generating unit is the smallest identifiable asset group that generates cash flows that largely are independent from other assets and groups. Impairment losses are recognised in the income statement, unless the asset has previously been revalued, in which case the impairment loss is recognised as a reversal to the extent of that previous revaluation with any excess recognised through the income statement. Impairment losses recognised in respect of cash-generating units are allocated first to reduce the carrying

amount of any goodwill allocated to the units and then to reduce the carrying amount of the other assets in the unit on a pro rata basis.

The recoverable amount of an asset or cash-generating unit is the greater of its fair value less costs to sell and value in use. In assessing value in use, the estimated future cash flows are discounted to their present value using a pre-tax discount rate that reflects current market assessments of the time value of money and the risks specific to the asset. For an asset that does not generate largely independent cash inflows, the recoverable amount is determined for the cash-generating unit to which the asset belongs.

Impairment losses recognised in prior periods are assessed at each reporting date for any indications that the loss has decreased or no longer exists. An impairment loss is reversed if there has been a change in the estimates used to determine the recoverable amount. An impairment loss is reversed only to the extent that the asset's carrying amount does not exceed the carrying amount that would have been determined, net of depreciation and amortisation, if no impairment loss had been recognised.

(c) Impairment of non-financial assets

Non-financial assets are reviewed for impairment whenever events or changes in circumstances indicate that the carrying amount may not be recoverable. An impairment loss is recognised for the amount by which the asset's carrying amount exceeds its recoverable amount.

Recoverable amount is the higher of an asset's fair value less costs of disposal and value-in-use. The value-in-use is the present value of the estimated future cash flows relating to the asset using a pre-tax discount rate specific to the asset or cash-generating unit to which the asset belongs. Assets that do not have independent cash flows are grouped together to form a cash-generating unit.

(d) Plant and equipment

Recognition and Measurement

Items of property, plant and equipment are measured at cost less accumulated depreciation and impairment losses. Costs include expenditures that are directly attributable to the acquisition of the asset.

Subsequent Costs

Subsequent expenditure is only capitalised when it is probable that the future economic benefits associated with the expenditure will flow to the Group. Ongoing repairs and maintenance are expensed as incurred.

Depreciation

Depreciation is recognised in profit or loss on a straight-line basis over the estimated useful lives of each part of an item of property, plant and equipment. The expected useful lives in the current and comparative period are as follows:

- IT equipment 2 – 3 years
- Plant and equipment 2 – 3 years
- Motor vehicle 5 years

The estimated useful lives, depreciation methods and residual values are reviewed at the end of each reporting period.

Consolidated entity disclosure statement

Name of entity	Type of entity	Trustee, partner or participant in JV	% of share capital	Place of Incorporation	Australian resident or foreign resident (3)	Foreign jurisdiction(s) of foreign residents
Aura Energy Limited (1)	Body Corporate	-	n/a	Australia	Australian	n/a *
Vanadis Battery Metals AB	Body Corporate	-	100	Sweden	Foreign	Sweden
Aura Energy Mauritania Pty Ltd	Body Corporate	-	100	Australia	Australia	n/a
Tiris Ressources SA	Body Corporate	-	85	Mauritania	Foreign	Mauritania
Tiris International Mining Company Sarl	Body Corporate	-	100	Mauritania	Foreign	Mauritania
Archaean Greenstone Gold Limited	Body Corporate	-	100	Australia	Australia	n/a
Tiris Zemmour Resources Pty Ltd	Body Corporate	-	100	Australia	Australia	n/a
North-East Resources Pty Ltd	Body Corporate	-	100	Australia	Australia	n/a
Mauritanian Services Suarl (2)	Body Corporate	-	100	Mauritania	Australia	n/a

(1) Aura Energy Ltd has a branch in Mauritania which is subject to tax in Mauritania.

(2) On the basis Mauritanian Services Suarl has limited activity for the period up to and including 30 June 2025, the directors and officers of Aura Energy Ltd do not have sufficient evidence or a basis to represent to the required true and correct standard that this entity has not carried on business in Australia through the exercise of central management and control in Australia.

(3) The proposed disclosure is made solely for the purposes of the 30 June 2025 CEDS disclosures and are not representative, conclusive or determinative of the residency of these entities for Australian tax purposes.

Basis of preparation

This consolidated entity disclosure statement (CEDS) has been prepared in accordance with the Corporations Act 2001 and includes information for each entity that was part of the consolidated entity as at the end of the financial year in accordance with AASB 10 Consolidated Financial Statements.

Determination of tax residency

Section 295 (3A)(vi) of the Corporation Act 2001 defines tax residency as having the meaning in the Income Tax Assessment Act 1997. The determination of tax residency involves judgement as there are different interpretations that could be adopted, and which could give rise to a different conclusion on residency.

Consolidated entity disclosure statement

In determining tax residency, the consolidated entity has applied the following interpretations:

- Australian tax residency

  The consolidated entity has applied current legislation and judicial precedent, including having regard to the Tax Commissioner's public guidance in Tax Ruling TR 2018/5.

- Foreign tax residency

  Where necessary, the consolidated entity has used independent tax advisers in foreign jurisdictions to assist in its determination of tax residency to ensure applicable foreign tax legislation has been complied with (see section 295(3A)(vii) of the Corporations Act 2001).

Partnerships and trusts

Australian tax law generally does not contain corresponding residency tests for partnerships and trusts and these entities are typically taxed on a flow-through basis.

Additional disclosures on the tax status of partnerships and trusts have been provided where relevant.

Directors' Declaration

In the directors' opinion:

(a) the financial statements and notes set out on pages 60 to 107 are in accordance with the *Corporations Act 2001*, including:

  (i) complying with Accounting Standards, the Corporations Regulations 2001 and other mandatory professional reporting requirements, and

  (ii) giving a true and fair view of the consolidated entity's financial position as at 30 June 2025 and of its performance for the financial year ended on that date, and

(b) there are reasonable grounds to believe that the company will be able to pay its debts as and when they become due and payable

(c) the consolidated entity disclosure statement on page 108 is true and correct, and

(d) at the date of this declaration, there are reasonable grounds to believe that the members of the closed group identified in note 28 will be able to meet any obligations or liabilities to which they are or may become subject to, by virtue of the Deed of Cross Guarantee.

Note 3 confirms that the financial statements also comply with International Financial Reporting Standards as issued by the International Accounting Standards Board.

The directors have been given the declarations by the chief executive officer and chief financial officer required by section 295A of the Corporations Act 2001.

This declaration is made in accordance with a resolution of the directors.



Andrew Grove

Managing Director & CEO

19 September 2025

Perth

Independent auditor's report to members

HALL CHADWICK

INDEPENDENT AUDITOR'S REPORT
TO THE MEMBERS OF AURA ENERGY LIMITED

Report on the Audit of the Financial Report

Opinion

We have audited the financial report of Aura Energy Limited ("the Company") and its subsidiaries ("the Consolidated Entity"), which comprises the consolidated statement of financial position as at 30 June 2025, the consolidated statement of profit or loss and other comprehensive income, the consolidated statement of changes in equity and the consolidated statement of cash flows for the year then ended, and notes to the financial statements, including material accounting policy information, the consolidated entity disclosure statement and the director's declaration.

In our opinion:

a. the accompanying financial report of the Consolidated Entity is in accordance with the *Corporations Act 2001*, including:

   (i) giving a true and fair view of the Consolidated Entity's financial position as at 30 June 2025 and of its financial performance for the year then ended; and

   (ii) complying with Australian Accounting Standards and the Corporations Regulations 2001.

Basis for Opinion

We conducted our audit in accordance with Australian Auditing Standards. Our responsibilities under those standards are further described in the *Auditor's Responsibilities for the Audit of the Financial Report* section of our report. We are independent of the Consolidated Entity in accordance with the auditor independence requirements of the *Corporations Act 2001* and the ethical requirements of the Accounting Professional and Ethical Standards Board's *APES 110 Code of Ethics for Professional Accountants (including Independence Standards)* (the Code) that are relevant to our audit of the financial report in Australia. We have also fulfilled our other ethical responsibilities in accordance with the Code.

We believe that the audit evidence we have obtained is sufficient and appropriate to provide a basis for our opinion.

Material Uncertainty Related to Going Concern

We draw attention to Note 3(d) in the financial report which indicates that the Consolidated Entity incurred a net loss of $15,343,310 during the year ended 30 June 2025. As stated in Note 3(d), these events or conditions, along with other matters as set forth in Note 3(d), indicate that a material uncertainty exists that may cast significant doubt on the Consolidated Entity's ability to continue as a going concern. Our opinion is not modified in this respect of this matter.

Independent Member of PrimeGlobal
The Association of Advisory and Accounting Firms

PERTH • SYDNEY • MELBOURNE • BRISBANE • ADELAIDE • DARWIN
Hall Chadwick WA Audit Pty Ltd ABN 33 121 222 802
Liability limited by a scheme approved under Professional Standards Legislation.
Hall Chadwick Association is a national group of independent Chartered Accountants and Business Advisory firms.
hallchadwickwa.com.au

PO Box 1288 Subiaco WA 6904
283 Rokeby Rd Subiaco WA 6008
T: +61 8 9426 0666

Independent auditor's report to members

HALL CHADWICK

Key Audit Matters

Key audit matters are those matters that, in our professional judgement, were of most significance in our audit of the financial report of the current period. These matters were addressed in the context of our audit of the financial report as a whole, and in forming our opinion thereon, and we do not provide a separate opinion on these matters.

Key Audit Matter	How our audit addressed the Key Audit Matter
Exploration and Evaluation As disclosed in note 14 to the financial statements the Consolidated Entity had an exploration and evaluation balance of $50,549,459 as at 30 June 2025. Exploration and evaluation is a key audit matter due to: • The significance of the balance to the Consolidated Entity's financial position. • The level of judgement required in evaluating management's application of the requirements of AASB 6 *Exploration for and Evaluation of Mineral Resources*. AASB 6 ('AASB 6') is an industry specific accounting standard requiring the application of significant judgements, estimates and industry knowledge. This includes specific requirements for expenditure to be capitalised as an asset and subsequent requirements which must be complied with for capitalised expenditure to continue to be carried as an asset.	Our procedures included, amongst others: • Assessing management's determination of its areas of interest for consistency with the definition in AASB 6. This involved analysing the tenements in which the Consolidated Entity holds an interest and the exploration programs planned for those tenements. • For each area of interest, we assessed the Consolidated Entity's rights to tenure on a sample basis by performing a variety of verification to government registries, agreements or checking that exploration permits have been registered for renewal and their annual fees have been paid in accordance with regulatory provisions and where applicable review the Consolidated Entity's legal advice. • We considered the activities in each area of interest to date and assessed the planned future activities for each area of interest by evaluating budgets. • Substantiated a sample of expenditure by agreeing to supporting documentation. • We assessed each area of interest for one or more of the following circumstances that may indicate impairment of the capitalised expenditure: o the licenses for the right to explore expiring in the near future or are not expected to be renewed; o substantive expenditure for further exploration in the specific area is neither budgeted or planned;

Key Audit Matter	How our audit addressed the Key Audit Matter
	○ decision or intent by the Consolidated Entity to discontinue activities in the specific area of interest due to lack of commercially viable quantities of resources; and ○ data indicating that, although a development in the specific area is likely to proceed, the carrying amount of the exploration asset is unlikely to be recovered in full from successful development or sale. • Examination of the disclosures made in the financial report.
Share-Based Payments As disclosed in note 9 to the financial statements during the year, the Consolidated Entity incurred share-based payments of $6,278,403. Share-based payments are considered to be a key audit matter due to the value and the complexities involved in recognition and measurement of these transactions.	Our procedures included, amongst others: • Analysed arrangements to identify key terms and conditions of the share-based payments and relevant vesting conditions in accordance with *AASB 2 Share-Based Payments*; • Assessed the valuations of the share-based payments granted during the year; • Assessed the amount recognised during the year in accordance with the relevant vesting conditions; and • Assessed the disclosures included in the financial report.

Other Information

The directors are responsible for the other information. The other information comprises the information included in the Consolidated Entity's annual report for the year ended 30 June 2025, but does not include the financial report and our auditor's report thereon.

Our opinion on the financial report does not cover the other information and accordingly we do not express any form of assurance conclusion thereon, with the exception of the remuneration report and our related assurance opinion.

In connection with our audit of the financial report, our responsibility is to read the other information and, in doing so, consider whether the other information is materially inconsistent with the financial report or our knowledge obtained in the audit or otherwise appears to be materially misstated.

Independent auditor's report to members

If, based on the work we have performed, we conclude that there is a material misstatement of this other information, we are required to report that fact. We have nothing to report in this regard.

Responsibilities of the Directors for the Financial Report

The directors of the Company are responsible for the preparation of the financial report that gives a true and fair view in accordance with Australian Accounting Standards and the *Corporations Act 2001* and for such internal control as the directors determine is necessary to enable the preparation of the financial report that gives a true and fair view and is free from material misstatement, whether due to fraud or error, and the consolidated entity disclosure statement that is true and correct and is free of misstatement, whether due to fraud or error.

In preparing the financial report, the directors are responsible for assessing the Consolidated Entity's ability to continue as a going concern, disclosing, as applicable, matters related to going concern and using the going concern basis of accounting unless the directors either intend to liquidate the Consolidated Entity or to cease operations, or has no realistic alternative but to do so.

Auditor's Responsibilities for the Audit of the Financial Report

Our objectives are to obtain reasonable assurance about whether the financial report as a whole is free from material misstatement, whether due to fraud or error, and to issue an auditor's report that includes our opinion. Reasonable assurance is a high level of assurance, but is not a guarantee that an audit conducted in accordance with the Australian Auditing Standards will always detect a material misstatement when it exists. Misstatements can arise from fraud or error and are considered material if, individually or in the aggregate, they could reasonably be expected to influence the economic decisions of users taken on the basis of this financial report.

As part of an audit in accordance with the Australian Auditing Standards, we exercise professional judgement and maintain professional scepticism throughout the audit. We also:

- Identify and assess the risks of material misstatement of the financial report, whether due to fraud or error, design and perform audit procedures responsive to those risks, and obtain audit evidence that is sufficient and appropriate to provide a basis for our opinion. The risk of not detecting a material misstatement resulting from fraud is higher than for one resulting from error, as fraud may involve collusion, forgery, intentional omissions, misrepresentations, or the override of internal control.
- Obtain an understanding of internal control relevant to the audit in order to design audit procedures that are appropriate in the circumstances, but not for the purpose of expressing an opinion on the effectiveness of the Consolidated Entity's internal control.
- Evaluate the appropriateness of accounting policies used and the reasonableness of accounting estimates and related disclosures made by the directors.

- Conclude on the appropriateness of the directors' use of the going concern basis of accounting and, based on the audit evidence obtained, whether a material uncertainty exists related to events or conditions that may cast significant doubt on the Consolidated Entity's ability to continue as a going concern. If we conclude that a material uncertainty exists, we are required to draw attention in our auditor's report to the related disclosures in the financial report or, if such disclosures are inadequate, to modify our opinion. Our conclusions are based on the audit evidence obtained up to the date of our auditor's report. However, future events or conditions may cause the Consolidated Entity to cease to continue as a going concern.
- Evaluate the overall presentation, structure and content of the financial report, including the disclosures, and whether the financial report represents the underlying transactions and events in a manner that achieves fair presentation.
- Obtain sufficient appropriate audit evidence regarding the financial information of the entities or business activities within the Consolidated Entity to express an opinion on the financial report. We are responsible for the direction, supervision and performance of the Consolidated Entity audit. We remain solely responsible for our audit opinion.

We communicate with the directors regarding, among other matters, the planned scope and timing of the audit and significant audit findings, including any significant deficiencies in internal control that we identify during our audit.

We also provide the directors with a statement that we have complied with relevant ethical requirements regarding independence, and to communicate with them all relationships and other matters that may reasonably be thought to bear on our independence, and where applicable, related safeguards.

From the matters communicated with the directors, we determine those matters that were of most significance in the audit of the financial report of the current period and are therefore the key audit matters. We describe these matters in our auditor's report unless law or regulation precludes public disclosure about the matter or when, in extremely rare circumstances, we determine that a matter should not be communicated in our report because the adverse consequences of doing so would reasonably be expected to outweigh the public interest benefits of such communication.

Report on the Remuneration Report

Opinion on the Remuneration Report

We have audited the Remuneration Report included in the directors' report for the year ended 30 June 2025.

In our opinion, the Remuneration Report of Company, for the year ended 30 June 2025, complies with section 300A of the *Corporations Act 2001*.

Independent auditor's report to members

Responsibilities

The directors of the Company are responsible for the preparation and presentation of the remuneration report in accordance with s 300A of the *Corporations Act 2001*. Our responsibility is to express an opinion on the remuneration report, based on our audit conducted in accordance with Australian Auditing Standards.

HALL CHADWICK WA AUDIT PTY LTD

D M BELL FCA
Director

Dated this 19th day of September 2025
Perth, Western Australia

Additional shareholder information

for the year ended 30 June 2025

The shareholder information set out below was applicable as at 19 September 2024.

1. Distribution of equitable securities

Analysis of number of equitable security holders by size of holding:

Holdings ranges	Number of holders of ordinary shares	Total Units Held	% Held
1 - 1,000	114	25,256	0.00
1,001 - 5,000	751	2,213,850	0.24
5,001 - 10,000	448	3,506,375	0.38
10,001 - 100,000	1,081	38,635,190	4.21
100,001 and over	279	874,352,376	95.17
	2,673	918,733,047	100.00

Holdings ranges	Number of holders of Listed 30c options	Total Units Held	% Held
1 - 1,000	3	127	0.00
1,001 - 5,000	90	288,628	0.38
5,001 - 10,000	3	19,598	0.03
10,001 - 100,000	121	4,755,780	6.25
100,001 and over	52	71,060,345	93.34
	269	76,124,478	100.00

In addition, the Company has 21,964,204 unlisted Zero Exercise Price Options issued to Directors and Employees with expiry dates of 30 June 2029 and 25 November 2029 on terms described in the Remuneration Report.

Holding Ranges	Total holders	Units
1 - 1,000	0	0
1,001 - 5,000	0	0
5,001 - 10,000	0	0
10,001 - 100,000	8	2,406,450
100,001 Over	10	19,557,754
Rounding Total	18	21,964,204

2. Equity security holders

Twenty largest quoted equity security holders.

The names of the twenty largest security holders of quoted equity securities are listed below:

	Ordinary Shares	
	Number Held	% of Total Shares Issued
CITICORP NOMINEES PTY LIMITED	134,186,575	14.61
BUTTONWOOD NOMINEES PTY LTD	127,701,260	13.90
HSBC CUSTODY NOMINEES (AUSTRALIA) LIMITED	121,373,368	13.21
BNP PARIBAS NOMINEES PTY LTD <IB AU NOMS RETAILCLIENT>	81,414,470	8.86
HSBC CUSTODY NOMINEES (AUSTRALIA) LIMITED <GSCO CUSTOMERS A/C>	73,648,065	8.02
COMPUTERSHARE CLEARING PTY LTD <CCNL DI A/C>	44,973,086	4.90
CURZON URANIUM LIMITED	29,914,530	3.26
MR JOHN LANGLEY HANCOCK	19,750,497	2.15
PRE-EMPTIVE TRADING PTY LTD	17,500,000	1.90
J P MORGAN NOMINEES AUSTRALIA PTY LIMITED	15,223,692	1.66
ASEAN DEEP VALUE FUND	14,384,615	1.57
BNP PARIBAS NOMS PTY LTD	10,993,887	1.20
MR PHILIP MITCHELL	10,162,162	1.11
ZTHREE PTY LTD	10,000,000	1.09
BOOM SECURITIES (HK) LIMITED <CLIENTS ACCOUNT>	9,715,249	1.06
HSBC CUSTODY NOMINEES (AUSTRALIA) LIMITED - A/C 2	7,676,907	0.84
MR PETER SARANTZOUKLIS	7,500,000	0.82
ASEAN DEEP VALUE FUND	7,179,486	0.78
JOSEPHINE PTY LTD	6,666,666	0.73
BNP PARIBAS NOMINEES PTY LTD <CLEARSTREAM>	6,548,908	0.71
	756,513,423	82.34

3. Substantial holders

Substantial holders* in the Company, as disclosed in substantial holding notices given to the Company, are set out below:

Current	Ordinary Shares	
	Number Held*	$ of Total Shares Issued**
Macquarie Group Limited	122,348,169	13.32%
MM Asset Management Inc ***	122,216,417	13.30%
Sprott Inc.	89,859,921	9.78%
Asean Deep Value Fund	68,849,699	7.49%
Sachem Cove Special Opportunities Fund	63,598,065	6.92%
Curzon Uranium Limited	59,829,060	6.51%
Lind Global Fund II LP, Lind Global Macro Fund LP, Lind Global Asset Management and the Lind Partners LLP	57,985,042	6.31%

*As per the most recent substantial shareholder notices released to the ASX

** Based on the actual number of issued shares as at the date of this report

*** MM Asset Management Inc. has a cash settled equity swap position in the Company with Macquarie Bank Limited as writer

4. Director Nomination

The Company will hold its Annual General Meeting of shareholders on Tuesday, 26 November 2024. The Company also advises that in accordance with ASX Listing Rule 14.5 and the Company's constitution the Closing Date for receipt of nominations for the position of Director is Monday, 14 October 2024. Any nominations must be received in writing no later than 5.00pm (Western Standard time) on this date at the Company's Registered Office.

The Company notes that the deadline for the nominations for the position of Director is separate to voting on Director elections Details of the Director's to be elected will be provided in the Company's Notice of Annual General Meeting in due course.

5. Voting Rights

The voting rights attached to ordinary shares are set out below:

Ordinary shares (including Loan Funded Shares)

On a show of hands every member present at a meeting in person or by proxy shall have one vote and upon a poll each share shall have one vote.

Listed and Unlisted options

The listed options on issue do not carry any voting rights. There are no other classes of equity securities.

6. Restricted Securities

The Company advises that the following securities are subject to Voluntary Escrow:

Securities	Number	Escrow period
Ordinary Shares	2,400,000	Until the later of 29 November 2023 or the share price hurdles* being met
Ordinary Shares	4,800,000	Until the later of 21 December 2023 or the share price hurdles* being met
Ordinary Shares	1,800,000	Until the later of 29 November 2024 or the share price hurdles* being met
Ordinary Shares	8,000,000	Until the later of 21 December 2024 or the share price hurdles* being met
Ordinary Shares	1,800,000	Until the later of 29 November 2025 or the share price hurdles* being met
Ordinary Shares	3,200,000	Until the later of 4 January 2027 or the share price hurdles* being met
Ordinary Shares	29,914,530	Until first production of Uranium for the Tiris Uranium Project in Mauritania
Total	**51,914,530**	

* share price hurdles 20% vest when the Company VWAP is $0.50 on 10 days in any 20 sequential trading days, 30% vest when the Company VWAP is $0.75 on 10 days in any 20 sequential trading days, 50% vest when the Company VWAP is $1.00 on 10 days in any 20 sequential trading days.

7. Other securities related information pursuant to ASX LR 4.10

There is no current on-market buy-back.

The number of shareholders holding less than a marketable parcel as at 19 September 2025 was 1,961, based on a closing price of A$0.255.

Stock exchange listings: The Company's securities are traded on the Australian Securities Exchange (ASX) and the Alternative Investment Market (AIM), London Stock Exchange.

Registers:
Registered office: – Level 2, 28 Cantonment Street, Fremantle, Western Australia, 6160. The phone number is +61 8 6285 5900.
Company secretary: – Ross Kennedy.
Share registry (ASX): – Computershare Australia: Yarra Falls, 452 Johnston Street, Abbotsford, Victoria, 3067. T: +61 (0) 3 9473 2500
Share registry (AIM): – Computershare UK (re AIM): The Pavilions, Bridgwater Rd, Bristol, BS13 8AE, United Kingdom. T: +44 (0) 370 702 0003

8. Corporate Governance Statement

The Corporate Governance Statement for the year ended 30 June 2025) can be found at:
https://auraenergy.com.au/our-company/corporate-governance/

9. Interests in Mining Tenements

The Company holds a granted beneficial interest in the following tenements:

Location	Mining Tenement	Name	Holder	Equity (%)	Expiry
Mauritania	2491C4	Ain Sider	Tiris Ressources SA	85%	8/02/2049
Mauritania	2492C4	Oued El Foule	Tiris Ressources SA	85%	8/02/2049
Mauritania	2490C4	Oum Ferkik	Tiris Ressources SA	100%	Pending approval of application for Exploitation License
Mauritania	2365B4	Oued El Foule Sud	Aura Energy Limited	100%	04/12/2026
Mauritania	2457B2	Hadeibet Belaa	Tiris International Mining Co.	100%	08/12/2026
Mauritania	2458B2	Touerig Taet	Tiris International Mining Co.	100%	08/12/2026
Sweden	2007-243	Häggån nr 1	Vanadis Battery Metals AB	100%	Pending approval of application for Exploitation License
Sweden	2016:9	Möckelåsen nr 1	Vanadis Battery Metals AB	100%	21/01/2028
Sweden	2016:7	Skallböle nr 1	Vanadis Battery Metals AB	100%	20/01/2028

Corporate information

ABN 62 115 927 681

Directors

Mr Philip Mitchell
Executive Chair (appointed 10 June 2025 from Non-Executive Chair)

Mr Warren Mundine
Non-Executive Director

Mr Bryan Dixon
Non-Executive Director

Mr Patrick Mutz
Non-Executive Director

Mr Ousmane Mamoudou Kane
Non-Executive Director (appointed 10 July 2025)

Ms Michelle Ash
Non-Executive Director (appointed 16 Sep 2025)

Mr Andrew Grove
Managing Director & CEO

Secretary

Mr Ross Kennedy
Company Secretary

Registered Office In Australia

Aura Energy Limited
Level 2, 28 Cantonment Street
Fremantle WA 6160

T: +61 8 6285 5900
E: info@auraenergy.com.au
W: www.auraenergy.com.au

Share register

Computershare Investor Services Pty Ltd
Yarra Falls, 452 Johnston Street
Abbotsford Victoria 3067

Telephone: 1300 850 505 (within Australia)
Telephone: +61 3 9473 2500 (outside Australia)
Website: www.computershare.com

Computershare United Kingdom
The Pavilions, Bridgwater Road
Bristol BS13 8AE United Kingdom

Telephone: +44 370 702 0003

Auditors

Hall Chadwick WA Audit Pty Ltd
283 Rokeby Road
Subiaco WA 6008

AIM Nominated advisor

SP Angel Corporate Finance LLP
Prince Frederick House 35-39 Maddox Street
London United Kingdom W1S 2PP

+44 203 470 0470

AIM Broker

Tamesis Partners LLP
125 Old Broad Street
London EC2N 1AR

+44 203 882 2868

Stock exchange listings

Aura Energy Limited share are listed on:

Australian Securities Exchange (ASX): **AEE**

AIM Market of the London Stock Exchange: **AURA**

aura energy

