

Kalahari Copper Belt, Botswana

COBRE 

121 Conference
Cape Town

ASX: CBE
February 2024

This presentation has been approved by the CEO, Adam Wooldridge and Executive Chairman, Martin C Holland



Disclaimer

Not for release to US wire services or distribution in the United States.

This investor presentation has been prepared by Cobre Limited (ACN 626 241 067).

This presentation is for information purposes only. This presentation is not a prospectus nor an offer for securities in any jurisdiction nor a securities recommendation. The information in this presentation is an overview and in summary form, has not been independently verified and does not contain all information necessary for investment decisions. This presentation does not constitute investment advice and has been prepared without taking into account the recipient's investment objectives, financial circumstances or particular needs and the opinions and recommendations in this presentation are not intended to represent recommendations of particular investments to particular persons.

The information contained in this presentation has been prepared in good faith by Cobre Limited, however no representation or warranty expressed or implied is made as to the accuracy, correctness, completeness or adequacy of any statements, estimates, opinions or other information contained in this presentation. Cobre Limited is not responsible for providing updated information and assumes no responsibility to do so. Recipients should conduct their own investigations, perform their own analysis and consult their own legal, business and/or financial advisers in order to satisfy themselves as to the accuracy and completeness of the information, statements and opinions contained in this presentation.

To the maximum extent permitted by law, Cobre Limited, its related bodies corporate, and each of their directors, officers, employees, and advisers disclaim all liabilities (however caused, including negligence) for any loss or damage which may be suffered by any person through the use or reliance on anything contained in or omitted in this presentation.

Certain information in this presentation refers to the intentions of Cobre Limited, but these are not intended to be forecasts, forward looking statements or statements about future matters for the purposes of the corporations act or any other applicable law. The occurrence of events in the future are subject to risks, uncertainties and other factors that may cause Cobre Limited's actual results, performance or achievements to differ from those referred to in this presentation. Accordingly, Cobre Limited, its related bodies corporate, and each of their its directors, officers, employees, agents and advisers do not give any assurance or guarantee that the occurrence of the events referred to in the presentation will actually occur as contemplated.

For full exploration results including relevant JORC Table information and Competent Persons Statements referred to in this Company Presentation, refer to the Company's announcements lodged with the ASX, specifically those commencing from 27 July 2022.



Agenda

An aerial photograph of a mining or exploration site in a dry, scrubby landscape. The site features several pieces of heavy machinery, including a large yellow truck with a white trailer, a red drilling rig, and a white utility vehicle. There are also orange traffic cones and a yellow generator or pump unit. The ground is reddish-brown soil, and the surrounding vegetation consists of low-lying green bushes and trees.

01 Corporate Snapshot & Global Reach

02 Kalahari Copper Belt

03 Discovery Focussed Exploration
Tier 1 Exploration | In-situ Recovery | Target Drilling

04 Timelines

05 Wrap-up

01 / 05

Corporate Snapshot

COBRE 



Corporate Structure

Capital Structure

Share Price (as at 01/02/24)	A\$0.069
Shares on issue	286.9M
Market Capitalisation	A\$19.8M
Cash Position ¹ (as at 31/12/23)	A\$1.93M
Options (at an ave. exercise price of \$0.21)	37.6M

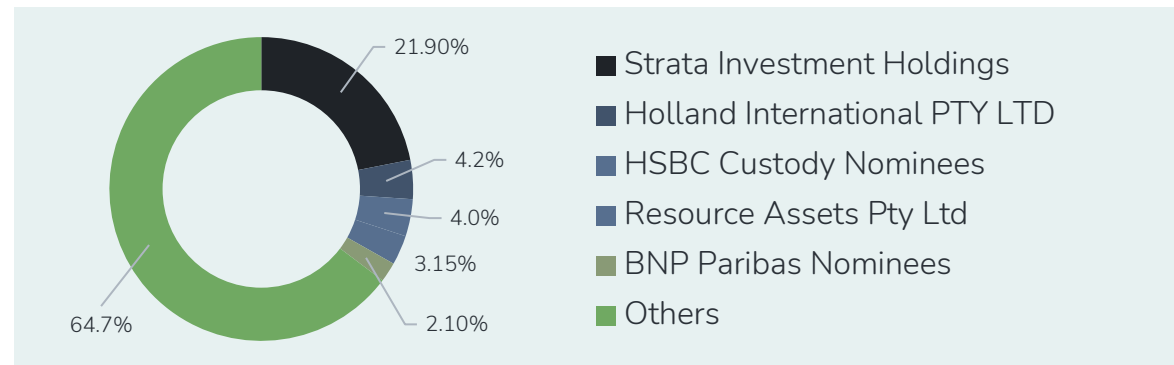
Directors and Management

Martin Holland	Executive Chairman	15+ years experience
Adam Wooldridge	Chief Executive Officer	25+ years experience
Dr Ross McGowan	Non-Executive Director	20+ years experience
Michael McNeilly	Non-Executive Director	15+ years experience
Michael Addison	Non-Executive Director	35+ years experience
Andrew Sissian	Non-Executive Director	15+ years experience
Justin Clyne	Company Secretary	30+ years experience

1. Plus liquid assets in the form of ~A\$1M in shares in listed companies and the BHP Xplor funding of US\$500k..

As at 31/01/2024

Shareholder Structure



Share Price Performance

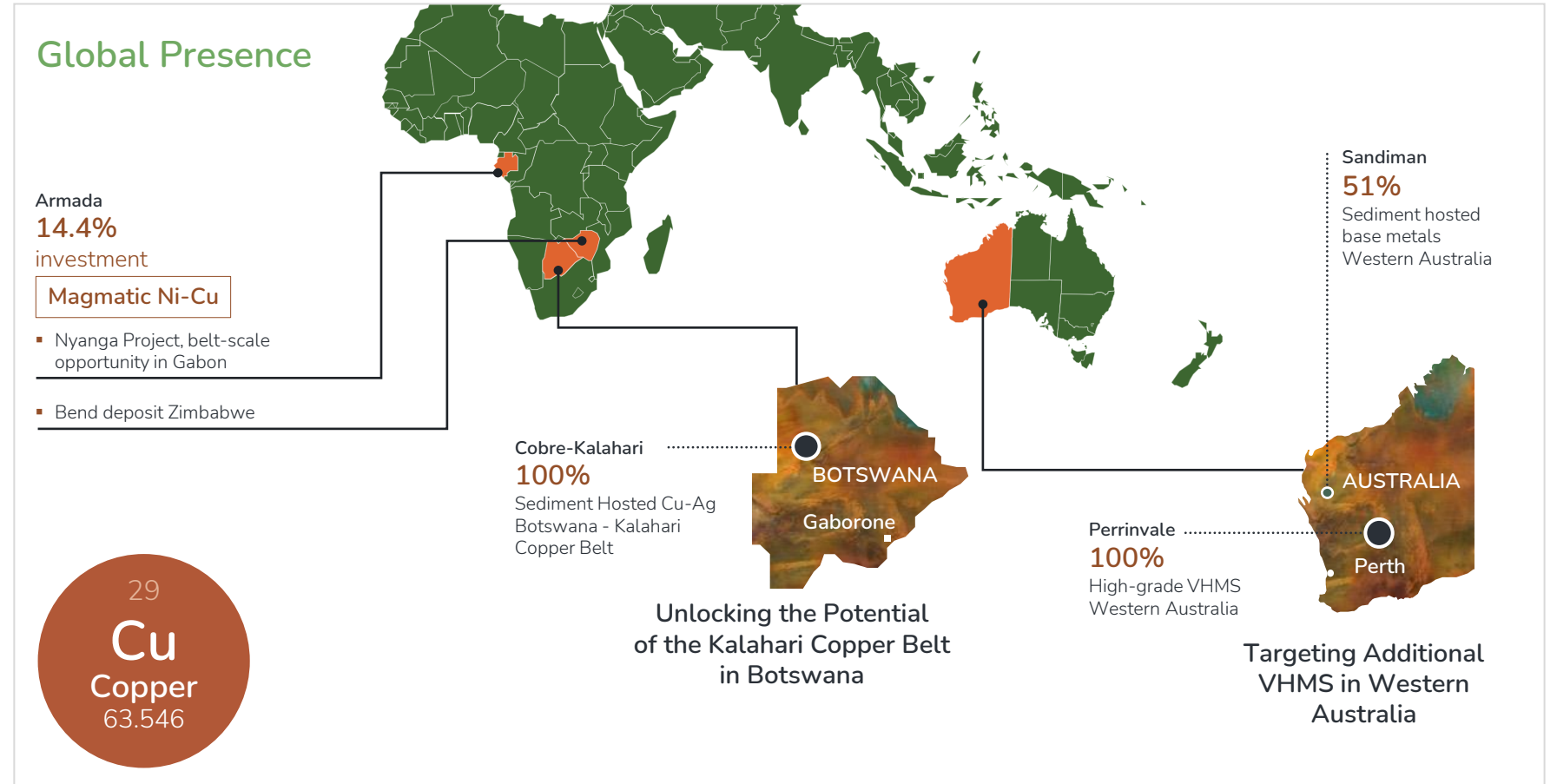


Robust Exploration and Development Pipeline for High-Quality Copper Resources

Strategic Global Land Package with district-scale discovery opportunities.


Exploration and Development Opportunities for new sedimentary copper discoveries.

Strong Copper Fundamentals.



02 /05

Kalahari Copper Belt

COBRE 



Why the Kalahari Copper Belt?



In 2023 KCB becomes a copper producing district:

Khoemacau Copper Mine and exploration assets sold for 1.9 B\$ to MMG¹; Sandfire's Motheo Production hub starts production in record time.



KCB remains unexplored and is regarded as one of the world's most prospective areas for yet-to-be-discovered sediment-hosted copper deposits

by the US Geological Survey.²



Botswana ranks in the top 10 countries globally for **mining investment attractiveness** by Fraser Institute 2022.³



Giant Deposits – 1/3 of known sediment-hosted copper deposits contain 500,000t of contained copper with grades >1%.




Excellent infrastructure, well-developed road networks

and ongoing multi-million-dollar projects, including the North-west Transmission Grid Connection (NWTGC) aimed at providing power supply to new KCB mines.

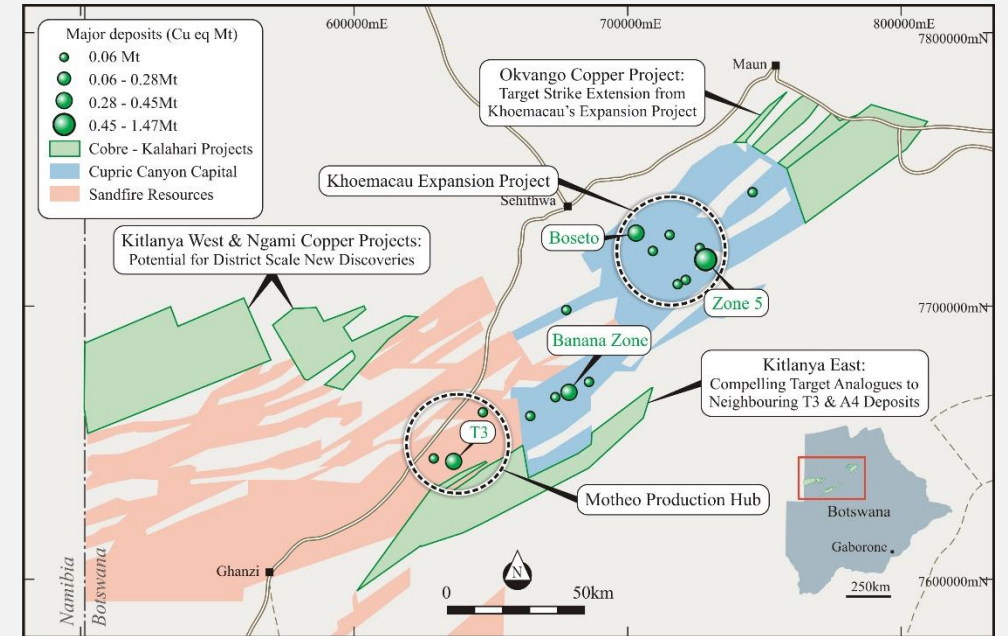
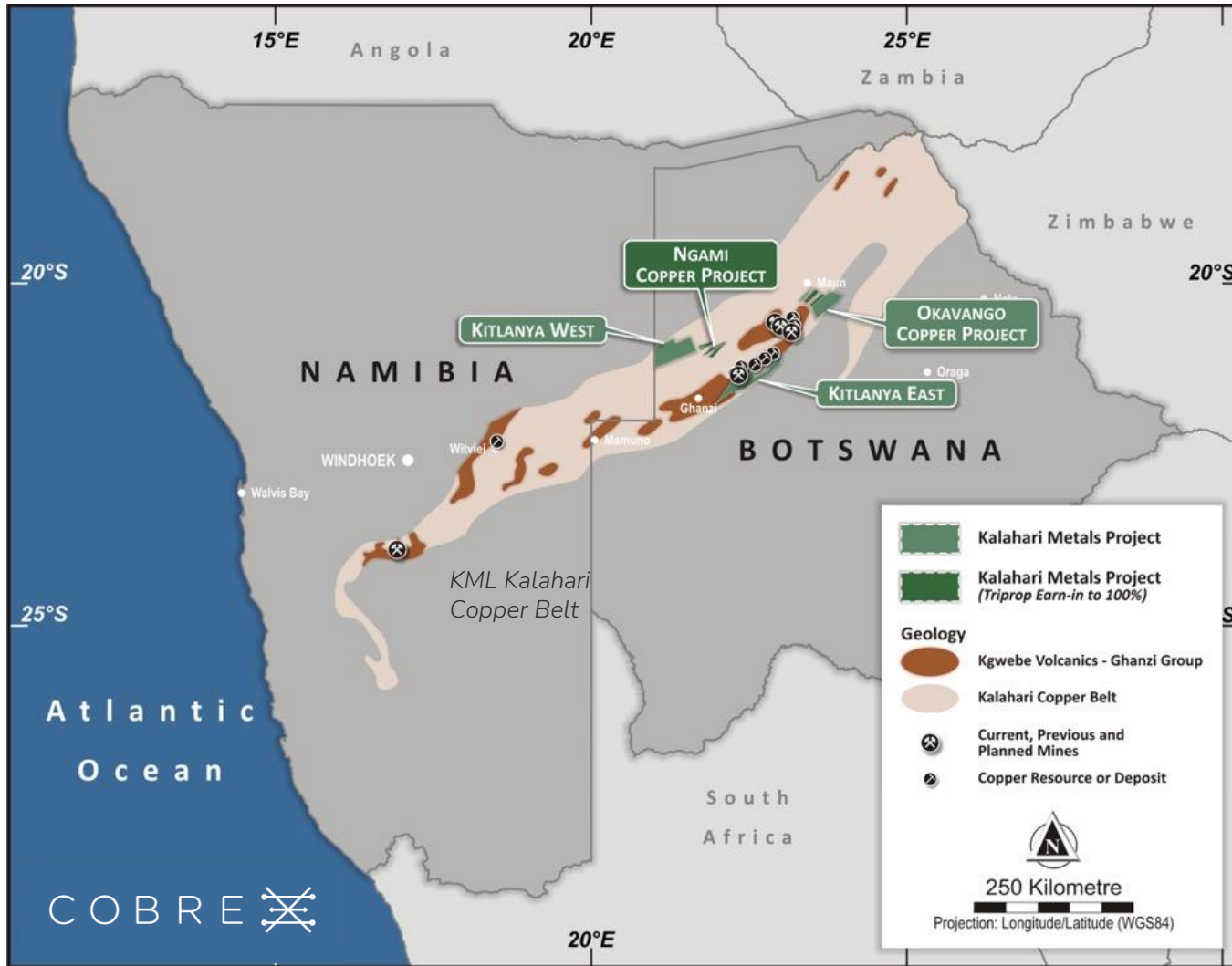
1. <https://www.mmg.com/media-release/mmg-to-acquire-khoemacau-copper-mine/>

2. Source: USGS *Qualitative Assessment of Selected Areas of the World for Undiscovered Sediment-Hosted Starabound Copper Deposits*

3. 2023 Fraser Institute | *Annual Survey of Mining Companies, 2022*



Strategic Land Position



100%-ownership

of highly-prospective copper and silver exploration tenements in the KCB.

Second largest tenement package in the KCB

consisting of four Project Areas: Ngami Copper Project (727 km²), Kitlanya East (1,359 km²), Kitlanya West (1,900 km²) and Okavango (1,362 km²).

Along strike, and adjacent to, producing mining operations

Khoemacau high-grade Zone 5 Cu-Ag deposit and Sandfire's (ASX: SFR) T3 Motheo Cu-Ag Production Hub.

03 /05

Discovery Focused Exploration

COBRE 



Three-Pronged Approach to Discovery



Explore Big

Identify the next tier 1 deposit with support from BHP Xplor



Development Potential

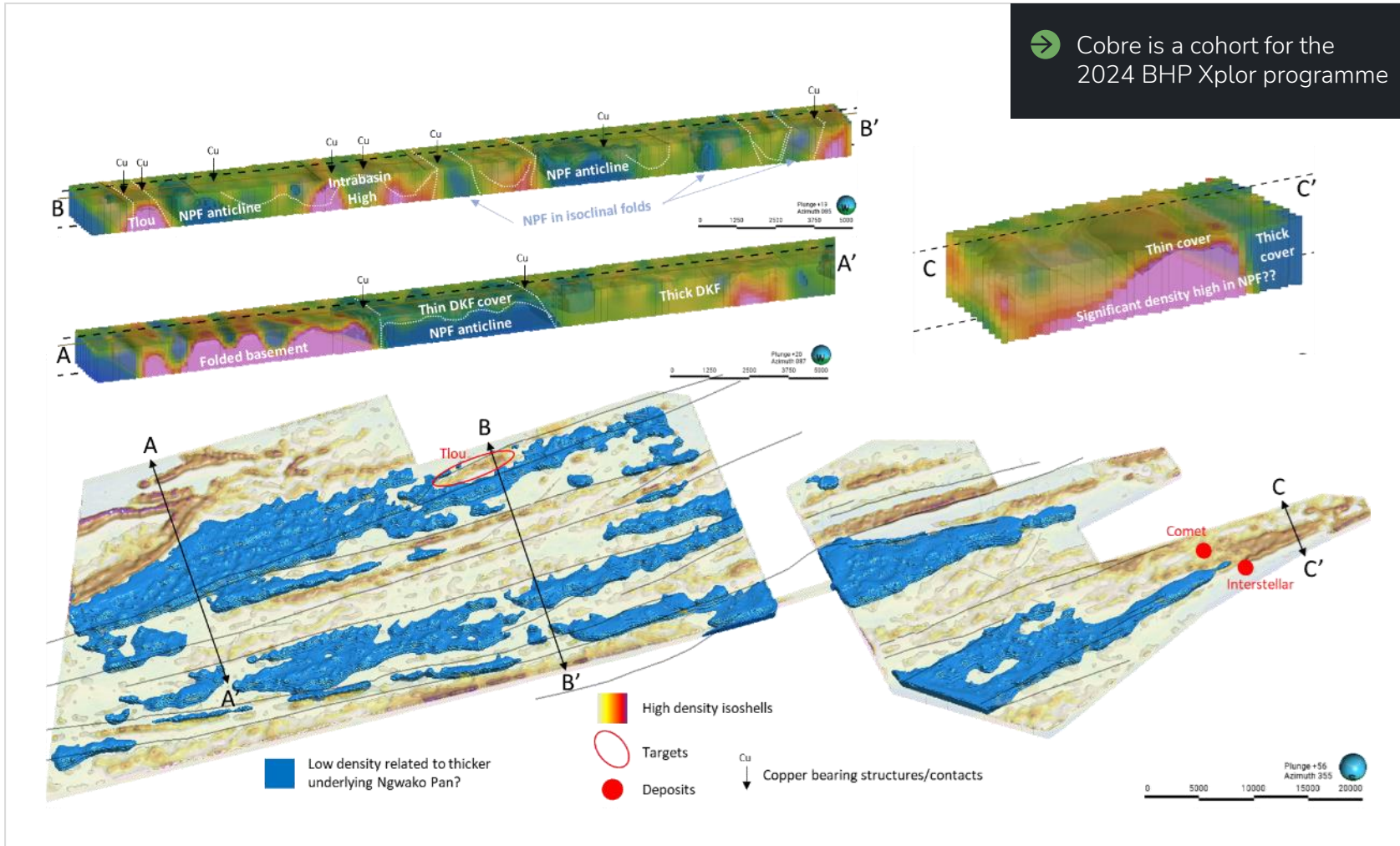
Prove viability for copper-silver extraction using in-situ recovery



Target Drilling

Potential for short-term discoveries

Finding the Next Tier 1 Deposit



Airborne Gravity Gradient results provide key structural information for identification of copper-silver trap-sites

Big thinking discovery focussed exploration with support from BHP through the Xplor Programme

- ✓ **Strategically located**
near the basin margin of the KCB - typically prioritised for sedimentary-hosted copper deposits.
- ✓ **Copper endowment**
Evidence of intra-basinal highs and sub-basins provides enriched metal brines and fluid focus.
- ✓ **Trap-sites for Tier 1 deposits**
Evidence for large buried anticline hinge zones where mineralisation may be upgraded.
- ✓ **Relatively shallow cover**
(between 0m and ~80m thick).
- ✓ **Drill proven copper**
on both projects.

Scope for Development?

➔ 40km Strike of Copper Silver Mineralisation

Consistent chalcocite mineralisation intersected along extensive strike lengths

Structurally controlled high-grade intersections include:

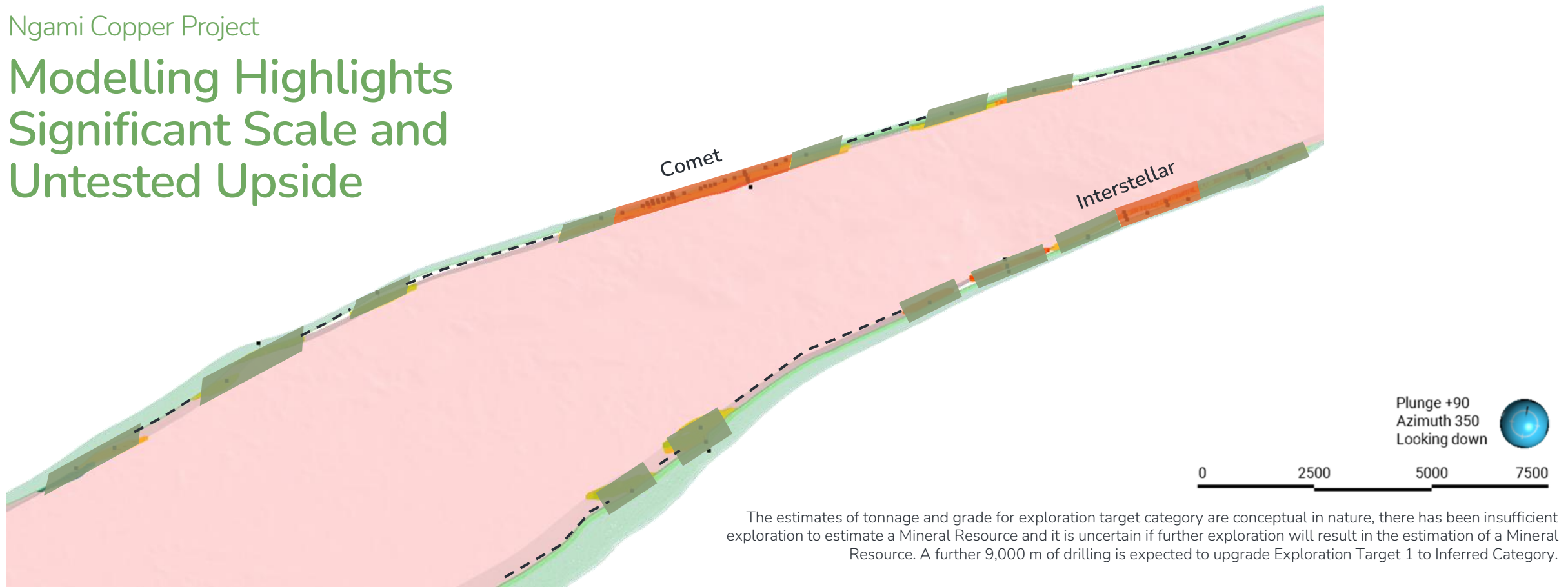
9.3m @ 3.4% Cu
and 30g/t Ag
DOWNHOLE

10.7m @ 1.3% Cu
and 18 g/t Ag
DOWNHOLE




Potential for large moderate grade deposit with smaller high-grade deposits



Modelling Highlights Significant Scale and Untested Upside



The estimates of tonnage and grade for exploration target category are conceptual in nature, there has been insufficient exploration to estimate a Mineral Resource and it is uncertain if further exploration will result in the estimation of a Mineral Resource. A further 9,000 m of drilling is expected to upgrade Exploration Target 1 to Inferred Category.

	Tonnage			Cu%			Category
	Mean	Min	Max	Mean	Min	Max	
	23.4 Mt	18.3Mt	28.4Mt	0.50%	0.45%	0.55%	Exploration Target 1
	111 Mt	85Mt	137Mt	0.40%	0.36%	0.43%	Exploration Target 2
	Untested contact: ~20km						

↑
Confidence



Ngami Copper Project

Essential Criteria for In-Situ Copper Recovery

Mineralisation suitable for Acid Leaching:

Fine-grained chalcocite ideal for hydrometallurgical processes.

Fractures and cleavages enhance fluid flow for leaching.

Metallurgical tests confirm high copper and silver recoveries with low acid consumption.

Ore Body below Water Table:

Water table at 130m to 140m below the surface.

Optimal depth below Kalahari cover.

Majority of orebody below the water table.


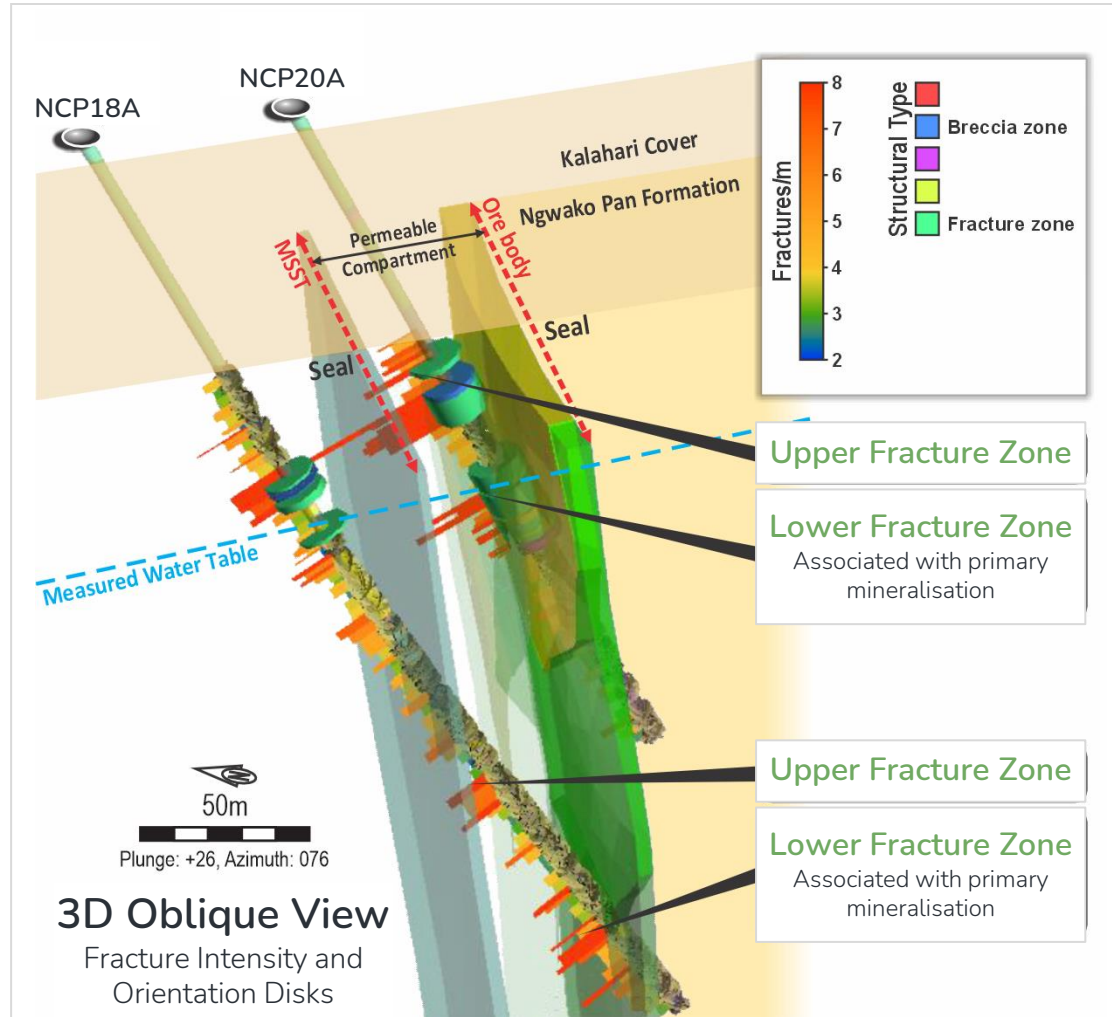
Suitable Host Rock Permeability

Detailed fracture logging, AI-driven fracture modelling and hydrogeological drill tests reveal:


- ✓ High-density fracture zone associated with the mineralisation.
- ✓ Competent footwall and hanging-wall rocks provide lateral seals.
- ✓ Interconnected fracture orientation facilitates fluid flow parallel to and along the mineralised contact zone.

Chalcocite mineralisation from Cobre's Ngami Copper Project, Botswana (~11% Cu)


Controlling Fluid Movement: Fractures and seals



Stereonet plot of fractures =
Dominant direction // Mineralisation



Fracture Zone
Associated with primary mineralisation



Seal
Ngwako Pan Fn footwall

Ongoing Hydrogeological Work Tests ISCR Model



Ongoing drilling of injection and monitoring wells



Results will provide fluid flow model of connectivity and conductivity along mineralised fractures



Early results demonstrate

- ✓ Connectivity of fracture zones associated with copper-silver mineralisation
- ✓ Ideal position of ground water table
- ✓ Effective footwall seal



Next stage of work will include active injection of water to model fluid movement between strategically placed monitoring wells

04/05

Stage gated exploration



Stage Gated Strategy to Advance Exploration and Development Projects

ISCR development

Injection Pump Testing

Complete hydrogeological drill programme
 Model hydraulic properties and interconnections within fracture networks
 Develop economic model for ISCR extraction

Metallurgical Testing

Column testing to estimate in-situ copper recovery

Resource drilling

Further diamond drilling to establish Jorc category resource

Pilot study

In-situ pilot study using acid injection ahead of scoping study

Exploration target development

Prioritise targets

Identify priority targets from geophysical, soil sampling, shallow RC drilling with support from BHP through the Xplor programme

Diamond drilling

Test priority areas to assess potential to host tier 1 deposits

Target drilling

Target diamond drilling

Resource delineation

Grid based drilling to delineate new deposits

2024



----- Stage gate

Indicative Exploration Timeline

2024	Q1	Q2	Q3	Q4
Ngami Copper Project				
Hydrogeological pump tests and modelling	•			
Metallurgical column tests		•		
Preliminary economic scoping study		•		
Resource diamond drilling				•
Kitlanya West Project				
Design follow-up programme to test for tier 1 targets	•			
Implement geophysical and stratigraphic drill programme		•	•	
Kitlanya West, East and Ngami Copper Project				
AGG modelling and interpretation	✓			
Diamond drilling priority targets		•		



Building on a successful 2023 programme...

- ✓ 5,300m of diamond drilling
- ✓ 12,000m of RC drilling
- ✓ 8,500 samples collected
- ✓ 8,778km airborne gravity gradient (AGG) survey (Sandfire Resources (ASX: SFR) co-funding 50% towards total costs.)



In Summary



Strategic Global Land Package:

vast land package, district-scale discovery opportunities for copper deposits.



Accelerated Development Potential in Botswana

projects present discovery and copper development opportunities.



Support from BHP

through the 2024 Xplor Programme



In-Situ Copper Recovery Project:

potential for development



Top African Mining Jurisdiction:

Botswana ranks top 10 globally for mining investment attractiveness; exceptional discovery to production record.



Experienced Leadership and Strong Fundamentals:

experienced board and management team, along with a discovery-focused technical team based in Africa.



Appendix

Strong Leadership



Martin C Holland

Executive Chairman

Mr Holland is a mining executive with over 15 years of corporate experience. Mr Holland is founder and Executive Chairman of Cobre. In addition Mr. Holland is a non executive director of Armada Metals (ASX: AMM) and the founder and former CEO of Lithium Power International (ASX: LPI).

Mr. Holland has listed five ASX-listed exploration companies and has been an executive director in multiple companies that have collectively raised over A\$200M+ for exploration, focusing on new future metals discoveries.



Adam Wooldridge

Chief Executive Officer

Mr Woolridge is a founding partner and CEO of KML and has played an active role in developing the Company's exploration projects over the last five years.

An experienced geophysicist and geologist with over 25 years' experience in Africa, the Middle East and Europe, he has worked in exploration management and consulting positions across a variety of deposit types specialising in large-scale multi-disciplinary target generation.



Dr Ross McGowan

Non-Executive Director

Dr Ross McGowan is the CEO and Managing Director of ASX-Listed copper-nickel explorer, Armada Metals Limited (ASX: AMM). He is also a Non-Executive Director of Cobre and is the founder of the Resource Exploration & Development Group.

Ross has been involved corporately, technically and academically with the mining industry in Africa for over 20 years and was a member of the original Kamoia (DRC) discovery team, with Ivanhoe Mines, and is a co-recipient of the 2015 PDAC Thayer Lindsley Award for an international Mineral Discovery. He conducted his PhD research on the sediment-hosted copper deposits of the Zambian Copperbelt.



Michael McNeilly

Non-Executive Director

Mr McNeilly is an experienced corporate financier having advised several private, Main Market listed, AIM quoted and ISDX listed during his tenure at Arden Partners (AIM:ARDN) and Allenby Capital respectively.

Currently CEO of Strat Plc.

Nominee Non-Executive Director appointed by Strata.

Non-Executive Director – Armada Metals Ltd (2021).

Non-Executive Director - Connemara Mining Company plc (2018).

Non-Executive Director of MOD Resources Limited (2018).



Michael Addison

Non-Executive Director

Mr Addison has a long history of involvement in the Australian and international mining industry, having been instrumental in the founding of two former ASX-listed Australian mining companies: Endocoal Limited (formerly Atlas Coal Limited) and Carabella Resources Limited.

Most recently he was the founding director of ASX-listed Genex Power Limited, a company focused on electricity generation and storage solutions.



Andrew Sissian

Non-Executive Director

Mr Sissian is a seasoned corporate and capital markets executive and CPA.

Mr Sissian is a co-founder of Cobre and CEO and co-founder of high growth IoT technology company Procon Telematics.

Mr Sissian advises and partners with a range of companies in the technology and future minerals sectors.

Mr Sissian spent more than a decade in equities and acquisition finance including with the National Australia Bank in Australia and Shanghai and with Wilsons.

In Situ Recovery Comparisons

Taseko Mines Limited Florence Copper

363 mT @ 0.35% Cu (M+I)¹

Pre-Tax IRR	49%
CAPEX	US\$232m
OPEX	US\$1.11 / lb
Est production	85m lb Cu / yr for 22 yrs

Kapunda Mine

~119,000t Cu³

remaining resource amenable to ISCR

Excelsior Mining Corp Gunnison Copper

873mT @ 0.29% Cu (M+I)²

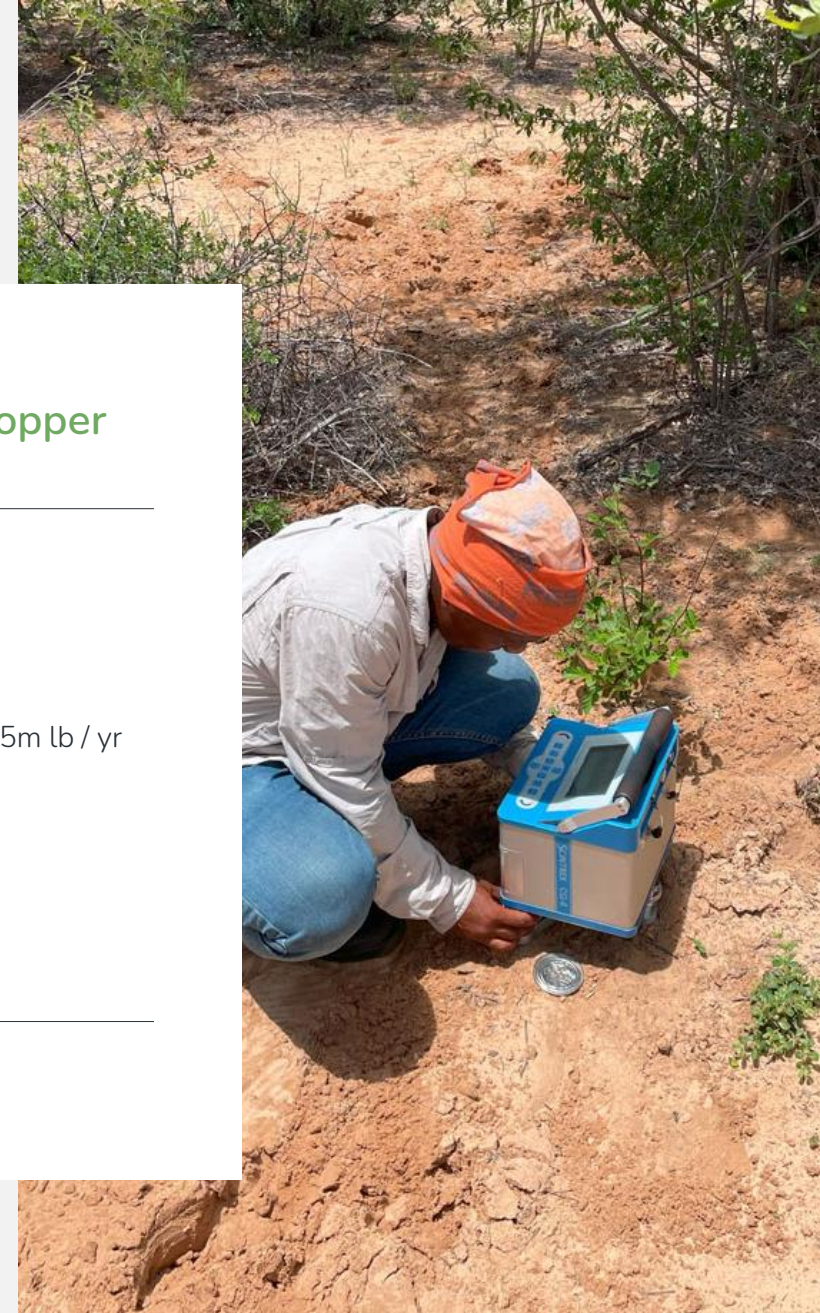
Pre-Tax IRR	37.5%
CAPEX	US\$47.6m
OPEX	US\$1.23 / lb
Est production	25m lb expand to 125m lb / yr for 24 yrs

Uranium

57%

of the total uranium produced (2019)

1. [florencecopper.com/reports-policies/](https://www.florencecopper.com/reports-policies/)
2. www.excelsiormining.com/projects/gunnison-copper-project
3. www.envirocopper.com.au/kapunda-isr-project



Thank you

For more information contact:



www.cobre.com.au



info@cobre.com.au



His Excellency Mokgweetsi Masisi (President), Hon Lefoko Moagi (Minister of Mines), Her Excellency Ms Dorcas Kobela Makgato (High Commissioner to Australia) with Cobre's CEO Adam Wooldridge and Chairman Martin Holland at Africa Down Under, Perth 2023