

30 April 2010

The Company Announcements Office
ASX Limited

Via E Lodgement

**QUARTERLY OPERATIONS REPORT AND
APPENDIX 5B FOR PERIOD ENDING
31 MARCH 2010.**

Yours faithfully
CAPE LAMBERT RESOURCES LIMITED

Tony Sage
Executive Chairman

Cape Lambert is an Australian domiciled, mineral investment company. Its current investment portfolio is geographically diverse and consists of mineral assets and interests in mining and exploration companies.

The Company continues to focus on investment in early stage resource projects and companies, primarily in iron ore, copper and gold. Its "hands on" approach is geared to add value and position assets for development and/or sale.

The Board and management exhibit a strong track record of delivering shareholder value.

**Australian Securities Exchange
Code: CFE**

Ordinary shares
625,759,256

Unlisted options (30 June 2010)
8,350,000

Board of Directors

Tony Sage Executive Chairman
Tim Turner Non-executive Director
Brian Maher Non-executive Director
Ross Levin Non-executive Director

Eloise von Puttkammer
Company Secretary

Key Projects and Interests

Marampa Iron Ore Project
Pinnacle Group Assets
Sappes Gold Project
DMC Mining Limited
Corvette Resources Limited

Cape Lambert Contact

Tony Sage
Executive Chairman
Phone: +61 8 9380 9555

Australian Enquiries

Professional Public Relations
David Tasker
Phone: +61 8 9388 0944
Mobile: +61 433 112 936
Email: david.tasker@prr.com.au

UK Enquiries

Conduit Public Relations
Jos Simson
Phone: +44 (0)20 7429 6603
Mobile: +44 (0)7899 870 450

HIGHLIGHTS

- The Company had approximately \$52 million in cash at the bank on 29 April 2010.
- Conditional sale agreement signed with Hong Kong listed company China Sci-Tech Holdings Limited, for the sale of the Company's 100% interest in the Lady Annie Project. Total consideration for the sale is A\$135 million, with a A\$5 million deposit paid and held in escrow until completion occurs. Following successful completion of the sale, expected on or before 31 May 2010, Cape Lambert expects to return between A\$0.08 and A\$0.10 per share to Shareholders.
- 100% of the Marampa Iron Ore Project ("Marampa") acquired following Shareholder approval in January 2010.
- First drill results received from diamond drilling at the Gafal West and Matukia at Marampa showed several significant, shallow intersections of specular hematite schist mineralisation. A recently completed ground gravity geophysics survey has identified 3 new targets north of Matukia.
- Permitting of Sappes Gold Project commenced to enhance monetisation multiple. Feasibility study being updated to enable Preliminary Environmental Impact Study to be filed with government.
- A A\$0.40 per share, off market takeover offer for DMC Mining ("DMC") was launched, and was subsequently increased to A\$0.46 per share. Cape Lambert already holds 36.2% in DMC.
- Cape Lambert converted its \$2.4 million convertible note in Africa Uranium Limited ("Africa Uranium") which subsequently divested of its major asset to Oklo Uranium Limited ("Oklo"). The scrip consideration paid by Oklo was passed on by Africa Uranium to its shareholders, resulting in Cape Lambert now holding approximately 5.2% of Oklo. The Company also received 25,000,000 unlisted, 2 year Oklo options at a strike price of A\$0.055 as part of the transaction.

CORPORATE

Strategy and Business Model

Cape Lambert Resources Limited (“Cape Lambert” or the “Company”) (ASX: **CFE**) is an Australian domiciled, cashed-up resources and investment company, with interests in a number of resource projects and companies.

Through acquisitions in its own right and the acquisition of CopperCo Limited’s assets, and subscriptions to convertible notes, the Company has exposure to iron ore, copper, gold, uranium, phosphate, lead-silver-zinc and vanadium assets in Australia, Africa and South America (refer Figure 1).

The Company’s strategy is to acquire and invest in undervalued and distressed mineral assets and companies (“Assets”), and to add value to those Assets through a hands on approach to management, exploration and evaluation to enable the Assets to be monetised at a multiple. As Assets are monetised, the Board of the Company intends to follow a policy of distributing surplus cash to Shareholders.

Acquisitions

DMC Mining (36.2% interest)

During the quarter, Cape Lambert announced that it intended to make an off market, takeover offer of A\$0.40 per share for all the shares in DMC Mining Limited (ASX: **DDM**) (“DMC”). The Bidder’s Statement was dispatched to DMC Shareholders on 23 April 2010, and the bid was increased to A\$0.46 per share on 27 April 2010.

Leichhardt Copper Project (acquiring 100% interest)

The Leichhardt Copper Project, which is currently on care and maintenance, is located approximately 100km northeast of Mt Isa in the highly prospective Mt Isa Inlier and comprises;

- The Leichhardt process plant at Mt Cuthbert – a heap leach, solvent extraction and electrowinning facility with installed capacity of 9,000 tpa of copper cathode,
- A package of 42 granted tenements of approximately 760km² located within the highly prospective Mt Isa Inlier,
- A further 600km² of tenement applications, also located within the Mt Isa Inlier,
- The established Mt Watson oxide, open pit located approximately 30km north of the Leichhardt process plant, and
- Mineral resources at Leichhardt, Mighty Atom Group, Hidden Treasure, Ned Kelly and Mt Cuthbert, together with advanced exploration prospects at Mt Earl and Prospector.

Matrix reported in its 2008 Annual Report to shareholders¹, total mineral resources of 10 million tonnes at 0.9% copper for 94,000 tonnes of contained copper metal.

The acquisition, which is subject to satisfaction of a number of conditions, is anticipated to complete in the June 2010 quarter.

¹ Refer page 29 of Matrix Metals Limited (ASX: MRX) 2008 Annual Report to shareholders released to ASX on 28 October 2008.

Convertible Notes

Conversions

Africa Uranium

During the quarter, the Company elected to convert its \$2.4m note in Africa Uranium into ordinary shares. Africa Uranium subsequently divested of its major asset to Oklo (ASX: **OKU**) . The scrip consideration paid by Oklo was passed on by Africa Uranium to its shareholders resulting in the Company now holding approximately 5.2% of Oklo. The Company also received 25,000,000 unlisted options in Oklo with an exercise price of A\$0.055 and term of 2 years as part of the transaction.

Subscriptions

No convertible notes were subscribed for during the quarter.

Divestment

Lady Annie Project (selling down 100%)

On 3 February 2010, the Company announced that it had withdrawn the Q Copper Australia Limited Initial Public Offering, due to the adverse market conditions at that time.

On 12 March 2010, the Company announced it had entered into a conditional sale agreement with Hong Kong listed company China Sci-Tech Holdings Limited ("CST"), for the sale of the Lady Annie Project ("Lady Annie") for a total consideration of A\$135 million. The consideration is payable as follows:

Deposit	A\$5 million (now paid and held in escrow)
Completion payment	A\$125 million payable on completion
First Milestone payment	A\$2.5 million payable upon the production of the first 10,000 tonnes of copper cathode from Lady Annie
Second Milestone payment	A\$2.5 million payable upon the delineation of additional ore reserves containing 25,000 tonnes of copper metal (i.e. above and beyond the existing ore reserve)

Completion of the sale is conditional on a number of matters including CST receiving Foreign Investment Review Board approval (which was received on 30 March 2010), CST shareholder approval and other regulatory approvals and third party consents.

In addition to the total consideration, CST will reimburse Cape Lambert agreed care and maintenance expenditure incurred at Lady Annie during the sale period (up to \$3 million). At completion, the Company will also receive approximately A\$13 million of cash back from the release of environmental and other bonds relating to Lady Annie.

The sale of Lady Annie is expected to complete on or before 31 May 2010, at which time Cape Lambert will be in a position to finalise its plans regarding a partially franked dividend payment to Shareholders of between A\$0.08 and A\$0.10 per share.

PROJECTS

Marampa Iron Ore Project (100% interest and Manager) (“Marampa”)

Marampa is a brownfields hematite iron ore project at exploration stage, located 90km north east of Freetown, Sierra Leone, West Africa (refer Figure 2). Six drill targets prospective for hematite schist mineralisation have been identified to date with drilling in progress at Gafal West and Matukia (refer Figure 3).

Gafal West

Assay results for the first campaign of diamond drilling completed in December 2009 at Gafal West were received during the quarter. Eight of the 9 diamond drill holes at Gafal West intersected medium to coarse-grained (0.5mm – 3mm) specular hematite with minor disseminated magnetite in quartz-albite-mica schist (“Specular Hematite Schist”) from surface to depths of >300m. Significant assay results (refer ASX announcement 28 January 2010 for details) included:

- MPDD007: 160m at 31.8% Fe from 110m;
- MPDD008: 138m at 32.7% Fe from 238m; and
- MPDD010: 96m at 26.1% Fe from 0m;

This initial drilling showed the Specular Hematite Schist was open up-plunge to the north and along strike. Follow-up diamond drilling of the projected shallower Specular Hematite Schist both up-plunge and along strike commenced in February 2010. Five holes were completed for a total advance of 1,556m during the quarter.

Matukia

A first pass diamond drilling program was completed at Matukia in February 2010. A total of 11 holes for 2,698m were drilled on 200m and 400m spaced cross sections covering a strike length of 1.2km. This drilling has identified 3 units of Specular Hematite Schist in the south and one unit in the central and north areas. The units extend from surface to 250m depth, dip sub-vertically and vary from 40 to 100m thick.

Assay results were received for the first batch of 9 holes from this program during the quarter. Significant results (refer ASX announcement dated 21 April 2010 for details) included:

- MPDD015: 132m at 34% Fe from 0m;
- MPDD016: 81.2m at 36% Fe from 32.8m, and
- MPDD017: 98m at 33% Fe from 152m.

Follow up reverse circulation and diamond resource delineation drilling will commence in the June 2010 quarter.

Regional Exploration

Regional mapping and geophysics in 2009 defined 6 drill targets at Marampa (which includes the Gafal West and Matukia prospects) and also identified further prospective trends under cover north of the Matukia and Makambo prospects respectively.

A ground gravity geophysical survey was undertaken during the quarter by Fugro Ground Geophysics Pty Ltd along this prospective stratigraphy. This survey has defined three new gravity anomalies located 4km north of Matukia (refer Figure 3). The northern most anomaly lies

along strike and south of the Makambo prospect where Specular Hematite Schist was mapped during reconnaissance in 2009.

A trial induced polarization (“IP”) ground geophysical survey was completed by SAGAX Afrique SA across the Gafal West, Matukia, Rotret and Mafuri prospects during the quarter. This trial showed that IP resistivity and chargeability successfully maps specular hematite schist mineralisation beneath shallow cover, and provides more detailed resolution of boundaries and dips than other geophysical methods. Additional IP survey lines over potential extensions to existing prospects and over the targets identified by the ground gravity survey will be carried out during the June 2010 quarter.

Metallurgical Testwork

Bateman Engineering Pty Ltd was engaged to design and manage a metallurgical test work program on the defined mineralisation types at Gafal West and Matukia. The aim of this test work is to confirm and optimise the proposed multi-stage wet, high intensity magnetic separation process flowsheet. Testing of drill core will commence early next quarter.

Infrastructure

The refurbishment of rail and port infrastructure moved a step closer during the quarter, with AIM listed African Minerals Ltd (“AML”) announcing a conditional strategic agreement with China Railways Material Commercial Corporation, which will provide funding for the refurbishment of the Pepel port and Pepel to Marampa railway (“Pepel Infrastructure”) (refer Figure 2). As part of Cape Lambert’s investment in Marampa, the Company has access and ownership rights to the Pepel Infrastructure on commercial terms, which are currently being agreed.

Sappes Gold Project (100% interest) (“Sappes”)

Sappes is a gold development project located in north eastern Greece approximately 30km northwest of the Aegean Sea port city of Alexandroupoulos (refer Figure 4), on a 20.1km² mining lease granted until 2023.

The Sappes development is based around the high-grade, underground Viper Deposit and an open pit nearby at the St Demetrios deposit. A feasibility study was completed in 2003 by Kvaerner Engineering and Construction UK Ltd and later updated in 2006.

The Company’s strategy is to commence the permitting of Sappes for operations to enable its sale with a significant portion of the permitting discount removed. Full permitting is expected to take in the order of 24-36 months, with minimum expenditure related to the updating of the feasibility study and environmental impact studies.

Work commenced during the quarter on updating the feasibility study. Consultants engaged for this work include:

- Australian Mining Consultants – mining;
- Lycopodium Minerals Pty Ltd – process plant and related infrastructure;
- Scott Wilson – tailings storage facility; and
- Echmes Ltd - environmental

Updating of the feasibility study is targeted for completion during the June 2010 quarter. This information will then be used to update the Preliminary Environmental Impact Study (“PEIS”). Lodgment of the PEIS is targeted for the September 2010 quarter, which will mark completion of the first key step in the permitting process.

Australis Exploration Pty Ltd (100% interest) (“Australis”)

Australis holds a portfolio of mineral rights, tenements and subsidiaries (refer Figure 5), which presently comprises:

- The exclusive rights to explore for and retain any value associated with rock phosphate on the tenements held by Cape Lambert Lady Annie Exploration Pty Ltd (“CLLAE”) (“Lady Annie Phosphate Rights”);
- 15 granted Exploration Licences totaling 21,010km² in the eastern Northern Territory;
- 41 applications for Exploration Permits totaling 20,608km² in north west Queensland, and
- 100% of Mojo Mining Pty Ltd, which holds 15 granted Exploration Permits totaling 4,557km², located 150km south of Mt Isa.

The CLLAE tenements cover part of the Lady Annie, Lady Jane and Galah Creek rock phosphate deposits. These deposits were discovered during the late 1960’s and early 1970’s and are hosted in the Cambrian Beetle Creek Formation, which is part of the Georgina Basin. The Lady Annie and Lady Jane deposits are located in an outlier 10km east of the present margin of the Georgina Basin. The East Galah Creek deposit lies adjacent to the D-Tree deposit, presently being explored by Legend International Holdings Inc.

Current work on the Lady Annie Phosphate Rights is focused on compiling and evaluating available historical and recent exploration information.

Five grassroots rock phosphate targets have been identified on the granted Northern Territory licences. These lie along the northern margin of the Georgina Basin and on a basement high, <50km from the Wonarah rock phosphate project being developed by Minemakers Limited.

A consultant geophysicist is presently undertaking a prospectivity assessment of the Northern Territory and Queensland tenement packages to generate and prioritise targets.

Lady Annie Project (100% interest) (“Lady Annie”)

Lady Annie, located approximately 120km north of Mt Isa, Queensland (refer Figure 5), remained on care and maintenance during the quarter.

Tenements

EPM 16243 was granted on 11 January 2010. The grant of EPM 16243 covers the conditional surrenders of EPM 14697 and EPM 14384.

Exploration

Drilling commenced at the Mt Kelly mining area during the quarter, with a total of 29 reverse circulation holes completed for a total advance of 2018m. Assaying of the drill samples is pending completion of the sale.

Geological mapping at the Lady Maggie prospect commenced late in the quarter.

Copper Sales

The final 12.3 tonnes of cathode was sold during the quarter, realising US\$74,633 (which includes a weight adjustment from previous sales).

Plan of Operations

A replacement Plan of Operations (“PoO”) was approved by the Department of Environment and Resource Management, which extends the care and maintenance PoO to 31 July 2010. Preparation of the operational PoO, required for recommencement of production, continues and is expected to be finalised in the June 2010 quarter.

Cape Lambert South Project (100% interest) (“Cape Lambert South”)

Cape Lambert South comprises exploration licence E47/1493 covering 56.9km² located in the coastal Pilbara region of Western Australia. The southern block of the licence hosts magnetite banded iron formation deposits, which represent the southern extension of the magnetite project owned by China Metallurgical Group Corporation.

Competent Person:

The contents of this report relating to exploration and mineral resources are based on information compiled by Kim Bischoff, a Member of the Australasian Institute of Mining and Metallurgy. Mr Bischoff is a consultant to Cape Lambert and has sufficient experience relevant to the style of mineralisation and the deposit under consideration and to the activity he is undertaking to qualify as a Competent Person, as defined in the 2004 edition of the “Australasian Code for Reporting of Exploration Results, Mineral Resources and Ore Reserves”. Mr Bischoff consents to the inclusion in this report of the matters compiled by him in the form and context in which they appear.




Figure 1
GROUP STRUCTURE
(April 2010)

Note:

*Conditional Sale Contract to Sell 100% signed.

+Expected to settle in late May 2010.

Holding shown in blue is planned for near term divestment.

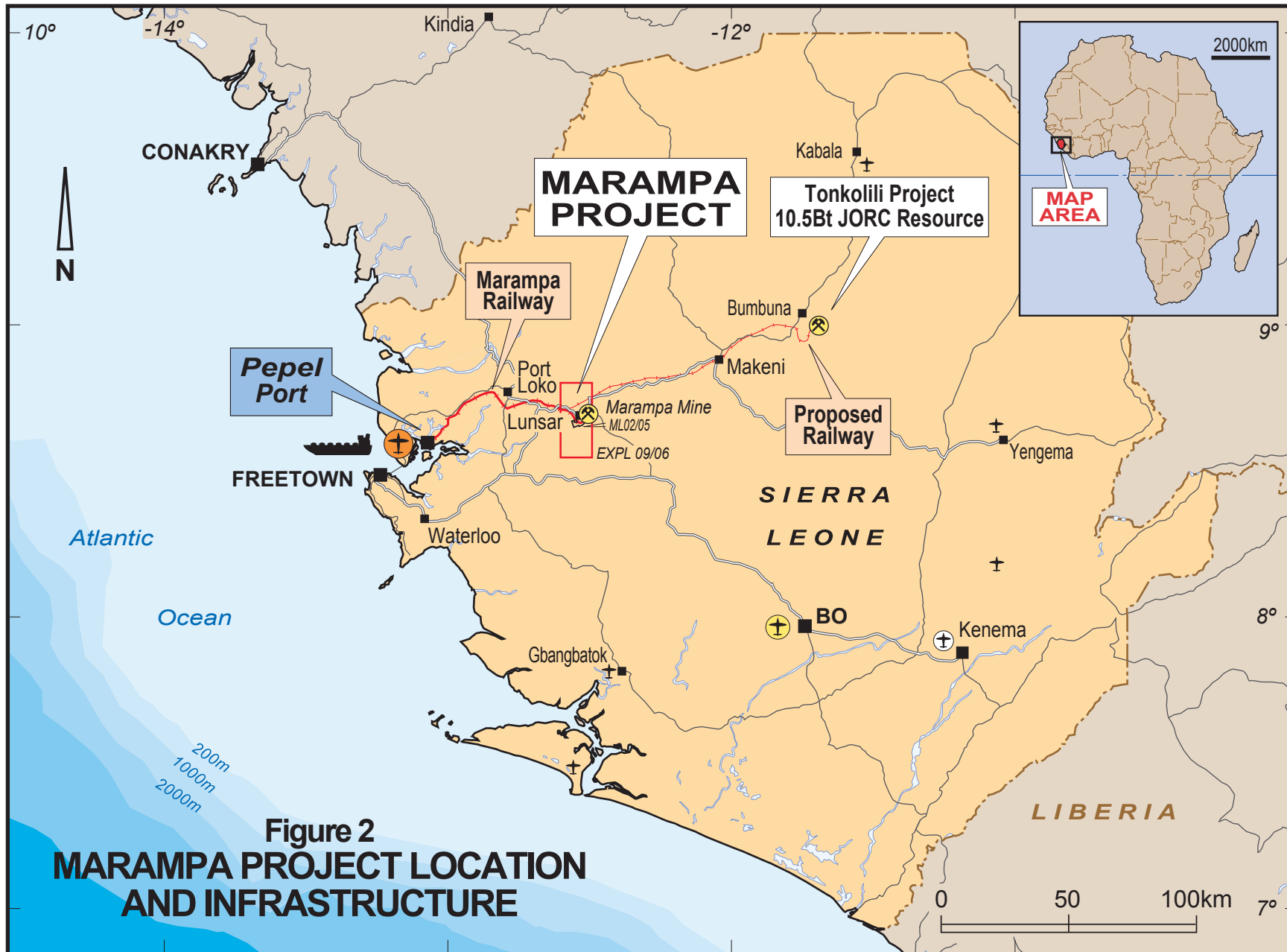
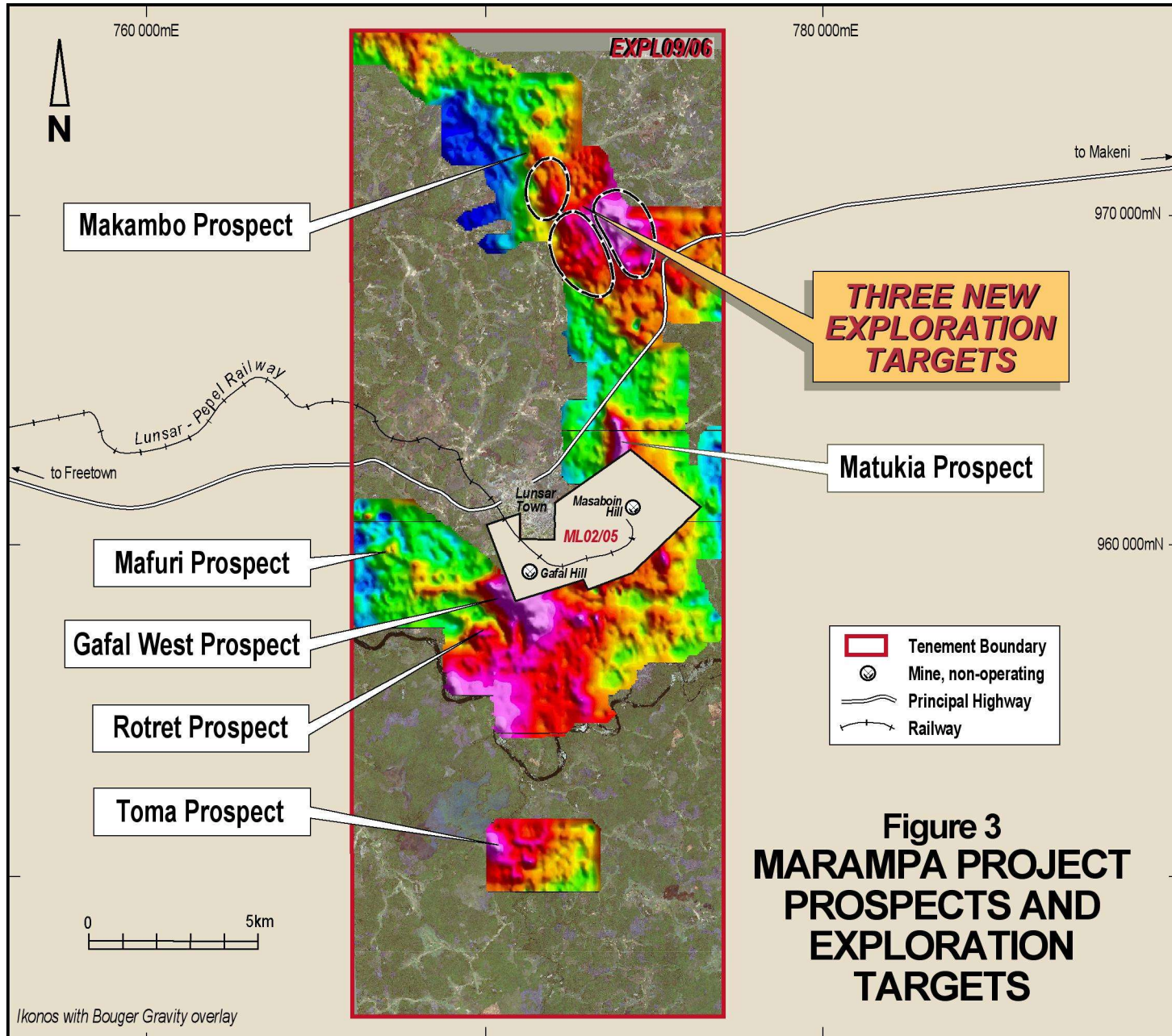
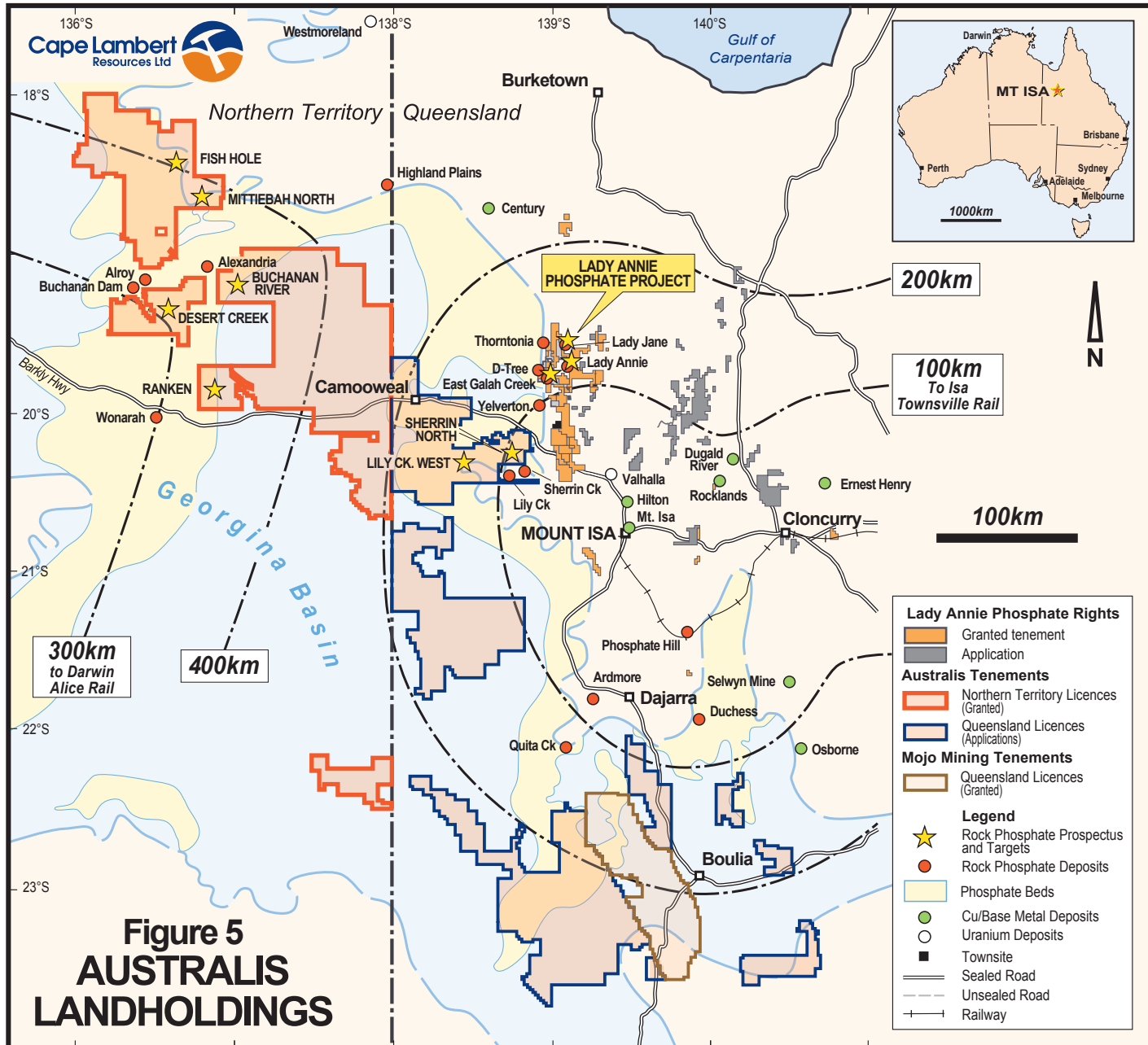


Figure 2
MARAMPA PROJECT LOCATION
AND INFRASTRUCTURE



**Figure 3
MARAMPA PROJECT
PROSPECTS AND
EXPLORATION
TARGETS**





Appendix 5B

Mining exploration entity quarterly report

Introduced 1/7/96. Origin: Appendix 8. Amended 1/7/97, 1/7/98, 30/9/2001.

Name of entity

CAPE LAMBERT RESOURCES LTD

ABN

71 095 047 920

Quarter ended ("current quarter")

31 March 2010

Consolidated statement of cash flows

	Current quarter \$A'000	Year to date (9 months) \$A'000
Cash flows related to operating activities		
1.1 Receipts from product sales and related debtors	82	6,514
1.2 Payments for		
(a) exploration and evaluation	(4,391)	(9,109)
(b) development	-	-
(c) production & care & maintenance costs	(1,184)	(4,539)
(d) administration	(4,627)	(9,793)
1.3 Dividends received	-	-
1.4 Interest and similar items received	659	3,508
1.5 Interest and other costs of finance paid	(218)	(317)
1.6 Income taxes paid	-	-
1.7 Other: other income received	-	-
Net Operating Cash Flows	(9,679)	(13,736)
Cash flows related to investing activities		
1.8 Payment for purchases of:		
(a) prospects	-	-
(b) equity investments	(2,859)	(10,307)
(c) other fixed assets	(143)	(967)
1.9 Proceeds from sale of:		
(a) prospects	-	-
(b) equity investments	25,437	27,515
(c) other fixed assets	-	-
1.10 Loans to other entities	-	-
1.11 Loans repaid by other entities	-	-
1.12 Other : Payment for Convertible Notes	-	(5,900)
Other: Purchase of interest in controlled entity	-	(1,092)
Other: Cash balances acquired through acquisition of controlled entities	-	736
Other: Proceeds from sale of associate interest	2,424	3,011
Other: Cash backing security required for performance / other bonds & bank guarantees	-	(5,476)
Other: Restricted cash balances released	375	3,617
Other: Payment of transaction related costs	(292)	(3,712)
Other: Payment of stamp duty	(2,932)	(5,608)
Net investing cash flows	22,010	1,817

+ See chapter 19 for defined terms.

Appendix 5B
Mining exploration entity quarterly report

1.13	Total operating and investing cash flows (carried forward)	12,331	(11,919)
	Cash flows related to financing activities		
1.14	Proceeds from issues of shares, options, etc.	-	-
1.15	Proceeds from sale of forfeited shares	-	-
1.16	Proceeds from borrowings	146	794
1.17	Repayment of borrowings	(262)	(15,533)
1.18	Dividends paid	-	-
1.19	Other	-	-
	Net financing cash flows	(116)	(14,739)
	Net (decrease) in cash held	12,215	(26,658)
1.20	Cash at beginning of quarter/year to date	35,185	74,058
1.21	Exchange rate adjustments to item 1.20	-	-
1.22	Cash at end of quarter	47,400	47,400

Payments to directors of the entity and associates of the directors

Payments to related entities of the entity and associates of the related entities

		Current quarter \$A'000
1.23	Aggregate amount of payments to the parties included in item 1.2	171
1.24	Aggregate amount of loans to the parties included in item 1.10	

1.25 Explanation necessary for an understanding of the transactions

\$170,500 payment for executive and non-executive salaries;
\$121 payment for accounting fees to entity related to non-executive director.

Non-cash financing and investing activities

2.1 Details of financing and investing transactions which have had a material effect on consolidated assets and liabilities but did not involve cash flows

In November 2009, 3,976,729 shares were issued as consideration for the purchase of Mojo Minerals Limited which holds tenements in the southern block of Mt Isa, Queensland.

24,569,934 shares were issued to African Minerals Limited in December 2009 as part consideration for the acquisition of 65% of Marampa Iron Ore Limited.

32,592,789 shares were issued to African Minerals Limited in January 2010 as the final consideration for the acquisition of 100% of Marampa Iron Ore Limited. Marampa Iron Ore Limited holds the Marampa iron ore project located in Sierra Leone.

2.2 Details of outlays made by other entities to establish or increase their share in projects in which the reporting entity has an interest

N/A

+ See chapter 19 for defined terms.

Financing facilities available

Add notes as necessary for an understanding of the position.

	Amount available \$A'000	Amount used \$A'000
3.1 Loan facilities	-	-
3.2 Credit standby arrangements	-	-

Estimated cash outflows for next quarter

	\$A'000
4.1 Exploration and evaluation	1,500
4.2 Development	-
Total	1,500

Reconciliation of cash

Reconciliation of cash at the end of the quarter (as shown in the consolidated statement of cash flows) to the related items in the accounts is as follows.

	Current quarter \$A'000	Previous quarter \$A'000
5.1 Cash on hand and at bank	46,668	43,598
5.2 Deposits at call	732	703
5.3 Bank overdraft	-	-
5.4 Other (provide details)	-	-
Total: cash at end of quarter (item 1.22)	47,400	44,301

Changes in interests in mining tenements

	Tenement reference	Nature of interest (note (2))	Interest at beginning of quarter	Interest at end of quarter
6.1		Interests in mining tenements relinquished, reduced or lapsed		
6.2		Interests in mining tenements acquired or increased		

+ See chapter 19 for defined terms.

Appendix 5B
Mining exploration entity quarterly report

Issued and quoted securities at end of current quarter

Description includes rate of interest and any redemption or conversion rights together with prices and dates.

	Total number	Number quoted	Issue price per security (see note 3) (cents)	Amount paid up per security (see note 3) (cents)
7.1 Preference securities <i>(description)</i>				
7.2 Changes during quarter (a) Increases through issues (b) Decreases through returns of capital, buy-backs, redemptions				
7.3 +Ordinary securities	565,166,467	565,166,467		
7.4 Changes during quarter (a) Increases through issues (b) Decreases through returns of capital, buy-backs	32,592,789	N/A*	N/A	N/A
7.5 +Convertible debt securities <i>(description)</i>				
7.6 Changes during quarter (a) Increases through issues (b) Decreases through securities matured, converted				
7.7 Options <i>(description and conversion factor)</i>	28,000,000 8,350,000	- -	<i>Exercise price</i> 30.9 cents 43.2 cents	<i>Expiry date</i> 31 October 2010 30 June 2010
7.8 Issued during quarter				
7.9 Exercised during quarter				
7.10 Expired during quarter				
7.11 Debentures <i>(totals only)</i>				
7.12 Unsecured notes <i>(totals only)</i>				

* Escrowed therefore not quoted

+ See chapter 19 for defined terms.

Compliance statement

- 1 This statement has been prepared under accounting policies which comply with accounting standards as defined in the Corporations Act or other standards acceptable to ASX (see note 4).
- 2 This statement does give a true and fair view of the matters disclosed.

Sign here: Date: 30 April 2010
Company secretary

Print name: Eloise von Puttkammer

Notes

- 1 The quarterly report provides a basis for informing the market how the entity's activities have been financed for the past quarter and the effect on its cash position. An entity wanting to disclose additional information is encouraged to do so, in a note or notes attached to this report.
- 2 The "Nature of interest" (items 6.1 and 6.2) includes options in respect of interests in mining tenements acquired, exercised or lapsed during the reporting period. If the entity is involved in a joint venture agreement and there are conditions precedent which will change its percentage interest in a mining tenement, it should disclose the change of percentage interest and conditions precedent in the list required for items 6.1 and 6.2.
- 3 **Issued and quoted securities** The issue price and amount paid up is not required in items 7.1 and 7.3 for fully paid securities.
- 4 The definitions in, and provisions of, *AASB 1022: Accounting for Extractive Industries* and *AASB 1026: Statement of Cash Flows* apply to this report.
- 5 **Accounting Standards** ASX will accept, for example, the use of International Accounting Standards for foreign entities. If the standards used do not address a topic, the Australian standard on that topic (if any) must be complied with.

== == == == ==

+ See chapter 19 for defined terms.

Appendix 5B
Mining exploration entity quarterly report

Appendix for item 6.2: Interests in mining tenements acquired or increased

Tenement reference		Nature of interest (note (2))	Interest at beginning of quarter	Interest at end of quarter
E70/2504	Cape Lambert Resources Ltd – Jubuk	Expired	100%	-
EPM14384	Cape Lambert Lady Annie Pty Ltd - Lady Maggie	Surrendered	100%	-
EPM14697	Cape Lambert Lady Annie Pty Ltd - Lady Agnes	Surrendered	100%	-
EPM16243	Cape Lambert Lady Annie Pty Ltd - Mount Kelly West	Granted	-	100%
EPM16529	Cape Lambert Lady Annie Pty Ltd - Lady Annie North	Granted	-	100%

+ See chapter 19 for defined terms.