



# Putting meat on the bones of Catalyst's path to 200,000oz annual gold production

*Corporate Presentation – Diggers & Dealers*

**Catalyst Metals Limited**

August 2025

**ASX:CYL**

[catalystmetals.com.au](http://catalystmetals.com.au)



# Simple portfolio – two large strategic gold belts underpinning long-term organic growth

Strong balance sheet and operating cashflows provide a stable foundation for organic growth

## Group Production

~108koz pa<sup>1</sup> (FY25)  
(unhedged, selling at spot)

## AISC

A\$2,317/oz<sup>1</sup>

## Group Reserves

0.9Moz @ 2.9g/t<sup>2</sup>  
(30 June 2024)

## Group Resources

3.5Moz @ 3.1g/t<sup>3</sup>  
(4 August 2025)

### Plutonic Gold Belt

#### PRODUCTION

##### Context:

Flagship asset; operating mine with a plan to fill underutilised mill from five shallow, underexplored deposits

##### Three-year vision\*:

Increase production organically from 100koz pa<sup>1</sup> to ~200koz\* pa while lowering long term costs to ~A\$2,000/oz\*

**Production:** ~100koz pa<sup>1</sup>

**AISC:** A\$2,310/oz<sup>1</sup>

**Reserves**<sup>2</sup>: 861koz (30 June 2024)

**Resource**<sup>3</sup>: 3.3MOZ (1 August 2025)

### Bendigo Gold Belt

#### EXPLORATION

##### Context:

High grade Resource with processing solution, tailings and accommodation already in place

##### 3-year strategy:

Two key milestones of (1) securing underground decline approval and (2) growing high-grade Resources

**Resource**<sup>3</sup>: 163koz @ 7.7g/t (incl. 70koz @ 26.2g/t)

**Processing:** Already secured via processing plant 100km south

Head Office  
Perth

\* This vision is an aspirational statement (and not a production target), the Company does not yet have reasonable ground to believe the vision can be achieved.

Refer to the Aspirational Statements section in the Disclaimers section of this presentation for further information.

(1) CYL announcement 24 July 2025 "June Quarterly Activities Report" Plutonic Q4 AISC (2) CYL announcement 11 September 2024 "1Moz Reserve allows Catalyst to double production for A\$31m" (3) CYL announcement 11 October 2024 "Annual Mineral Resource and Ore Reserve Update", CYL announcement 31 January 2025 "K1 and K3 Mineral Resource Update" and CYL announcement 8 May 2025 "Catalyst acquires Old Highway Gold Project"

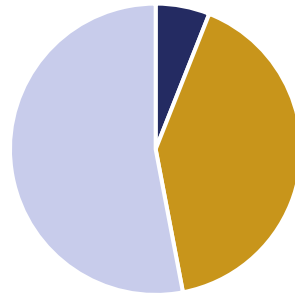
# Corporate Overview

## Capital Structure *(as at 1 August 2025)*

Share Price	A\$5.08
Shares on Issue	252m
Market Capitalisation	A\$1.3bn
Cash and Bullion	A\$230m
Kaiser Reef Investment <sup>1</sup> (19.9%)	A\$19m
Debt	Nil
Pro-Forma Enterprise Value	A\$1.0bn

## Substantial Shareholders

Board & Management		6%
Other institutions		41%
Other		53%



## Balance Sheet

**Cash**  
A\$230m

**Available Liquidity**  
A\$330m

*(Incl. undrawn corporate revolving debt facility of A\$100m)*

**Drawn debt**  
nil

## Broker Coverage



(1) Kaiser Reef Investment value assumes 118,649,875 KAU shares issued to Catalyst on completion of Henty transaction, and KAU close price of A\$0.160 as at 20 May 2025



# Trident Updated Resource

*Doubling Resource and increasing grade*

*An important step in Catalyst achieving its aim of doubling both Reserves and annual gold production*



# Release of a new Trident Resource estimate

Underground of 795koz at 5.3g/t Au (at 2.0g/t cut-off)

Plutonic processing plant 30km

Open pit development commenced July 2025

Indicated 527koz at 6.4g/t

Inferred 268koz at 3.9g/t

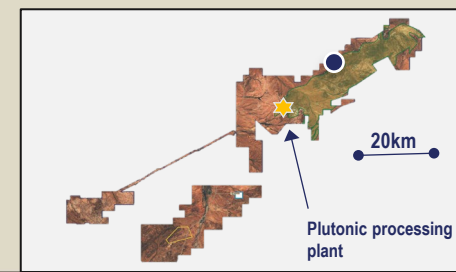
Indicated Resource  
Inferred Resource

0 300  
Metres

- Total Resource increase by 56%
- Indicated Resource increase by 105%
- Grade increase by 43%

## Trident Mineral Resources<sup>1</sup>

Category	Tonnes (Mt)	Grade (g/t Au)	Gold (koz)
Open Pit Indicated	0.4	1.3	16
Underground Indicated	2.6	6.4	527
Underground Inferred	2.1	3.9	268
<b>Total Resources</b>	<b>5.1</b>	<b>5.0</b>	<b>811</b>

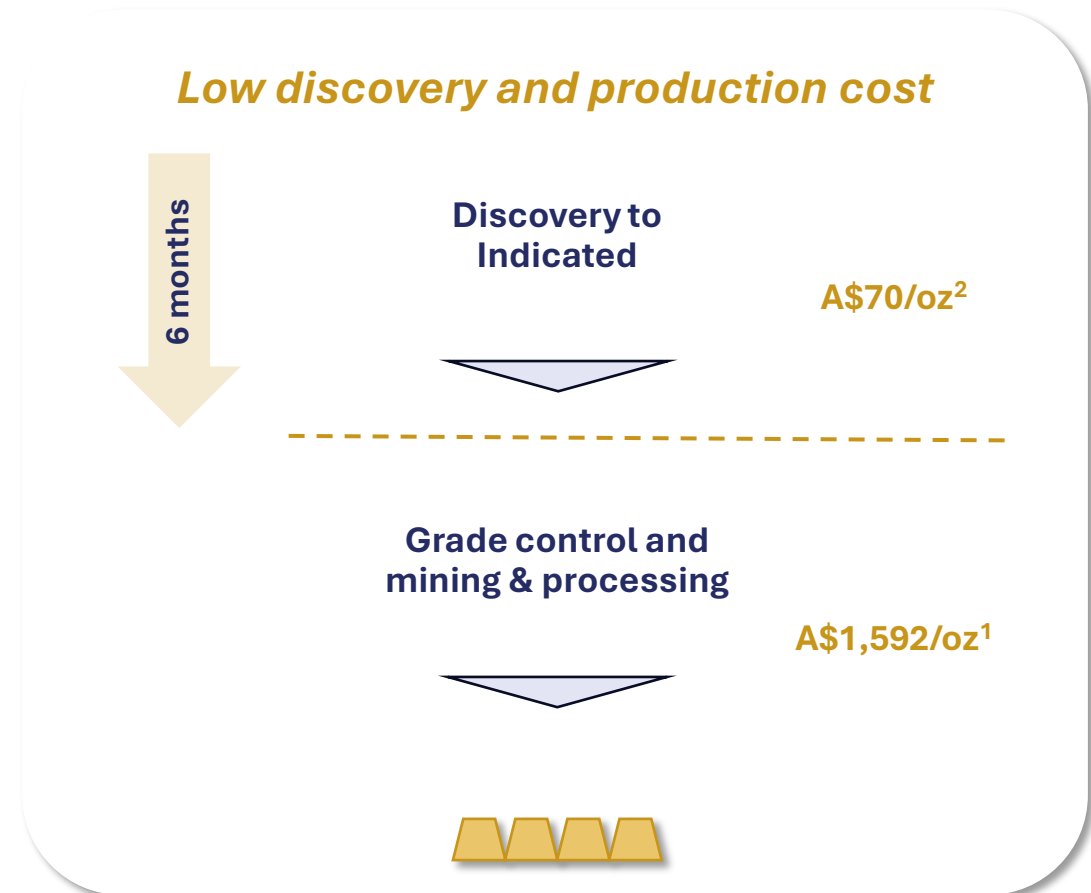
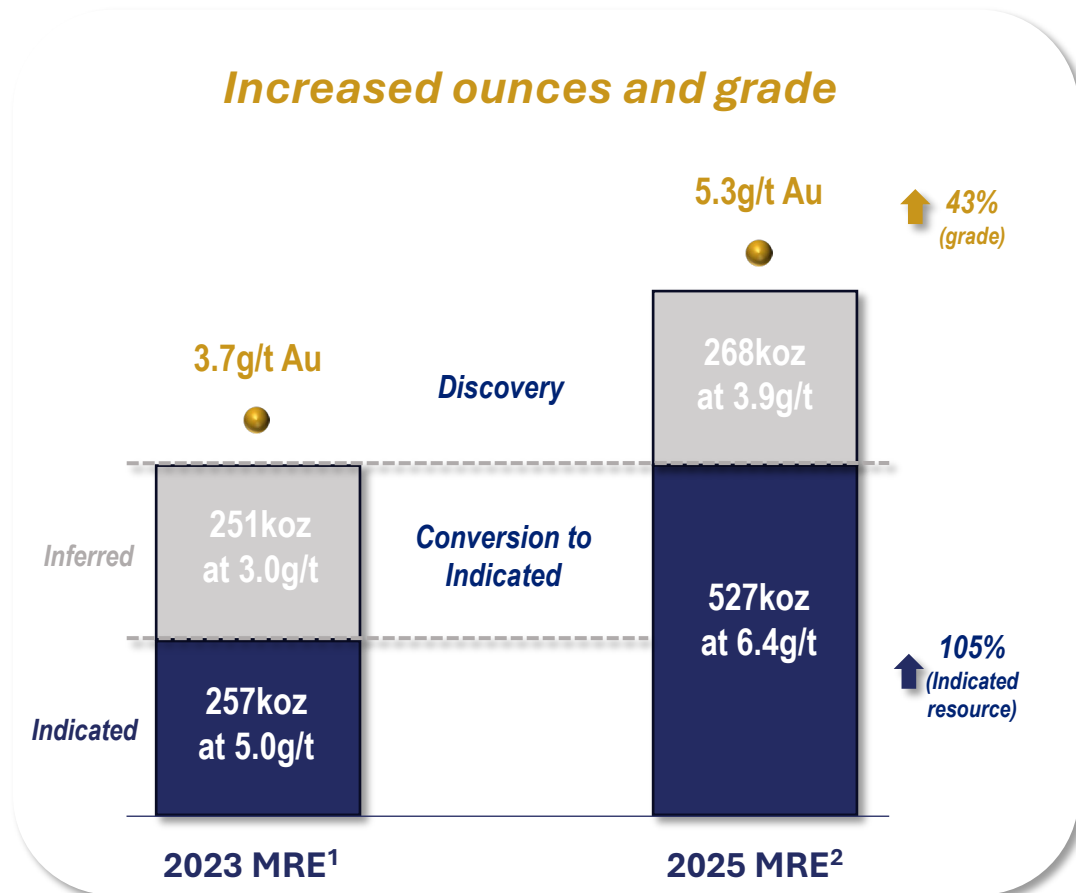




# The benefits of being able to drill from surface – quick and low cost

Adding low-cost, high-grade ounces to mine life

- Quick drill out of Resource within 6 months
- Indicated Resource discovery cost of A\$70/oz



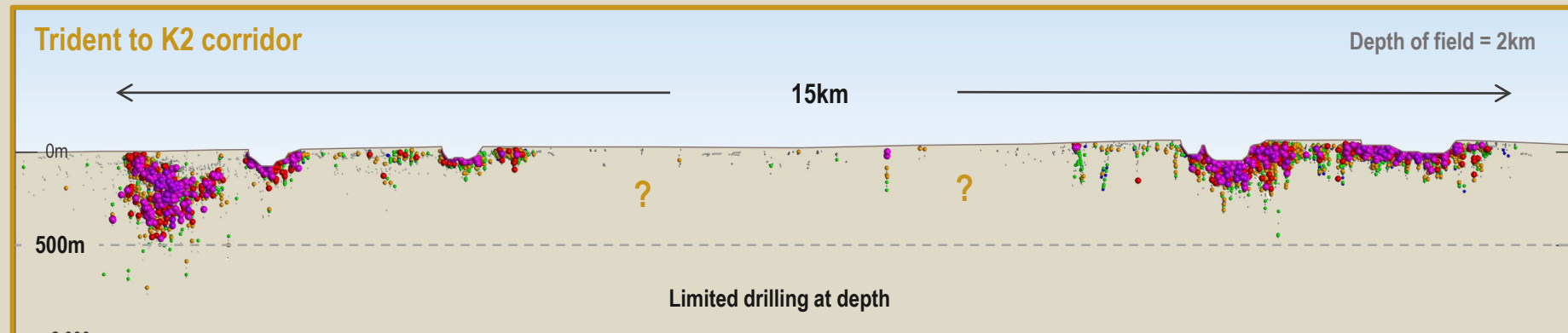
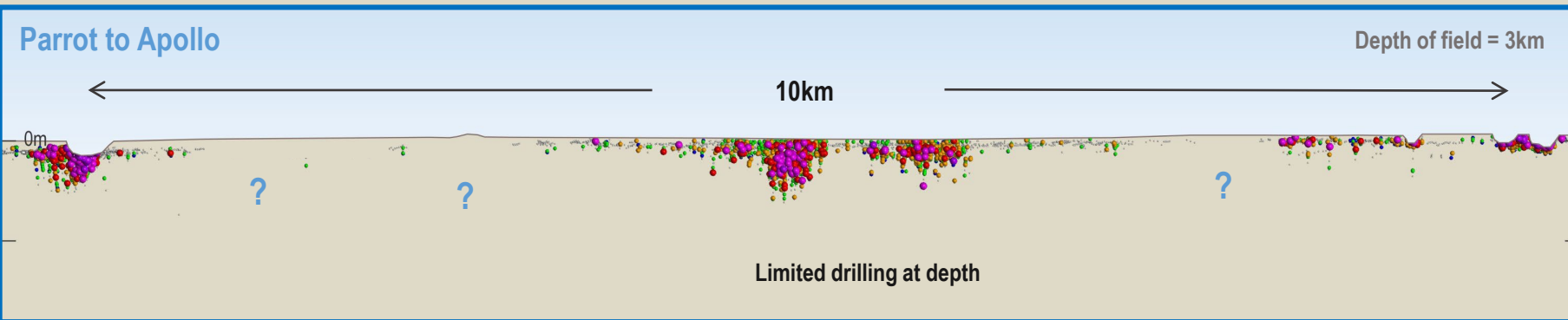
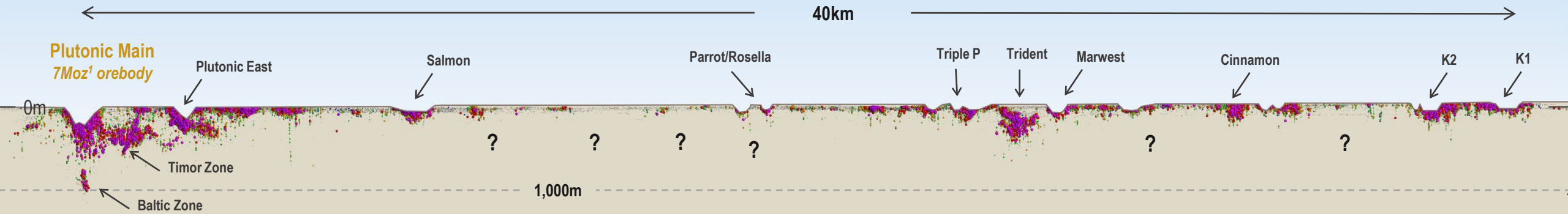
(1) CYL announcement 11 October 2024 "Annual Mineral Resource and Ore Reserve Update"  
 (2) CYL announcement 4 August 2025 "Trident indicated Resource doubles"

(1) CYL announcement 3 July 2024 "Trident Maiden Reserve underpins new low-cost development"  
 (2) CYL announcement 4 August 2025 "Trident indicated Resource doubles"

# Plutonic Belt – what else lies beneath?

Depth of field = 15km  
2x vertical exaggeration

14 different owners of the Belt over last 30 years have limited its historical exploration



(1) Calculated as historical production plus current MRE. Sourced from Superior Gold Inc "2022 Plutonic Gold Operations NI 43-101 Report", MRE sourced from CYL announcement 11 October 2024 "Annual Mineral Resource and Ore Reserve Update"



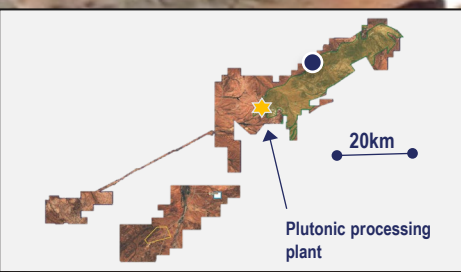
# Two new mines under development

*Clear pathway to 200,000oz annual gold production*



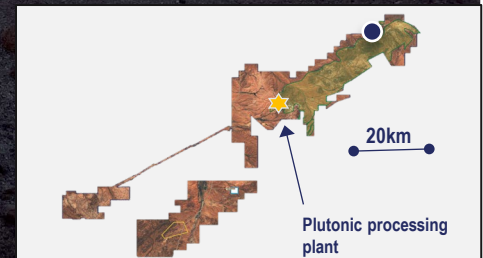
# Trident development underway

*12-month open pit before commencing underground*



# K2

## Dewatering and decline rehabilitation





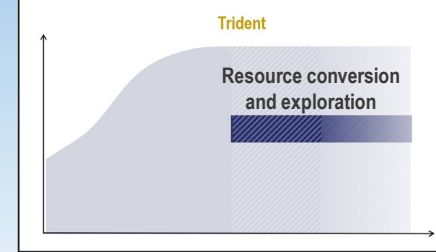
# Exploration at Plutonic

*Extending mine life by drilling known down dip extensions*



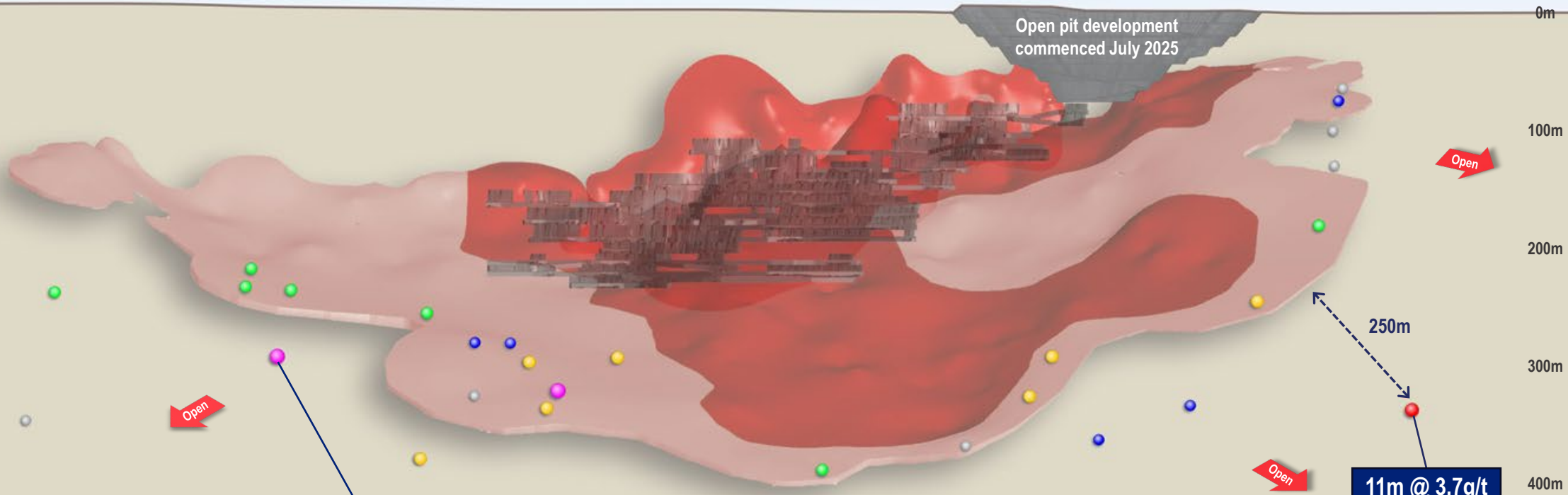
# Trident – first on the belt to be drilled; others to follow

High-grade intercepts outside current Resource envelope present opportunity for Resource growth



Plutonic processing plant 30km

Open pit development commenced July 2025



Open

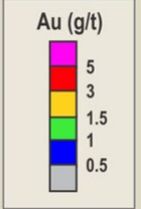
Open

11m @ 3.7g/t

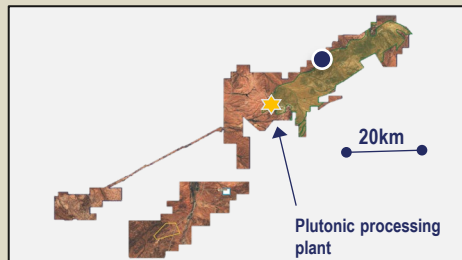
High grade intercept – directly 'on-plane'

1.0m @ 5.8g/t  
4.0m @ 3.8g/t  
13m @ 4.4g/t

Drill intercepts

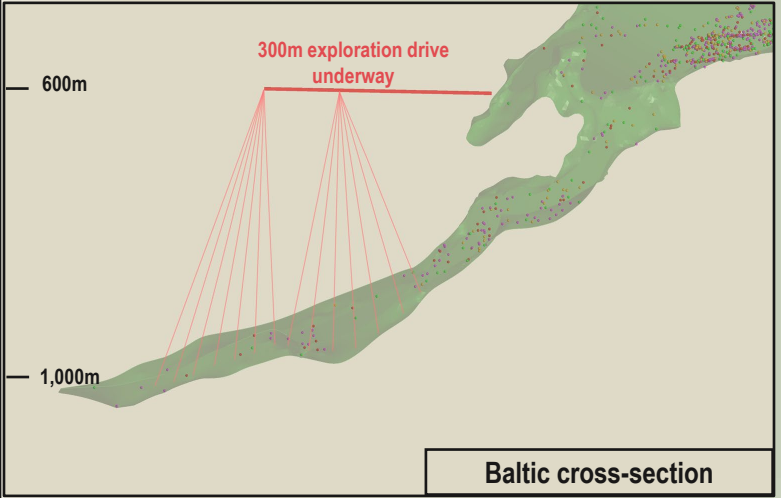
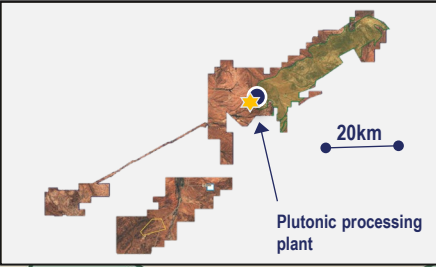
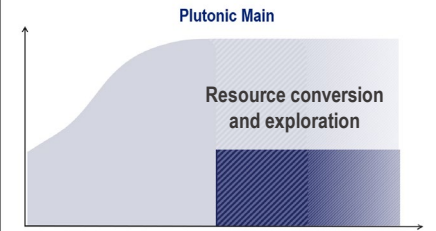


Indicated Resource  
Inferred Resource



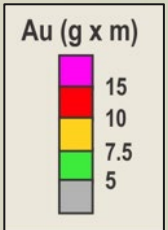
# Plutonic Main – Baltic Extension

Significant new area sitting outside the Resource and Reserve envelope



Baltic cross-section

Plutonic Main UG Plan view



**MINE MAFIC**

- Previous workings
- Baltic Exploration Target#

# The potential quantity and grade of the Exploration Target is conceptual in nature. There has been insufficient exploration to estimate a Mineral Resource, and it is uncertain if further exploration will result in the estimation of a Mineral Resource. Refer to the Exploration Targets section in the Disclaimers section of this presentation for further information  
 (2) CYL announcement 11 October 2024 "Annual Mineral Resource and Ore Reserve Update"  
 (3) Sourced from internal production reports

← OPEN

Mine mafic untested

← OPEN

← OPEN

4m at 17.7g/t Au  
 9.4m at 5.6g/t Au  
 9.8m at 6.7g/t Au

14.4m at 8.2g/t Au

10.8m at 2.4g/t Au  
 6.3m at 6.0g/t Au  
 6m @ 2.8 g/t Au (incl. 1m @ 8.9g/t Au)

11.6m at 6.6g/t Au (incl. 4.6m at 14.7g/t Au)

19m at 2.3g/t Au (incl. 2.0m at 11.3g/t Au)

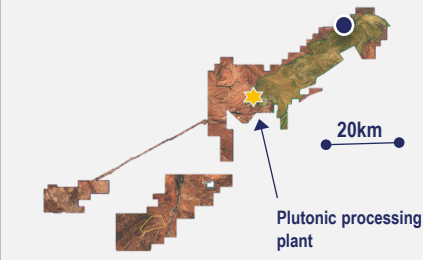
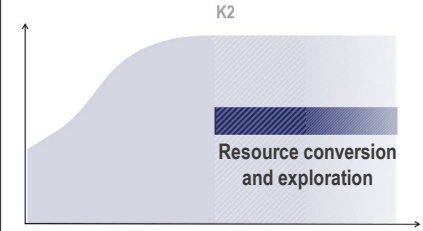
Baltic past production  
 350koz at 13.1g/t Au<sup>3</sup>

Zone G

1.8m at 46.0g/t Au  
 6.8m at 6.6g/t Au  
 9.8m at 6.0g/t Au

# K2

Another Trident in the making?



Plutonic Mill  
40km along existing haul road

1.8m @ 36.8g/t  
4m @ 4.4g/t

Historic open pit production<sup>1</sup>  
966kt at 4.0g/t for 116koz

Existing portal and underground development

200m

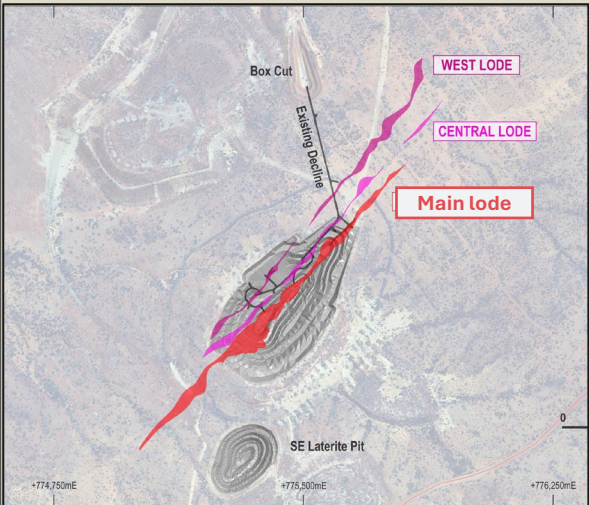
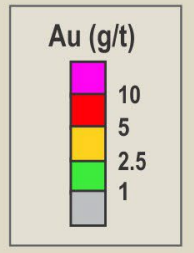
OPEN

OPEN

OPEN

9.4m @ 3.2g/t  
3.6m @ 15.5g/t  
4.6m @ 66.7g/t  
1.7m @ 50.7g/t  
0.8m @ 53.4g/t

5m at 19.3g/t Au  
3m at 17.8g/t Au



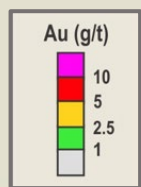
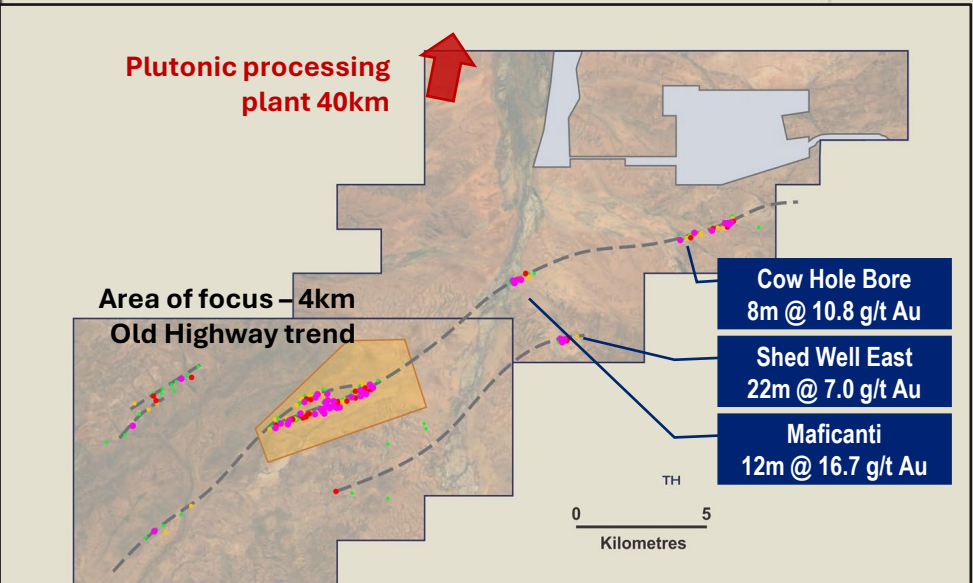
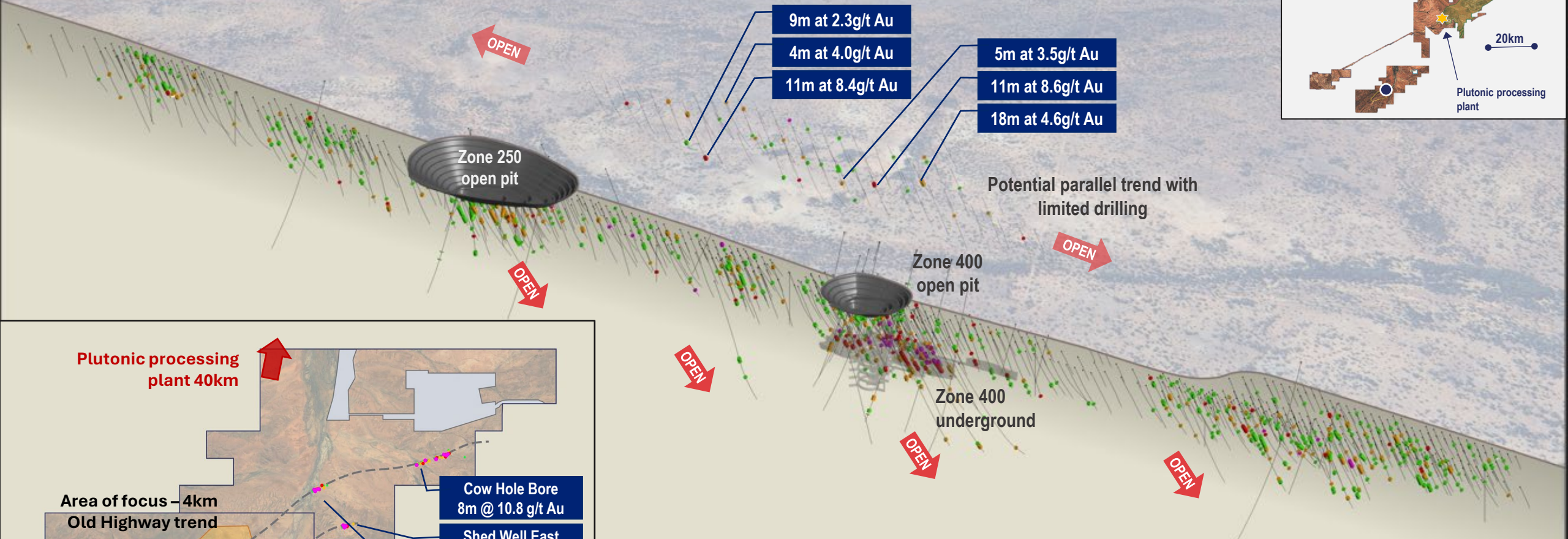
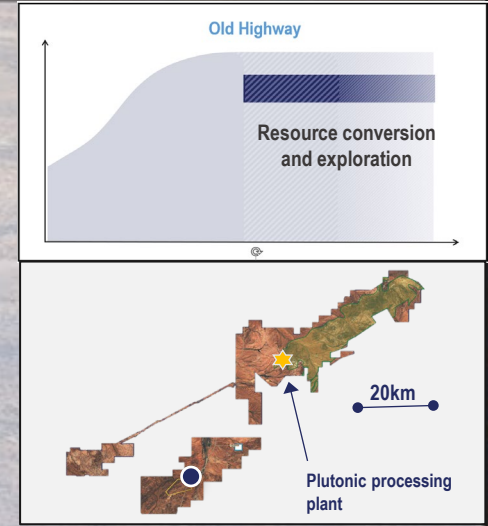
K2 Reserves and Resources <sup>2,3</sup>			
Category	Tonnes (Mt)	Grade (g/t)	Ounces (Koz)
Total Reserves	0.1	4.3	20
Total Resources	0.7	3.6	81



1. Comprises historical production obtained from internal production records (2) CYL announcement 11 October 2024 "Annual Mineral Resource and Ore Reserve Update. (3) Catalyst interest in K2 is 95.9%

# Old Highway

Newly acquired high grade Resource with potential to grow



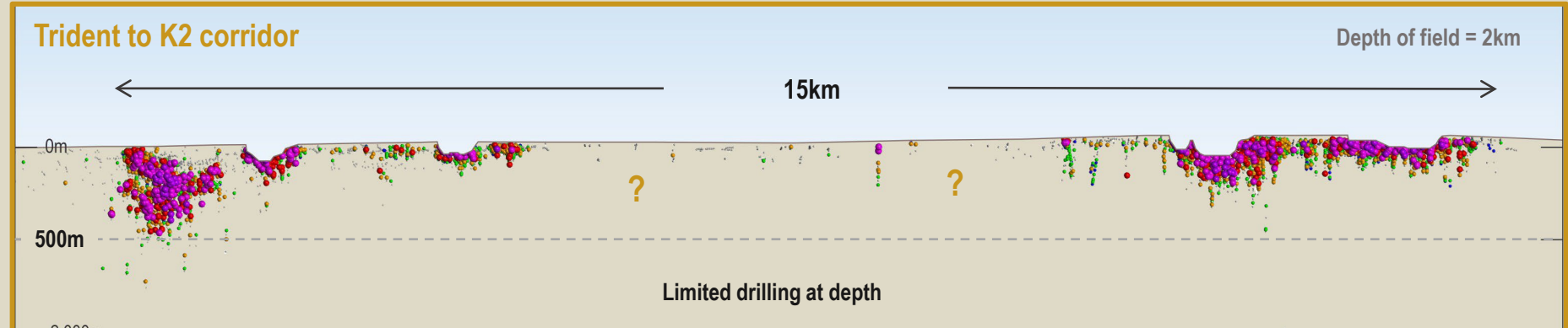
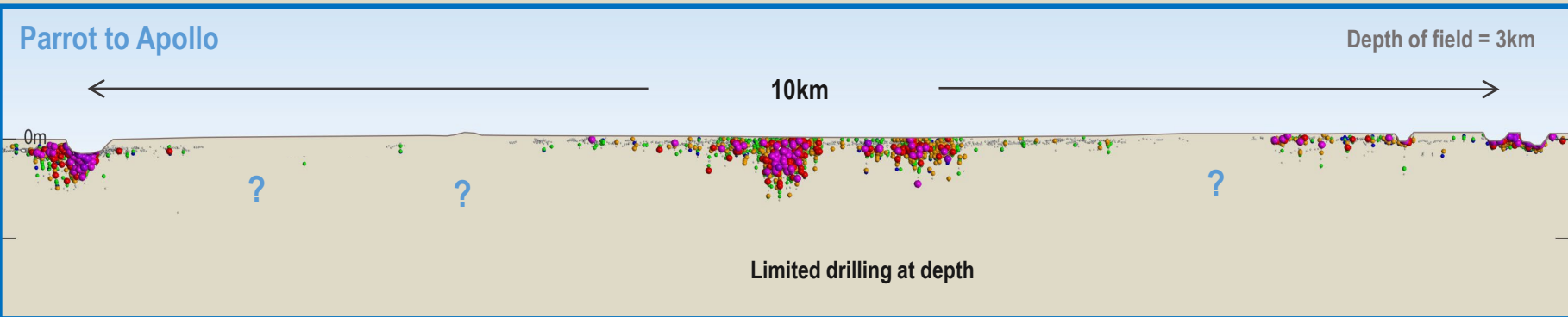
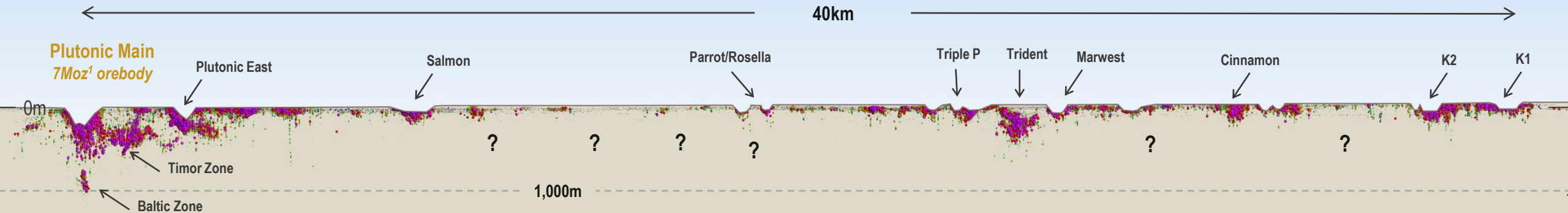
Category	Tonnes (Mt)	Grade (g/t Au)	Gold (koz)
Zone 400 Underground	0.9	4.6	140
Zone 400 Boxcut	0.1	2.8	13
Zone 250 Open Pit	1.0	1.6	53
<b>Total Resources</b>	<b>2.1</b>	<b>3.0</b>	<b>206</b>

(1) CYL announcement 8 May 2025 "Catalyst to acquire Old Highway Gold Project"

# Plutonic Belt long section

Depth of field = 15km  
2x vertical exaggeration

14 different owners of the Belt over last 30 years have limited its historical exploration



(1) Calculated as historical production plus current MRE. Sourced from Superior Gold Inc "2022 Plutonic Gold Operations NI 43-101 Report", MRE sourced from CYL announcement 11 October 2024 "Annual Mineral Resource and Ore Reserve Update"



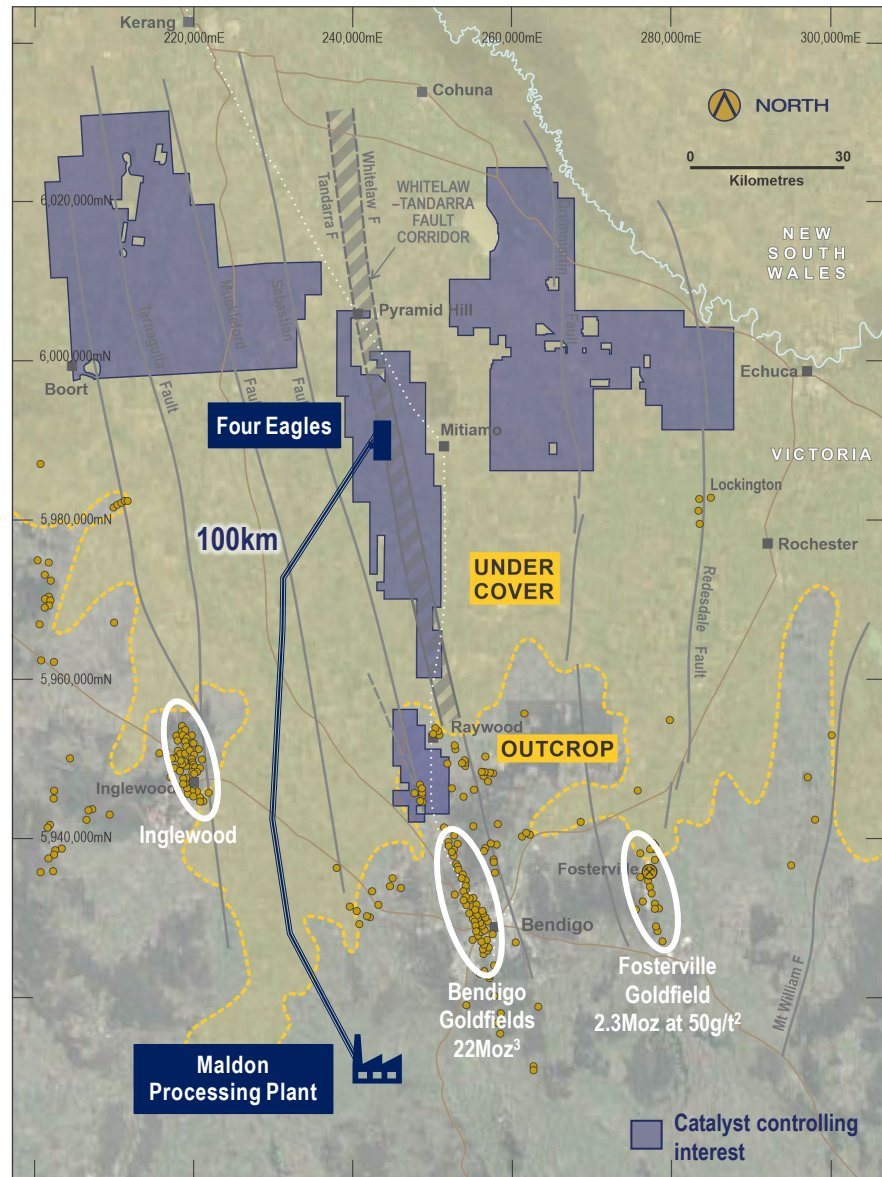
# Bendigo Gold Project

*High grade gold Resource with production pathway secured*

**Maldon Processing Plant**

# Bendigo Gold Belt – creating value through small incremental steps

Since securing a processing solution, the high grade Four Eagles gold project is becoming a realistic proposition



- ✓ Catalyst controls 75km of strike immediately north of the historic 22Moz<sup>3</sup> Bendigo Goldfields
- ✓ 26g/t gold Resource<sup>1</sup> at Four Eagles and processing solution in place
- ✓ Next two key milestones:
  - Approval of exploration tunnel; and
  - Grow the high-grade gold resource

(1) JORC Resource Announcement 15 June 2023 “Maiden Mineral Resource at Four Eagles project”  
(2) Fosterville-Gold-Mine-Victoria-Australia-Updated-NI-43-101-Technical-ReportApr-1-2019  
(3) <https://earthresources.vic.gov.au/geology-exploration/minerals/metals/gold>  
(4) CYL Announcement 24 March 2025 “Catalyst to sell Henty while simultaneously unlocking value in Victoria”

# Four Eagles Gold Project – New trend identified parallel to Boyd’s Dam trend

Newly identified Cunneen’s is a 1.4km trend, parallel to Boyd’s Dam

← Road to Maldon Processing Plant  
100km

5m @ 13.1g/t Au  
1m @ 5.4g/t Au  
3m @ 2.5g/t Au

Cunneen’s

1.4km

6m @ 82.7g/t Au  
0.4m @ 152g/t Au  
8m @ 4.0g/t Au  
3m @ 9.7g/t Au

Pickles

Hayanmi East

1.6km

Proposed Exploration Tunnel

Hayanmi

Box Cut

Boyd’s Dam  
93koz @ 5g/t'  
(Indicated Resource)

Iris  
70koz @ 26g/t'  
(Inferred Resource)

Boyd’s East

Eagle 5

Bullock

1m @ 43.5g/t Au

1m @ 7.3g/t Au



# Appendices



# Group Reserves and Resources

Reserves	Proven			Probable			Total		
	Tonnes (kt)	Grade (g/t Au)	Ounces (koz)	Tonnes (kt)	Grade (g/t Au)	Ounces (koz)	Tonnes (kt)	Grade (g/t Au)	Ounces (koz)
<b>Ore Reserve</b>									
Plutonic Underground <sup>5</sup>	-	-	-	7,448	2.6	616	7,448	2.6	616
Plutonic East Underground <sup>5</sup>	-	-	-	456	2.5	36	456	2.5	36
Trident Underground <sup>4</sup>	-	-	-	1,199	4.7	182	1,199	4.7	182
Trident West Open Pit <sup>4</sup>	-	-	-	144	1.4	6	144	1.4	6
K2 Underground <sup>5</sup>	-	-	-	147	4.3	20	147	4.3	20
<b>Group Total</b>	-	-	-	<b>9,394</b>	<b>2.9</b>	<b>861</b>	<b>9,394</b>	<b>2.9</b>	<b>861</b>

Resources	Measured			Indicated			Inferred			Total		
	Tonnes (Mt)	Grade (g/t Au)	Ounces (koz)	Tonnes (Mt)	Grade (g/t Au)	Ounces (koz)	Tonnes (Mt)	Grade (g/t Au)	Ounces (koz)	Tonnes (Mt)	Grade (g/t Au)	Ounces (koz)
Plutonic Underground <sup>5</sup>	-	-	-	16.5	2.9	1,536	0.7	2.6	62	17.2	2.9	1,598
Trident Underground <sup>4</sup>	-	-	-	2.6	6.4	527	2.1	3.9	268	4.7	5.3	795
Trident West Open Pit <sup>4</sup>	-	-	-	0.4	1.3	16	-	-	-	0.4	1.3	16
K2 Underground <sup>1</sup>	-	-	-	0.2	4.2	31	0.5	3.4	49	0.7	3.6	81
Plutonic East Underground <sup>5</sup>	-	-	-	0.9	2.8	80	1.3	2.4	102	2.2	2.5	182
Triple-P & Zone-B Underground <sup>6</sup>	-	-	-	-	-	-	0.2	4.3	24	0.2	4.3	24
Marwest & Mars Open Pit <sup>6</sup>	-	-	-	0.7	2	45	-	-	-	0.7	2	45
Mareast Open Pit <sup>6</sup>	-	-	-	0.5	1.9	30	-	-	-	0.5	1.9	30
EastMareast Open Pit <sup>6</sup>	-	-	-	0.2	1.1	8	-	-	-	0.2	1.1	8
Wedgetail Open Pit <sup>6</sup>	-	-	-	0.2	1.7	10	-	-	-	0.2	1.7	10
PHB-1 (K3) Open Pit <sup>7</sup>	-	-	-	0.1	2.2	7	0.1	2.8	7	0.2	2.5	14
K1 Open Pit <sup>7</sup> (CYL interest 95.9%)	-	-	-	-	-	-	0.9	2.1	61	0.9	2.1	61
Triple-P & Triple-P Sth Open Pit <sup>6</sup>	-	-	-	0.6	2.1	42	0.5	1.4	21	1.1	1.8	63
Albatross & Flamingo OP <sup>6</sup>	-	-	-	-	-	-	0.9	1.4	38	0.9	1.4	38
Cinnamon Open Pit <sup>6</sup>	-	-	-	1.5	1.8	86	0.5	1.9	32	2	1.8	119
Zone 400 Underground <sup>8</sup>	-	-	-	0.9	4.8	135	0.1	2.2	5	0.9	4.6	140
Zone 400 Open Pit <sup>9</sup>	-	-	-	0.1	2.8	13	-	-	-	0.1	2.8	13
Zone 250 Open Pit <sup>8</sup>	-	-	-	1	1.6	53	-	-	-	1	1.6	53
<b>Total Plutonic and Marymia</b>	-	-	-	<b>26</b>	<b>3.1</b>	<b>2,619</b>	<b>8</b>	<b>2.7</b>	<b>669</b>	<b>34</b>	<b>3.0</b>	<b>3,290</b>
Boyd's Dam <sup>1</sup>	-	-	-	0.5	5	73	0.1	5	20	0.6	5	93
Iris Zone <sup>1</sup>	-	-	-	-	-	-	0.1	26.2	70	0.1	6	70
<b>Total Bendigo</b>	-	-	-	<b>0.5</b>	<b>5</b>	<b>73</b>	<b>0.2</b>	<b>13.3</b>	<b>90</b>	<b>0.7</b>	<b>7.7</b>	<b>163</b>
<b>Group Total</b>	-	-	-	<b>27</b>	<b>3.1</b>	<b>2,692</b>	<b>8</b>	<b>3.0</b>	<b>759</b>	<b>35</b>	<b>3.1</b>	<b>3,453</b>

(1) CYL announcement 15 June 2023 "Maiden Mineral Resource of 163,000oz at Four Eagles project"  
(2) CYL announcement 8 December 2023 "Plutonic and Trident Reserves and Resources - Updated"  
(3) CYL announcement 6 August 2024 "Mineral Resource Update for K2 and Plutonic East Underground Mines"  
(4) CYL announcement 3 July 2024 "Trident Maiden Reserve Underpins Low-Cost Development"

5) CYL announcement 11 September 2024 "1Moz Reserve allows Catalyst to double production for A\$31m"  
6) CYL announcement 22 February 2023 "Marymia Gold Project Mineral Resource - Updated".  
7) CYL announcement 31 January 2025 "K1 and K3 Mineral Resource Update"  
8) CYL announcement 8 May 2025 "Catalyst acquires Old Highway Gold Project"  
9) CYL announcement 4 August 2025 "Trident Mineral Resource Update"

# Disclaimers

---

## EXPLORATION TARGETS

### Methodology

Exploration targets for Baltic Deeps were generated as follows:

- Each exploration area used an adjacent portion (with similar scale extents) of the 2023 Plutonic MRE as a proxy for total mineralization endowment.
- As Plutonic is a stacked lode system, each proxy area was then reported as a grade tonnage curve for indicated and inferred material over a given volume of mine mafic (being the host lithology).
- The proxy grade tonnage curve was then volume corrected against the volume of mine mafic in the relevant target area.
- A confidence factor was then applied to this target area relative to its proxy, this = 75% of the initial target grade tonnage curve. This factor allows for a possible decrease in mineralisation intensity and also takes into consideration the relative level of geological and volume uncertainty related to the mine mafic host lithology.
- All exploration targets use a nominal 1.5 g/t cutoff grade.

The Exploration Target has been prepared and reported in accordance with the 2012 edition of the JORC Code. The potential quantity and grade of the Exploration Target is conceptual in nature. There has been insufficient exploration to estimate a Mineral Resource. It is uncertain if further exploration will result in the estimation of a Mineral Resource.

The following ranges are considered appropriate for the exploration target for Baltic Deeps Upper:

- Ounces: ~420 – 610koz
- Tonnes: ~3.1 Mt – 3.7 Mt
- Grade: ~4.2 – 5.1 g/t Au

### Competent Person's Statement

- The information in this presentation to which this Exploration Target relates is based on information compiled by Mr Andrew Finch, BSc, a Competent Person who is a current Member of Australian Institute of Geoscientists (MAIG 3827). Mr Finch, Geology Manager, at Catalyst Metals Ltd has sufficient experience relevant to the style of mineralisation and deposit type under consideration and to the activities being undertaken to qualify as a Competent Person as defined in the 2012 Edition of the Australasian Code for Reporting of Exploration Results, Mineral Resources and Ore Reserves. Mr Finch consents to the inclusion in the report of matters based on his information in the form and context in which it appears.

# Disclaimers

---

## PRODUCTION TARGETS

### Production Targets

The Company's production targets and forecast financial is extracted from the Company's following ASX announcements:

- "1Moz Reserve allows Catalyst to double production for A\$31m" on 11 September 2024 which outlines the Company 3-year production targets to FY27; and
- "Catalyst acquires Old Highway Gold Project" on 8 May 2025 which outlines production targets on the recently announced acquisition of the Old Highway Project.

The Company notes that since its production guidance was provided on 11 September 2024 the Company has divested the Henty Gold Project and entered into an agreement to acquire the Old Highway Project. The Henty Gold Project production forecast (of approximately 25-30koz pa) have been removed from the Company's production targets. Old Highway Project production targets are outlined in the Company's ASX announcement on 8 May 2025.

The Company confirms that, other the removal if the Henty Gold Project from its production targets, all material assumptions underlying the production targets and forecast financial information derived therefrom in the ASX announcements continue to apply and have not materially changes.

### Aspirational statements

The Company's vision to be a +200koz producer for 10 years outlined in this presentation are aspirational statements (and not a production targets) and the Company does not have reasonable grounds to believe this can be achieved.

These statements are of an aspiration nature as:

- Whilst the Company has released production targets out to FY27, it has not undertaken the necessary work to extend its production targets beyond this FY27 and substantial further work would be required before it was in a position to do so
- The vision to be a 200koz producer beyond FY27 is dependent on a number of factors including the exploration success, ore reserves and mineral resources definition, feasibility studies and development of a 10 year mine plan.

# Disclaimers

---

## **FUTURE PERFORMANCE AND FORWARD-LOOKING STATEMENTS**

Some statements in this Presentation regarding estimates or future events are forward-looking statements. They include indications of, and guidance on, future matters. Forward-looking statements include, but are not limited to, statements preceded by words such as “planned”, “expected”, “projected”, “estimated”, “may”, “scheduled”, “intends”, “anticipates”, “believes”, “potential”, “could”, “nominal”, “conceptual” and similar expressions. Forward-looking statements, opinions and estimates included in this Presentation are based on assumptions and contingencies which are subject to change without notice, as are statements about market and industry trends, which are based on interpretations of current market conditions.

Forward-looking statements are provided as a general guide only and should not be relied on as a guarantee of future performance. Forward-looking statements may be affected by a range of variables and risks that could cause actual results to differ from estimated results and may cause Catalyst’s actual performance and financial results in future periods to materially differ from any projections of future performance or results expressed or implied by such forward-looking statements. These risks and uncertainties include but are not limited to liabilities inherent in mine development and production, geological, mining and processing technical problems, the inability to obtain any additional mine licenses, permits and other regulatory approvals required in connection with mining and third party processing operations, competition for among other things, capital, acquisition of reserves, undeveloped lands and skilled personnel, incorrect assessments of the value of acquisitions, changes in commodity prices and exchange rate, currency and interest fluctuations, various events which could disrupt operations and/or the transportation of mineral products, including labour stoppages and severe weather conditions, the demand for and availability of transportation services, the ability to secure adequate financing and management’s ability to anticipate and manage the foregoing factors and risks. These and other factors should be considered carefully and readers should not place undue reliance on such forward-looking information. There can be no assurance that forward-looking statements will prove to be correct.

The information in this Presentation that relates to the Production Targets Catalyst’s projects are extracted from Catalyst’s ASX announcement of 11<sup>th</sup> September 2024 titled “1Moz Reserve allows Catalyst to double production for A\$31m”. Catalyst confirms that all material assumptions underpinning the Production Targets continue to apply and have not materially changed.

## **JORC CODE 2012 Mineral Resources, Ore Reserves, Exploration Results and Production Target**

The information in this presentation that relates to a production targets, exploration results or estimates of mineral resources and ore reserves are extracted from ASX announcements referenced throughout the presentation and below and available on the Company website [www.catalystmetals.com.au](http://www.catalystmetals.com.au) and the ASX website (ASX code: CYL):

Catalyst confirms that it is not aware of any new information or data that materially affects the information included in the original market announcements and that all material assumptions and technical parameters underpinning the estimates in the relevant market announcements continue to apply and have not materially changed. The Company confirms that the form and context in which the Competent Persons findings are presented have not been materially modified from the original market announcements.

Catalyst confirms that all material assumptions underpinning the production targets, or the forecast financial information derived from a production target, in the initial public report continue to apply and have not materially changed.

Full details of the Exploration Results and Mineral Resource estimate for the Plutonic Gold Belt contained in this Presentation are provided in Catalyst’s ASX announcement, dated 20 February 2023 entitled “Marymia Gold Project Mineral Resource”, announcement dated 8 December 2023 entitled “Plutonic and Trident Reserves and Resources - Updated”, announcement dated 3 July 2024 entitled “Trident Maiden Reserve Underpins Low-Cost Development”, announcement dated 6 August 2024 “K2 and Plutonic East Mineral Resource Update”, CYL announcement 11 October 2024 “Annual Mineral Resource and Ore Reserve Update” and CYL announcement 31 January 2025 “K1 and K3 Mineral Resource Update”. For the purposes of ASX Listing Rule 5.23.2, Catalyst confirms that it is not aware of any new information or data that materially affects the information included in those announcements and that all material assumptions and technical parameters underpinning the relevant Minerals Resource estimate in that announcement continue to apply and have not materially changed.

All drill results for the Marymia Gold Project have been previously released on ASX by Vango Mining Limited (Vango) and are publicly available at [www.asx.com.au](http://www.asx.com.au). The Mineral Resource Estimate for the Marymia Gold Project dated 20 February 2023 entitled “Marymia Gold Project Mineral Resource” has been compiled by the same Competent Person that provided the original Mineral Resource Estimates for Vango, and those estimates have been reviewed using updated gold price and cost information. The Competent Person who signed off on drill results for Vango has also signed off for Catalyst. Catalyst confirms that it is not aware of any new information or data that materially affects the information included in those announcements that has not been released to on the ASX by Catalyst Metals Ltd.

# Disclaimers

## IMPORTANT NOTICE AND DISCLAIMER

This investor presentation (the Presentation) has been prepared by Catalyst Metals Limited (ASX: CYL) (Catalyst or the Company).

## SUMMARY INFORMATION

This Presentation contains summary information about Catalyst its respective subsidiaries and activities and is current as at the date of this Presentation, unless otherwise indicated. The information in this Presentation is of general nature, provided for information purposes only, and does not purport to be complete.

This Presentation is not, and should not be considered an invitation or recommendation to subscribe for, acquire or buy any securities of Catalyst in any jurisdiction. This Presentation does not purport to contain all the information that an investor should consider when making any investment decision involving Catalyst nor does it contain all the information which would be required in a prospectus, registration statement, or other disclosure document prepared in accordance with the requirements of applicable securities laws and/or corporate laws of Australia, Canada, the United States, or any other jurisdiction, and further, has not been lodged with the Australian Securities and Investments Commission (ASIC) or any securities regulatory authority in Canada, the United States, or any other jurisdiction.

## INFORMATION ABOUT CATALYST

The historical information in this Presentation with respect to Catalyst is, or is based upon, information that has been released to the Australian Stock Exchange (ASX) in Australia. This Presentation should be read in conjunction with Catalyst's other periodic and continuous disclosure announcements lodged with the ASX, which are available at [www.asx.com.au](http://www.asx.com.au).

## THIRD PARTY INFORMATION

Certain information contained on this Presentation with respect to other companies and their business and operation, as well as market and industry data, has been obtained or quoted from publicly available sources, such as continuous disclosure documents, independent publications, media articles, third party websites (collectively, the "Publications"). In certain cases, these sources make no representations as to the reliability of the information they publish. Further, the analyses and opinions reflected in these Publications are subject to a series of assumptions about future events. There are a number of factors that can cause the results to differ materially from those described in these publications. None of Catalyst or their respective representatives have independently verified the accuracy or completeness of the information contained in the Publications or assume any responsibility for the completeness or accuracy of the information derived from these Publications.

This Presentation does not constitute an offer to sell, or a solicitation of an offer to buy any securities in any jurisdiction. The distribution of this Presentation and the offer of securities is restricted in jurisdictions outside Australia. See the section of this Presentation captioned "International Offering Jurisdictions" for more information. Any failure to comply with such restrictions could constitute a violation of applicable securities laws.

## CERTAIN UNITED STATES MATTERS

This Presentation has been prepared for publication in Australia and Canada and may not be released to US wire services or be distributed or released in the United States. This document does not constitute an offer to sell, or a solicitation of an offer to buy, any securities in the United States or in any other jurisdiction in which such offer, solicitation or sale would be unlawful. The securities of Catalyst have not been, and will not, be registered under the U.S. Securities Act of 1933, as amended (the U.S. Securities Act) or any state securities laws and may not be offered or sold in the United States except in transactions exempt from, or not subject to, the registration of the U.S. Securities Act and applicable securities laws of any state or other jurisdiction of the United States.

## NO FINANCIAL PRODUCT OR INVESTMENT ADVICE

This Presentation, and the information provided in it, does not constitute, and is not intended to constitute, financial product or investment advice, financial, legal, tax accounting or other advice, or a recommendation to acquire any securities of Catalyst. It has been prepared without taking into account the objectives, financial or tax situation or particular needs of any individual investor. Before making any investment decision with respect to Catalyst, prospective investors should consider the appropriateness of the information having regard to their own objectives, financial and tax situation and needs and seek professional advice from their legal, financial, taxation or other independent adviser (having regard to the requirements of all relevant jurisdictions). Catalyst is not licensed to provide financial product advice in respect of an investment in any securities.

The release, publication or distribution of this Presentation (including an electronic copy) outside Australia may be restricted by law. If you come into possession of this presentation, you should observe restrictions and should seek your own advice on restrictions. Any non-compliance with these restrictions may contravene applicable securities laws.

## EFFECT OF ROUNDING

A number of figures, amounts, percentages, estimates, calculations of value and fractions in this Presentation are subject to the effect of rounding. Accordingly, the actual calculation of these figures may differ from the figures set out in this Presentation.

## PAST PERFORMANCE

Past performance information given in this Presentation is given for illustrative purposes only and should not be relied upon as (and is not) an indication of future performance.



## Contact

**Craig Dingley**

Catalyst Metals

E: [investors@catalystmetals.com.au](mailto:investors@catalystmetals.com.au)

T: +61 8 6324 0090