DATELINE RESOURCES

2026

Annual Report

Year ending 30 June 2026

ASX: DTR
OTCQB: DTREF
FSE: YE1

ABN: 63 149 105 653

Contents

Corporate Directory	2
Managing Director's Letter	3
Review of Operations	5
Directors' Report	16
Auditor's Independence Declaration	27
Consolidated Statement of Profit or Loss and Other Comprehensive Income	29
Consolidated Statement of Financial Position	30
Consolidated Statement of Changes in Equity	31
Consolidated Statement of Cash Flows	32
Notes to the Financial Statements	33
Directors' Declaration	60
Consolidated Entity Disclosure Statement	61
Independent Auditor's Report	63
Additional Information	69

Corporate Directory

Board of Directors
Mark Johnson AO – Chairman (deceased 27 Oct '26)
Stephen Baghdadi – Managing Director
Phillips Baker Jr - Non-Executive Director (appointed 5 Jan '26)
George Brack - Non-Executive Director (appointed 5 Jan '26)
Tony Ferguson – Non-Executive Director
Greg Hall – Non-Executive Director
Bill Lannen – Non-Executive Director (resigned 3 Oct '25)

Management
Simon Slesarewich – Chief Operating Officer
John Smith – CFO/ Company Secretary
Andrew Rowell – Investor Affairs Manager

Registered Office and Principal Place of Business
Level 17, 2 Chifley Square
Sydney, NSW, 2000
+61 (02) 9375 2353

Australian Business Number (ABN)
63 149 105 653

Stock Exchanges
Australian Securities Exchange (ASX): DTR
OTCQB Venture Markets (US): DTREF
Frankfurt Stock Exchange (Germany): YE1

The Company's Corporate Governance Statement can be found on the Company's website www.datelineresources.com.au

Auditors
DFK Laurence Varnay Auditors Pty Ltd
Level 22, 222 Pitt Street,
Sydney NSW 2000
Website: www.dfklv.com.au

International Auditors
Ernst & Young
200 George Street,
Sydney, NSW, 2000

Share Registry (ASX and OTCQB)
Automic Group
GPO Box 5193,
Sydney NSW 2001
www.automicgroup.com.au
1300 288 664 (within Australia)
+61 2 9698 5414 (outside Australia)

Solicitors
K & L Gates
Level 31, 1 O'Connell Street
Sydney NSW 2000
Website: www.klgates.com

Bankers
Commonwealth Bank of Australia
48 Martin Place, Sydney NSW 2000
Website: www.commbank.com.au

Domicile & Country of Incorporation
Australia

Managing Director's Letter

Dear fellow shareholder,

It is my pleasure to present the Annual Report for Dateline Resources Limited for the financial year ending 30 June 2026.

The year was defined by substantial progress at our 100%-owned Colosseum Gold and Rare Earths Project. We completed the Bankable Feasibility Study, advanced project delivery and financing, commenced rare earth drilling, and broadened our exposure to strategic minerals through Music Valley.
The Colosseum Bankable Feasibility Study, announced in May 2026, confirmed a technically straightforward restart with strong economics. It is founded on a 20.6 million tonne Ore Reserve at 0.95g/t gold and a conventional 2Mtpa carbon-in-leach plant, with all material in the production target drawn from Measured and Indicated Mineral Resources.

Key highlights of the Colosseum BFS include:

- 573,000 ounces of gold production over an initial 10.4-year mine life
- Average annual production of 75,400 ounces during the first six years
- Undiscounted pre-tax free cash flow of US$1.082 billion at a US$4,200 per ounce gold price
- Pre-tax NPV_5 of US$785 million and pre-tax IRR of 49.5%
- Pre-production capital of US$249 million plus a US$25 million contingency
- All-in Sustaining Cost of US$1,825 per ounce and a low 3:1 strip ratio

Completion of the BFS allowed the Company to move from study into execution planning. Before the recent court order, the following workstreams were being advanced:

- Front-End Engineering and Design for the processing plant with GR Engineering Services
- Appointment of Alvarez & Marsal to strengthen construction and project-management capability
- Appointment of GenCap to lead project-financing discussions
- Early procurement and site-readiness initiatives, supported by a significantly strengthened balance sheet

Rare earth exploration also moved into a new phase. Integrated gravity, magnetic, radiometric, IP and magneto-telluric data defined compelling carbonatite targets at Colosseum. A 24-hole diamond program commenced in the March quarter to test targets across the claim area at Colosseum, with eight holes completed to date.

We also introduced Music Valley, our 100%-owned heavy rare earth project in Riverside and San Bernardino Counties, California. Historical USGS work reported xenotime-hosted mineralisation in the Pinto Gneiss unit. Following initial geophysics, our initial mapping and sampling confirmed rare earth mineralisation across all three priority areas, with all 33 rock-chip samples anomalous in REEs, with results up to 7.13% TREO.

We must also address the National Parks Conservation Association proceedings. NPCA commenced proceedings against United States federal agencies challenging the National Park Service's 2025 acknowledgement that Colosseum's existing Plan of Operations remained in effect. Dateline was not an original defendant, but sought and obtained leave to intervene so that the Company's interests could be represented directly.

After year end, on 10 August 2026, the Court granted a preliminary injunction requiring Dateline and its U.S. subsidiary to halt operations at Colosseum in an orderly and safe manner until the injunction is lifted or a final judgment is delivered. This is not a final determination of NPCA's claims. The Court did not finally decide whether the BLM Plan expired or whether the Company's work falls within its scope. A status hearing is scheduled for October 2026.

We have complied fully with the order; however the Company and the US Government have applied to the District Court for a stay of the injunction whilst it is appealed. In the meantime, our priorities are to protect Colosseum, maintain disciplined capital management and preserve the technical readiness required for an efficient restart.

The Company's financial position was strengthened during the year through institutional placements and option exercises. That support gives us the capacity to manage the present circumstances.

Our strategy remains clear. Realise the value demonstrated by the Colosseum BFS, progress the legal and regulatory pathway responsibly, test the rare earth potential at Colosseum when operations can resume, and advance Music Valley through disciplined, evidence-led exploration.

We enter the new year with a high-quality asset base, an experienced Board and development team, and a strong commitment to safe operations, sound governance and constructive engagement with governments, communities and other stakeholders.

Tribute to Mark Johnson AO

It is with great sadness that I advise shareholders that our Chairman, Mark Johnson AO, has passed away following a brief period of ill health. On behalf of the Board, our team and our shareholders, I want to pay tribute to Mr. Johnson, whose contribution to Dateline since 2013 has been immense, and whose influence on this Company will endure long after his departure.

Mark brought to Dateline a stature that few companies of our size are ever fortunate enough to command. A former Deputy Chairman of Macquarie Bank, a long-serving member of the APEC Business Advisory Council and an Officer of the Order of Australia, he spent more than half a century at the highest levels of banking, corporate finance and public life. He could have lent his name and his judgement to any enterprise he chose. That he gave so generously of both to Dateline is something for which all of us are profoundly grateful.

Throughout his tenure, Mark was far more than a Chairman. He guided the Company through its most challenging periods with calm authority, and championed the vision that has taken Colosseum from a dormant mine to a fully studied, bankable development. His counsel was always measured, his integrity beyond question and his commitment to shareholders unwavering. He set the standard for governance at Dateline, and his insistence that things be done properly is embedded in how this Company operates today. Much of what Dateline has become, and much of what it will yet achieve, rests on foundations that Mark helped to lay.

On a personal note, working alongside Mark for more than a decade has been one of the great privileges of my career. I valued his wisdom, his generosity and his friendship more than I can adequately express. On behalf of everyone at Dateline, I thank Mark for his extraordinary service, and our warmest thoughts and very best wishes are with his family and friends.

Yours faithfully,

Stephen Baghdadi
Managing Director

Review of Operations

For the year ended 30 June 2026

Dateline Resources Limited's principal focus during the year was the advancement of its 100%-owned Colosseum Gold and Rare Earth Element (**REE**) Project in San Bernardino County, California, USA. The Company also expanded its United States critical minerals portfolio through full ownership of the Argos Strontium Project and the acquisition and consolidation of the Music Valley Heavy Rare Earth Element (**HREE**) Project.

The year represented a significant transition from project evaluation to development readiness. Dateline completed the Colosseum Bankable Feasibility Study (**BFS**), reported a maiden JORC 2012 Ore Reserve, progressed front-end engineering and long-lead procurement, advanced project financing and completed major gold and REE drilling programs. Three institutional placements raised A$110 million before costs, and cash at bank at 30 June 2026 was A$85.8 million.

Figure 1: Dateline Resources Project Location Plan, California

FY2026 operational highlights

- Completion of the Colosseum BFS, which defined a 10.4-year open-pit operation producing 573,000 ounces of gold and a maiden Ore Reserve of 20.6Mt at 0.95g/t Au for 630,000 ounces.[1]
- The mining schedule mines and processes high grade material, averaging 75koz during the first six years before transitioning to stockpile processing[1].
- Base-case pre-tax project economics of US$785 million NPV at a 5% discount rate, 49.5% IRR and US$1.082 billion undiscounted free cash flow using a gold price of US$4,200 per ounce.[2]
- Wide gold intersections extended North Pit mineralisation to the northeast beyond the Mineral Resource envelope, supporting a potential underground mining target that is not included in the Ore Reserve.[3,4,5,6]

[1] ASX Announcement 11 May 2026 - Colosseum BFS Confirms High Margin Gold Project
[2] Economic outcomes were as at 11 May 2026 and based on the development schedule and timetable included in the Bankable Feasibility Study
[3] ASX Announcement 15 May 2026 – Underground Gold Potential Grows at Colosseum
[4] ASX Announcement 12 February 2026 – Gold System Expands in NE North Pipe at Colosseum
[5] ASX Announcement 12 January 2026 – Wide Gold Intercepts Extend Beyond Colosseum Resource Zones
[6] ASX Announcement 15 December 2025 – Drill Results Confirm More Wide Gold Hits at Colosseum

- Music Valley was acquired and expanded to 21,820 acres. Airborne magnetic and radiometric data, mapping and sampling defined three priority HREE target areas associated with Pinto Gneiss and thorium-rich structural domains.[7]
- The Company secured 100% ownership of the Argos Strontium Project, a high-grade, near-surface celestite deposit with strategic relevance to domestic United States mineral supply.[8]
- GenCap Mining Advisory was appointed to lead the Colosseum financing process and Alvarez & Marsal was appointed as construction manager and integrated owner's team.[9]

Colosseum Gold and Rare Earth Project (Dateline 100%)

Colosseum is a past-producing gold mine located approximately 10 kilometres north of the Mountain Pass rare earth mine. Dateline acquired the project from Barrick Gold Corporation in 2021 together with the patented mining claims, unpatented claims, historical operating data, an approved Plan of Operations and associated mining rights. The project remained the Company's principal development and exploration asset throughout FY2026.

Bankable Feasibility Study

The BFS[1] confirmed the technical and financial potential of redeveloping Colosseum as a conventional open-pit, truck-and-shovel operation. Ore from the North and South breccia pipes is planned to be processed through a 2.0Mtpa carbon-in-leach plant. Mining is concentrated in the first six years, producing an average of 75,000 ounces per annum. Lower-grade stockpiles are then processed over the balance of the initial 10.4-year operating period.

The BFS was based entirely on Measured and Indicated Mineral Resources. It reported a maiden Ore Reserve of 20.6Mt at 0.95g/t Au for 630,000 ounces, comprising 14.1Mt at 1.06g/t Au in the Proved category and 6.5Mt at 0.72g/t Au in the Probable category. An additional 55,000 ounces of Inferred Mineral Resources within the pit shell and the North Pit northeast extension were excluded from the Ore Reserve.

Table 1: Colosseum Bankable Feasibility Study key outcomes[1]

Parameter	Unit	Base case
Gold price	US$/oz	4,200
Mine life	years	10.4
Total ore mined and milled	Mt	20.6
Average head grade	g/t Au	0.95
Average recovery	%	91
Total net gold produced	koz	573
Average annual production, years 1-6	koz pa	75.4
Peak annual gold production	koz	102
Strip ratio	waste:ore	3.0:1
Pre-production capital	US$M	249
Contingency	US$M	25
Undiscounted pre-tax free cash flow	US$M	1,082
Pre-tax NPV_5	US$M	785
Pre-tax IRR	%	49.5
Post-tax NPV_5	US$M	551
Post-tax IRR	%	38.6
All-in sustaining cost	US$/oz	1,825

Source: ASX announcement dated 11 May 2026. Base case gold price US$4,200/oz. Operating and capital cost estimates were reported to an accuracy of ±15%. Economic outcomes were based upon the development and operating timetable assumptions included in the BFS.

[7] ASX Announcement 27 February 2026 – Dateline Acquires U.S. High-Grade Heavy Rare Earths Project
[8] ASX Announcement 16 September 2025 – Dateline Strengthens U.S. Critical Minerals Portfolio
[9] ASX Announcement 19 May 2026 – Colosseum Funding Mandate Awarded

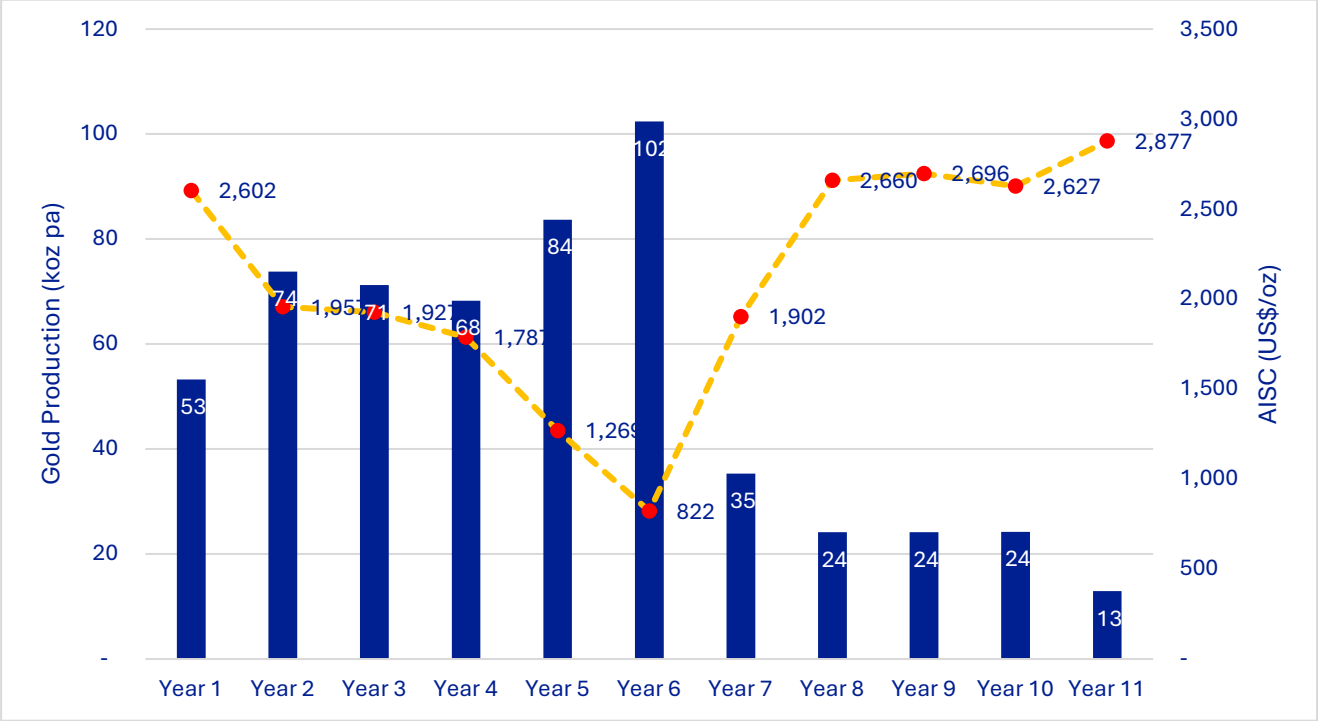

Figure 2: Annual Gold Production and AISC (@USD4,200/oz)

Engineering, site readiness and financing

GR Engineering Services progressed front-end engineering and design for the processing plant. During the year Dateline completed metallurgical testwork that confirmed gold recoveries of 91% to 92% at a 106-micron grind size, advanced geotechnical and hydrology studies, refined the mine design and schedule, and adopted a closed-loop water-management strategy incorporating filtered, dry-stacked tailings.[1]

Site-readiness work included rehabilitation of the access road, optioning a nearby laydown and storage property with two water bores, assessment of historical plant foundations for potential reuse, planning for restoration of grid power and sourcing key long-lead equipment.[10,11,12]

Following the BFS, GenCap Mining Advisory was mandated to manage the project-financing process[9]. A due-diligence data room was established and initial proposals were received from prospective financiers. Alvarez & Marsal was appointed construction manager and integrated owner's team to support contracting, project controls, construction management, health, safety, environment and quality, operational readiness and governance.[13]

Gold exploration drilling

A 10,000-metre drilling program commenced in October 2025, with reverse circulation and diamond drilling undertaken around the North and South pits. The program supported the BFS, refined pit margins and tested extensions to the known breccia pipes. Results confirmed broad near-surface mineralisation and demonstrated that the North Pit breccia pipe remains open to the northeast and at depth.

Table 2: Selected FY2026 Colosseum gold drill intersections

Hole	From (m)	Length (m)	Au (g/t)	Comment
RC25-035	surface	295.64	1.04	North Pit extension
RC25-037	surface	105.15	1.24	North Pit extension
CM25-41	surface	287.3	1.05	includes 17.7m @ 6.13g/t Au
CM26-42	surface	214.0	1.06	includes 87.9m @ 1.59g/t Au

Intercepts are downhole lengths. Refer to the relevant ASX announcements for cut-off grades, sampling methods and JORC Table 1 disclosures.

[10] ASX Announcement 13 October 2025 – Colosseum Feasibility on Schedule
[11] ASX Announcement 29 December 2025 – Water Rights and Infrastructure Property Secured for Colosseum Project
[12] ASX Announcement 19 January 2026 – Colosseum Bankable Feasibility Study Advances to Final Stages
[13] ASX Announcement 22 May 2026 – Alvarez & Marsal Appointed to Manage Colosseum Construction

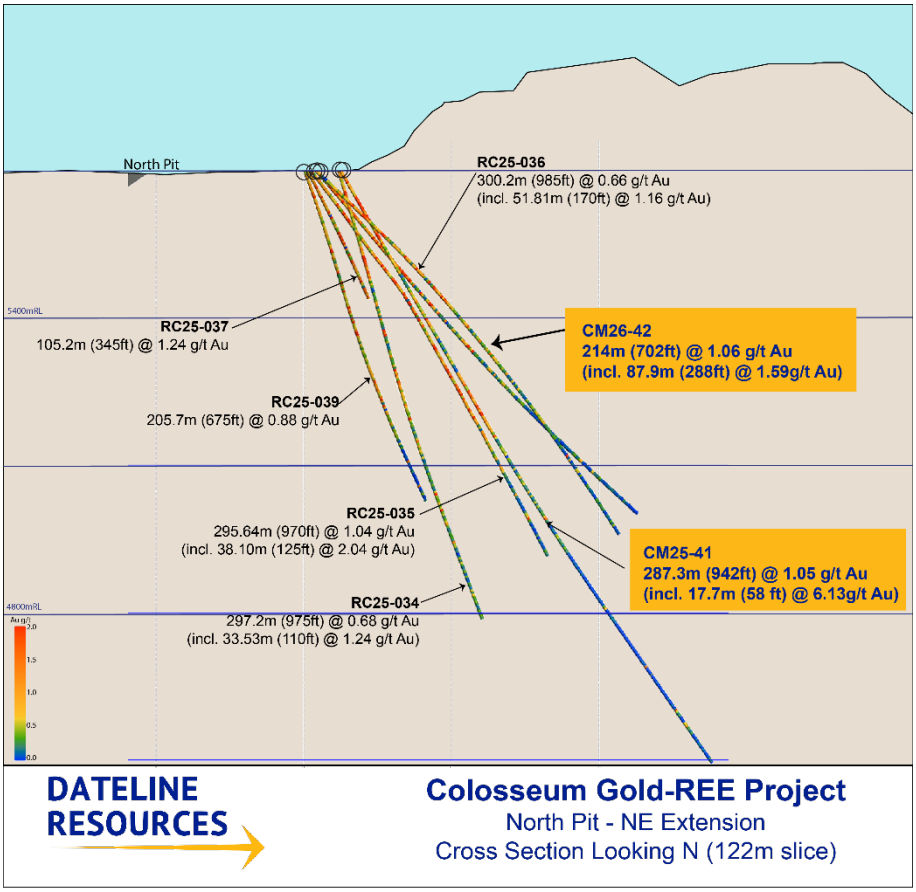

Figure 3: Cross-section of the Colosseum deposit illustrating the existing open pit floor and gold intercepts

The May 2026 results[3] from CM25-41 and CM26-42 extended mineralisation several hundred metres beyond the Mineral Resource envelope used for the BFS. The geometry and continuity of this zone support evaluation of a potential bulk underground mining opportunity following completion of the open-pit phase. This potential is not included in the Mineral Resource, Ore Reserve or BFS production schedule at 30 June 2026.

Regional gold targets

Integration of 3D magneto-telluric, gravity, magnetic, radiometric, geochemical and geological information identified six regional targets with responses comparable to the known mineralised breccia pipes[14]. Four targets were interpreted to have geophysical footprints comparable to, or larger than, the response over the existing Mineral Resource. Independent modelling and target ranking were completed before the drilling campaign, providing a staged program for testing the highest-priority anomalies.

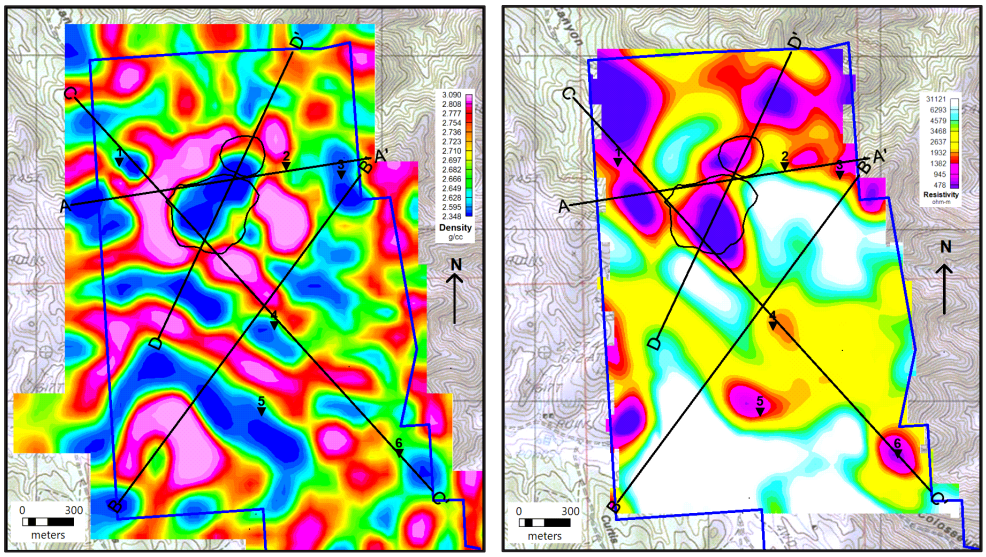

Figure 4: Depth slice at 200m below topography through the 3D density model (left) and resistivity model (right). The new priority targets are labelled 1 to 6 and the positions of the cross sections are also shown.

[14] ASX Announcement 25 February 2026 – Geophysics Points to Large Intact Carbonatite Targets

Rare earth exploration

The Colosseum REE program progressed from target generation to maiden diamond drilling. Mapping identified fenite and trachyte dykes, while gravity, magneto-telluric, induced polarisation, magnetic and radiometric data defined three large, deep targets interpreted as prospective for carbonatite-related REE mineralisation. The priority Clark Mountain Fault Zone target extends for approximately 1.2 kilometres and is approximately 150 to 200 metres wide.

Drilling commenced in the March 2026 quarter and expanded to an 18-hole program. At the end of the June quarter, eight holes for 5,030.2 metres had been completed, with a further eight holes and approximately 8,300 metres planned. Early core observations included dense rocks, biotite-rich alteration, elevated radiation readings and evidence of fenitisation. Assays and geological interpretation were ongoing at year end, and no REE Mineral Resource had been estimated.

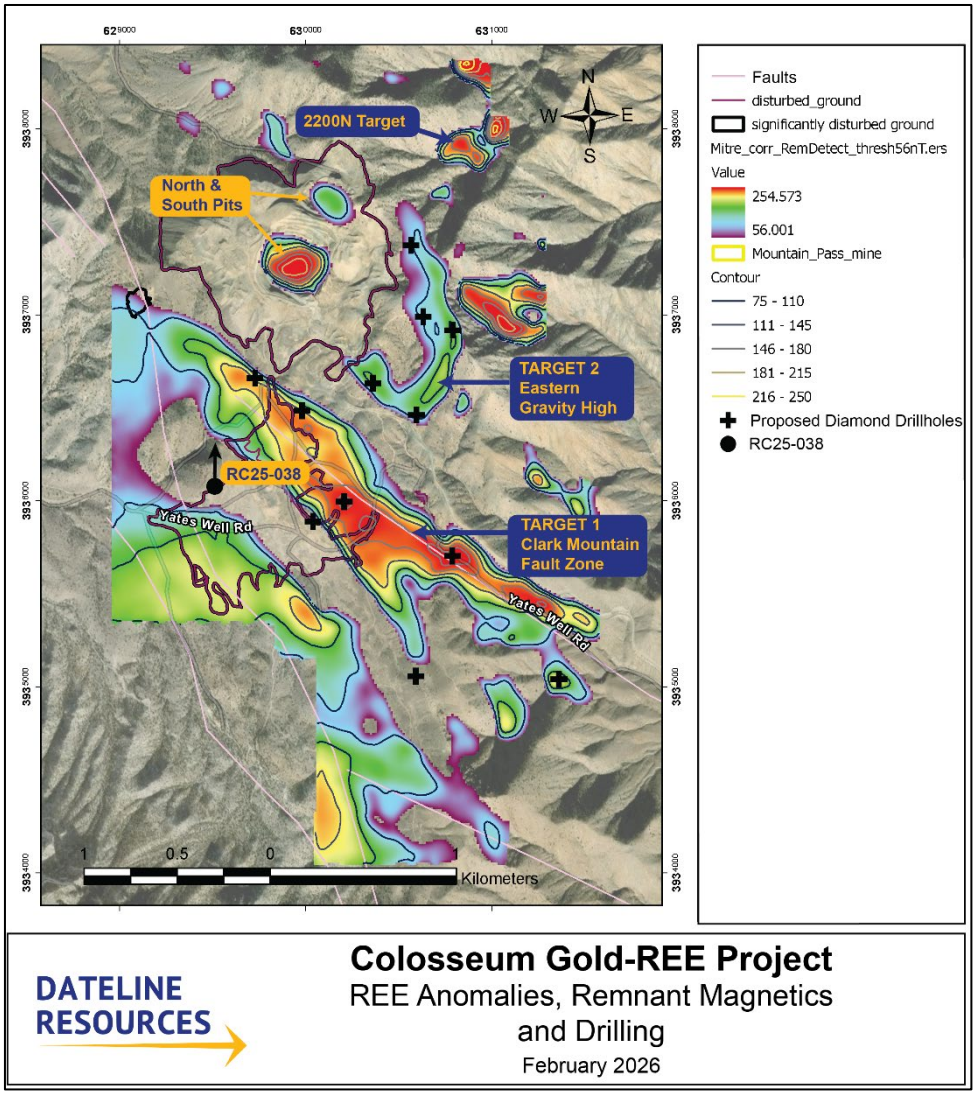

Figure 5: Carbonatite Targets at Colosseum highlighted by remnant magnetics image. Drillhole RC25-038, drilled in the tailings dam area is shown as a circle, with the 12 planned diamond drillholes shown as crosses in the figure.

Mining Rights and National Parks Conservation Association Proceedings

On 15 April 2026, the National Parks Conservation Association (**NPCA**) commenced proceedings in the United States District Court for the Central District of California against the United States Department of the Interior, the National Park Service and related federal parties. The proceedings challenge April 2025 correspondence from federal agencies recognising the continuing validity of Colosseum's approved Plan of Operations and associated valid existing rights. Dateline was not initially named as a party.

Dateline acquired Colosseum from Barrick Gold Corporation with an approved Plan of Operations and valid existing mining rights. All activities continued in accordance with those rights and the applicable regulatory framework.

On 10 August 2026, the Court granted the NPCA a preliminary injunction requiring Dateline and Colosseum Rare Metals Inc. to halt operations at Colosseum in an orderly and safe manner until the injunction is lifted or the proceedings are finally determined. The order is interlocutory and is not a final judgment on the NPCA's claims. Dateline stated that the Court did not decide whether the Bureau of Land Management Plan had expired or whether the Company's work fell within its scope, and that mining could resume once applicable legal and regulatory requirements are satisfied. Dateline is complying with the order and has applied for a stay of the preliminary injunction whilst the decision is appealed. A status hearing is scheduled for October 2026. [12]

Music Valley Heavy Rare Earth Project (Dateline 100%)

In February 2026, Dateline acquired the Music Valley HREE Project in Riverside and San Bernardino Counties, California. The initial acquisition comprised 57 claims over approximately 1,140 acres and included a US$1.0 million strategic equity investment in Fermi Critical Minerals Inc. Historical United States Geological Survey work reported xenotime-hosted HREE mineralisation in biotite-rich Pinto Gneiss, with historical rock-chip results of 6.69% to 15.04% total rare earth oxides. These historical results do not constitute a Mineral Resource.

Dateline rapidly expanded the land position through claim staking. By 30 June 2026 the project comprised 1,092 unpatented claims and covered approximately 21,820 acres. A 2,172 line-kilometre helicopter-borne magnetic and radiometric survey was completed at 30-metre flying height and 50-metre line spacing, followed by specialist mapping and rock-chip sampling.

Interpretation of the geophysical data identified three priority areas where thorium-rich radiometric domains, structural complexity and mapped Pinto Gneiss coincide. Field work confirmed Pinto Gneiss outcrops in the northwest and southern target areas. The priority prospects are located outside the 252 claims that are subject to separate Federal Court proceedings with US1 Critical Minerals Limited and Apex USA Resources LLC.



Figure 6: Th^2/U ratio map (Viridis colour palette, with 5% standard deviation stretch) developed to show high Thorium concentrations relative to normal granite / granite gneiss (Th/U ~1). The three priority prospects are highlighted.

On 15 July 2026, Dateline released results from 33 rock-chip samples collected from the three priority Music Valley target areas[15]. Every sample returned anomalous rare earth values. The Southern target included results of 7.13% TREO, 2.32% TREO and 1.07% TREO from outcrops spaced approximately 650 to 800 metres apart. The northwest target returned a cluster of anomalous samples over approximately 200 metres of strike, including results between 0.68% and 1.09% TREO. The Central target returned values up to 0.66% TREO. The results provide surface geochemical support for follow-up mapping, infill sampling, soil sampling, mineralogical work and drill-target definition.

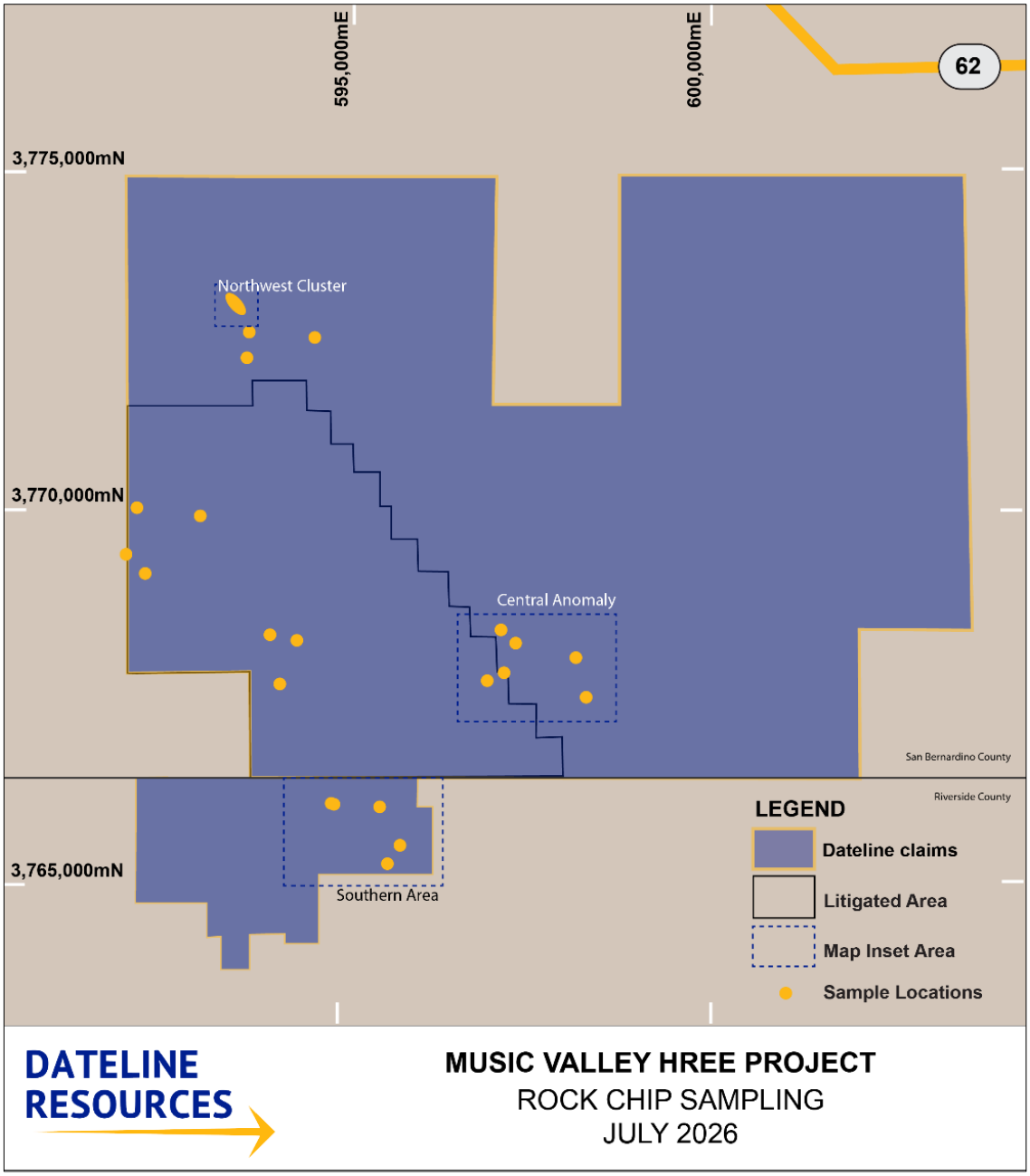

Figure 7: Music Valley Project sampling locations

Legal proceedings relating to Music Valley claims[16]

During the year, US1 Critical Minerals Limited and Apex USA Resources LLC commenced Federal Court of Australia proceedings against Dateline and its Managing Director in relation to 252 potential REE claims in California. Dateline and the Managing Director defended the proceedings. The final hearing commenced on 20 April 2026 and concluded on 16 June 2026, after which judgment was reserved. Dateline voluntarily maintained the status quo in relation to the disputed claims pending judgment. The disputed claims do not include Colosseum, Argos or the three priority Music Valley prospects defined during the year.

[15] ASX Announcement 15 July 2026 – Widespread REE Mineralisation at Music Valley
[16] ASX Announcement 16 June 2026 – Legal Proceedings Update

Argos Strontium Project (Dateline 100%)

Dateline completed the acquisition of the remaining interest in the Argos Strontium Project in September 2025, moving to 100% ownership[8]. Argos comprises four patented claims in San Bernardino County, approximately 100 kilometres from Colosseum and close to road and rail infrastructure.

Argos is a shallow, stratiform celestite deposit. Historical analyses reported material grading up to 95% strontium sulphate, while Dateline's 2023 rock-chip program returned results up to 49.8% SrO, equivalent to 88% $SrSO_4$. A gravity survey had been completed and 3D inversion modelling was planned to assist with future drilling and Mineral Resource definition. No Mineral Resource had been estimated at 30 June 2026.

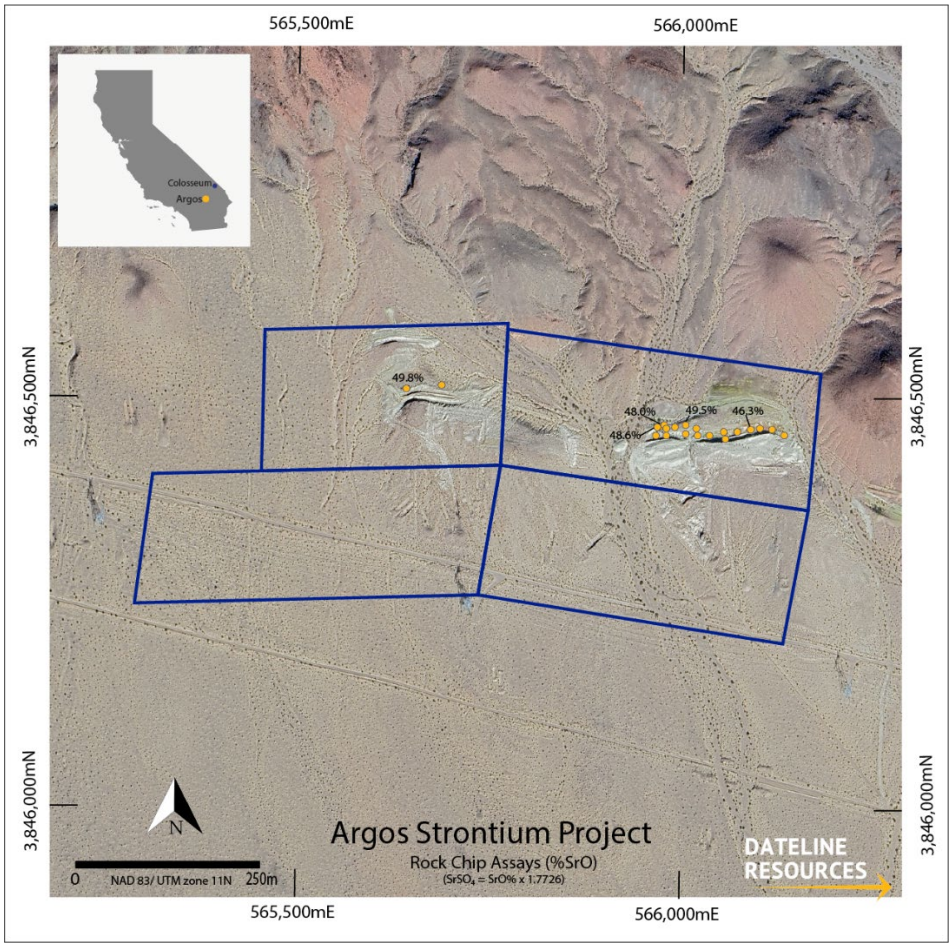

Figure 8: Argos Strontium project, showing claim outline and location of earlier rock chip sampling

Corporate Activity

Dateline completed three strongly supported institutional placements during FY2026, raising total gross proceeds of A$110 million before costs: A$25 million at A$0.215 per share in September 2025, A$35 million at A$0.31 per share in January 2026 and A$50 million at A$0.40 per share in April 2026. The proceeds funded BFS completion, exploration, enabling works, long-lead items, project-financing equity and working capital.[17,18,19]

The Company was admitted to the S&P/ASX All Ordinaries Index[20] in September 2025 and subsequently to the S&P/ASX 300 and the MVIS Global Junior Gold Miners Index[21]. Dateline's shares also commenced trading in Frankfurt under the code YE1, while the Company progressed work toward United States reporting standards and broader access for United States investors.

Simon Slesarewich joined as Chief Operating Officer[22] in August 2025. Bill Lannen resigned as a Non-Executive Director in October 2025. In January 2026, George Brack and Phillips Baker Jr[23] joined the Board as Non-Executive Directors, adding substantial North American mining, finance and operating experience.

[17] ASX Announcement 1 September 2025 - $25M Institutional Cap Raise Boosts Dateline Funds to $35M
[18] ASX Announcement 23 January 2026 - $35M Institutional Raise Lifts Dateline Funds to $58M
[19] ASX Announcement 1 April 2026 - $96M Cash Position to Accelerate Colosseum Development
[20] ASX Announcement 8 September 2025 – Increased Awareness due to All-Ordinaries Index Inclusion
[21] ASX Announcement 6 March 2026 – S&P DJI Announcement March 2026 Quarterly Rebalance
[22] ASX Announcement 18 July 2025 – New Dateline COO to accelerate Colosseum Project
[23] ASX Announcement 5 January 2026 – Dateline Strengthens Board with U.S. Mining Leaders

Events Subsequent to the Reporting Date

The following material developments occurred after 30 June 2026 and before finalisation of this Review of Operations.

Colosseum NPCA proceedings

On 3 July 2026, Dateline and its wholly owned subsidiary, Colosseum Rare Metals Inc., sought leave to intervene as defendants in the NPCA proceedings. On 22 July 2026, the Court granted Dateline and Colosseum Rare Metals Inc. leave to intervene, giving them the right to participate and be heard in the proceedings.

On 10 August 2026, the Court granted the NPCA a preliminary injunction requiring Dateline and Colosseum Rare Metals Inc. to halt operations at Colosseum in an orderly and safe manner until the injunction is lifted or the proceedings are finally determined. Dateline announced the order on 12 August 2026. The order is interlocutory and is not a final judgment on the NPCA's claims. Dateline stated that the Court did not decide whether the Bureau of Land Management Plan had expired or whether the Company's work fell within its scope, and that mining could resume once applicable legal and regulatory requirements are satisfied. Dateline has complied with the order. A status hearing is scheduled for October 2026.

On 21 September 2026, the Company applied for a stay of the preliminary injunction with the US District Court in California. The motion is expected to be reviewed in late October with a decision shortly after. If the stay motion is not granted, the Company reserves its right to appeal to the ninth circuit court. If the stay motion is granted by either court, field activities at Colosseum will resume as soon as practicable.

Music Valley rock-chip results

On 15 July 2026, Dateline released results from 33 rock-chip samples collected from the three priority Music Valley target areas. Every sample returned anomalous rare earth values. The Southern target included results of 7.13% TREO, 2.32% TREO and 1.07% TREO from outcrops spaced approximately 650 to 800 metres apart. The northwest target returned a cluster of anomalous samples over approximately 200 metres of strike, including results between 0.68% and 1.09% TREO. The Central target returned values up to 0.66% TREO. The results provide surface geochemical support for follow-up mapping, infill sampling, soil sampling, mineralogical work and drill-target definition. [13]

Passing of Chairman

On 27 October 2026, Dateline's Non-Executive Chairman, Mr Mark Johnson AO, passed away following a brief illness.

Statement of Mineral Resources and Ore Reserves[1] – as at 30 June 2026

The Colosseum Gold Project was the Company's only project with reported Mineral Resources and Ore Reserves at 30 June 2026. No Mineral Resources or Ore Reserves had been reported for Colosseum REE, Music Valley or Argos.

Table 3: Colosseum Mineral Resource Estimate at 0.25g/t Au cut-off

Category	Tonnes (Mt)	Grade (g/t Au)	Gold (koz)	%
Measured	17.5	1.00	560	52
Indicated	14.6	0.62	290	27
Measured and Indicated	**32.1**	**0.82**	**850**	**79**
Inferred	12.4	0.57	230	21
Total	**44.5**	**0.76**	**1,080**	**100**

Mineral Resources are reported at a 0.25g/t Au cut-off. Totals may differ due to rounding. Refer to the ASX announcement dated 11 May 2026 for estimation parameters and JORC disclosures.

Table 4: Colosseum Ore Reserve Estimate

Category	Tonnes (Mt)	Grade (g/t Au)	Gold (oz)
Proved	14.1	1.06	480,000
Probable	6.5	0.72	150,000
Total	**20.6**	**0.95**	**630,000**

Ore Reserves were reported in the BFS released on 11 May 2026. The BFS production target is based entirely on Measured and Indicated Mineral Resources. Totals may differ due to rounding.

The data relating to the Colosseum Mineral Resource Estimate was evaluated by Mr Simon Tear, MAusIMM, a Director of H&S Consultants Pty Ltd. The data relating to the Colosseum Ore Reserve Estimate was based on work conducted or supervised by Mr John Wyche, FAusIMM and Chartered Professional, a Director of Australian Mine Design and Development Pty Ltd. Each was identified in the 11 May 2026 BFS announcement as a Competent Person under the JORC Code 2012 and consented to inclusion of the relevant information in the form and context in which it appeared.[1]

Directors' Report

The Directors submit their report on the consolidated entity ("the Group"), which consists of Dateline Resources Limited (the "Company" or "Dateline") and the entities it controlled during the financial year ended 30 June 2026.

1. INFORMATION ON DIRECTORS

The names and details of the Group's Directors in office during the financial year and until the date of this report are as follows. Directors were in office for the entire year unless otherwise stated.

Mr. Mark Johnson AO
Non-Executive Chairman (Appointed 22 April 2013, Deceased 27 October 2026)
LLB MBA (Harvard)

Mr. Johnson worked in banking and corporate finance for more than fifty years. He retired as Deputy Chairman of Macquarie Bank in mid-2007 and divided his time between work in the private and public sectors.

Mr. Johnson was a senior adviser to Gresham Partners, and from 2002 to 2013 one of the three Australian members of the APEC Business Advisory Council (ABAC).

During the past three years, Mr. Johnson held the following directorships in other ASX listed companies: NIL

Stephen Baghdadi
Managing Director and CEO (Appointed 3 July 2014)

Since 1993 Mr. Baghdadi has acted as an executive director for numerous ASX listed companies including the Horizon group of companies, Afro-West, Alamain Investments, Marino as well as privately held controlling interests in manufacturing, software development and property concerns. Mr. Baghdadi has completed several transactions in Australia, South East Asia, Europe and North America and brings to the table the ability to identify an undervalued asset or opportunity that has the potential to yield high returns.

During the past three years, Mr. Baghdadi held the following directorships in other ASX listed companies: NIL

Mr. Gregory Hall
Non-Executive Director (Appointed 19 January 2015)
B. Applied Geology (1st Class Honors)

Mr. Hall is an exploration geologist with over 50 years of international experience. From 1988-2006, he was employed by the Placer Dome group of companies, serving as Chief Geologist-World Wide during the last five years he was there.

Placer Dome was later acquired by Barrick Gold Corporation in early 2006.

Over the course of his career, Mr. Hall had a senior role in the discoveries of both Gold Field's Granny Smith mine and Rio Tinto's Yandi iron ore mine. In addition, he took part in the discoveries of Keringal and Wallaby gold mines in Australia's Eastern Goldfields, as well as the definition of AngloGold Ashanti's Sunrise gold mine.

During the past three years, Mr. Hall held the following directorships in other ASX listed companies:

- Non-Executive Director of Greater Boulder Resources Limited (current);

Mr Anthony Ferguson
Non-Executive Director (Appointed 29 August 2019)
MBA (Dist), B.Sc, B.E (Hons)

Mr. Ferguson is an investor, entrepreneur and an investment banker.

The majority of Mr. Ferguson's career was with Macquarie Group where he established and led the natural resources team that advised on many major transactions in the mining industry. He established Macquarie's presence in Canada, headed Macquarie's Asian investment banking operations, established and led the Asia Resources Fund. Mr. Ferguson's career included three years as Managing Director and Head of Investment Banking at Rothschild Australia and a Global Partner of Rothschild Investment Bank.

Before commencing his investment banking career Tony practiced as an engineer and worked at Rio Tinto's Woodlawn Mine.

During the past three years, Mr. Ferguson held the following directorships in other ASX listed companies: NIL

Mr. Francis William Lannen
Non-Executive Director (Appointed 15 January 2021, Resigned 3 October, 2025)
B.E (Mining)(Hons)

Mr. Lannen is a Mining Engineer with a Bachelor of Engineering (Mining) Honors, from the University of Sydney and holds statutory qualifications as a Mine Manager of underground and open pit mines in both NSW and Tasmania.

Mr. Lannen's early career was with Aberfoyle Ltd where he worked in both technical and operating rolls at Cleveland Tin, Ardlethan Tin and the Melbourne head office. His last project was to take the Hellyer base metal mine in Tasmania from feasibility to full production as the mine manager.

In 1990, Mr. Lannen started Mancala Pty Ltd, a specialist mining contractor and mine engineering group and managed Mancala's operations for over 25 years. As a mine contractor, Mancala has successfully completed projects in both metalliferous and coal in Australia and offshore. Projects have included whole of mine contracts in open pit and underground as well as specialist contracts in the development and recovery of shafts. Several key projects involved mechanized mining of narrow vein deposits.

During the past three years, Mr. Lannen held the following directorships in other ASX listed companies: NIL

Mr. George Brack
Non-Executive Director (Appointed 5 January 2026)

Mr. Brack is a mining executive and finance professional with over 30 years of experience in the North American mining sector. He is currently the Chair of the Board of Wheaton Precious Metals (NYSE: WPM), where he has served for the past 16 years. Mr Brack's previous directorships include serving as Chair or director of multiple successful mining companies – including Capstone Copper (TSX: CS) (Lead Independent Director until 2023) and Red Back Mining amongst others. Mr Brack's career has included senior positions in mining investment banking and corporate development, including as Vice President of Corporate Development at Placer Dome, with a focus on strategic mergers and acquisitions and project financing.

During the past three years, Mr. Brack held the following directorships in other ASX listed companies: NIL

Mr. Phillips Baker Jnr.
Non-Executive Director (Appointed 5 January 2026)

Mr Baker is a highly regarded U.S. mining leader with 30 years of executive experience. He was the Chief Executive Officer of Hecla Mining Company (NYSE: HL) for 23 years (2001–2024) and served on Hecla's Board during that period. Under his leadership, Hecla grew into the largest primary silver producer in the United States and expanded its portfolio with long-life gold assets, including the Casa Berardi mine in Quebec. In 2017, Mr Baker was awarded the William Lawrence Saunders Gold Medal by the American Institute of Mining, Metallurgical, and Petroleum Engineers (AIME), recognizing his significant contributions to the industry.

During the past three years, Mr. Brack held the following directorships in other ASX listed companies: NIL

2. INFORMATION ON COMPANY SECRETARY

Mr. John Smith
(Appointed 5 October 2022)
B. Com, MBA, FCPA

Mr. Smith is a Certified Practicing Accountant with over 40 years' experience as CFO and Company Secretary of ASX listed and unlisted companies.

3. DIRECTORS' SHAREHOLDINGS

The following table sets out each current Director's relevant interest in shares and rights or options to acquire shares of the Company as at the date of this report.

Director	Fully Paid Ordinary Shares	Listed Share Options	Unlisted Share Options
Mr Johnson	586,639,240	-	-
Mr Baghdadi	411,753,379	-	-
Mr Hall	9,349,995	-	-
Mr Ferguson	2,857,918	-	-
Mr Lannen	26,878,333	-	-
Mr Brack	650,000	-	-
Mr Baker	480,000	-	-
	1,038,608,865	-	-

4. DIRECTORS' MEETINGS

Directors	Number Eligible to Attend	Number Attended
Mark Johnson	12	12
Stephen Baghdadi	12	12
Gregory Hall	12	12
Anthony Ferguson	12	12
Francis Lannen	3	3
George Barck	4	4
Phillips Baker Jnr	4	4

Functions normally assigned to an Audit Committee and Remuneration Committee are undertaken by the full Board.

5. DIVIDENDS

No dividend has been paid during the financial year and no dividend is recommended for the financial year.

6. PRINCIPAL ACTIVITIES

Dateline Resources Limited (ASX: DTR, OTCQB: DTREF, FSE: YE1) is an Australian company focused on mining and exploration in North America. The Company owns 100% of the Colosseum Gold-HREE Project in California.

The Colosseum Gold Mine is located in the Walker Lane Trend in East San Bernardino County, California and is located 10km north of Mountain Pass rare earth mine. Drill testing the HREE potential at Colosseum has commenced. A Bankable Feasibility Study was completed on the project in May 2026.

In March 2026, Dateline consolidated the Music Valley Heavy Rare Earth Project in Riverside and San Bernardino Counties, California. The region has known HREE mineralisation from USGS rock chip sampling, however it has not been subjected to modern exploration techniques.

Dateline also owns the high-grade Argos Strontium Project, also located in San Bernardino County, California. Argos is reportedly the largest strontium deposit in the U.S. with previous celestite production grading 95%+ SrSO4.

7. FINANCIAL REVIEW

(a) Financial Performance & Financial Position

The financial results of the Group for the year ended 30 June 2026 and 2025 are:

	30-Jun-26	30-Jun-25	% Change
Cash & Cash equivalents ($)	86,014,555	8,945,254	861.6%
Net Assets ($)	110,089,105	9,227,930	1093.0%
Revenue ($)	811,090	308,119	0.0%
Net Profit (Loss) After Tax ($)	(20,354,965)	(11,728,758)	73.5%
Profit/(Loss) per Share (Cents)	(0.58)	(0.47)	23.1%
Dividend ($)	-	-	-

(b) Business Strategies and Prospects for future financial years

The Group actively evaluates the prospects of each project as results from each program become available, these results are available via the ASX platform for shareholders information. The Group then assesses the continued exploration expenditure and further asset development. The Group will continue the evaluation and development of its existing mineral projects.

There are specific risks associated with the activities of the Group and general risks which are largely beyond the control of the Group and the Directors. The risks identified below, or other risk factors, may have a material impact on the future financial performance of the Group and the market price of the Company's shares.

(c) Operating Risks

The operations of the Group may be affected by various factors, including failure to locate or identify mineral deposits, failure to achieve predicted grades in exploration and mining, operational and technical difficulties encountered in mining, difficulties in commissioning and operating plant and equipment, mechanical failure or plant breakdown, unanticipated metallurgical problems which may affect extraction costs, adverse weather conditions, industrial and environmental accidents, industrial disputes and unexpected shortages or increases in the costs of consumables, spare parts, plant and equipment.

(d) Permitting and Regulatory Risks

Mineral exploration and commercialization activities are subject to diverse regulatory and permitting frameworks across different jurisdictions. These frameworks introduce potential risks, as regulatory changes, permitting delays, or non-compliance can impact project timelines and viability.

(e) Environmental Risks

The operations and proposed activities of the Group are subject to the laws and regulations of Australia, the USA and the Republic of Fiji concerning the environment. As with most exploration projects and mining operations, the Group's activities are expected to have an impact on the environment, particularly if advanced exploration or mine development proceeds. It is the Group's intention to conduct its activities to the highest standard of environmental obligation, including compliance with all environmental laws.

(f) Economic

General economic conditions, movements in interest and inflation rates and currency exchange rates may have an adverse effect on the Group's exploration, development and production activities, as well as on its ability to fund those activities.

(g) Market conditions

Share market conditions may affect the value of the Company's quoted securities regardless of the Company's operating performance. Share market conditions are affected by many factors such as:

i. general economic outlook;
ii. introduction of tax reform or other new legislation;
iii. interest rates and inflation rates;
iv. Commodity prices;
v. changes in investor sentiment toward particular market sectors;
vi. the demand for, and supply of, capital; and
vii. terrorism or other hostilities.

The market price of securities can fall as well as rise and may be subject to varied and unpredictable influences on the market for equities in general and resource exploration stocks in particular. Neither the Company nor the Directors warrant the future performance of the Company or any return on an investment in the Company.

8. SIGNIFICANT CHANGES IN STATE OF AFFAIRS

There were no significant changes in the state of affairs of the Company during the year.

9. AFTER BALANCE SHEET DATE EVENTS

No matter or event has arisen since 30 June 2026 that would be likely to materially affect the operations of the Group, or the state of affairs of the Company not otherwise disclosed in the Group's financial report.

10. ENVIRONMENTAL ISSUES

The Group needs to comply with environmental regulations at the sites where it has exploration activities. The Board is not aware of any breach of environmental requirements as they apply to the Group.

11. REMUNERATION REPORT (Audited)

The Board of Dateline Resources Limited is responsible for determining and reviewing the remuneration of the Directors of the Company, within parameters approved by shareholders. No performance hurdles have been imposed so far, due to the size of the Group and the structure of the remuneration in respect of the non-executive Directors. Remuneration is not related to the company's financial performance. Accounting and administration services were provided by consultants at reasonable commercial rates.

The Company's Key Management Personnel comprise all the Directors.

Company Secretarial services were provided by Mr. J Smith.

Remuneration of executives and consultants, whenever appointed, is determined by market conditions and is not linked to the Group's performance. There are no service agreements in place relating to Directors' fees paid.

No equity-based payments or other benefits were paid to Directors or consultants during the year under review; no shares or options were issued by way of remuneration.

Directors	Position	Duration of Appointment
Mark Johnson	Non-Executive Chairman	Appointed 22 April 2013 Deceased 27 October 2026
Stephen Baghdadi	Managing Director	Appointed 4 July 2014
Gregory Hall	Non-Executive Director	Appointed 19 January 2015
Anthony Ferguson	Non-Executive Director	Appointed 29 August 2019
Francis Lannen	Non-Executive Director	Appointed 15 January 2021 Resigned 3 October 2025
George Brack	Non-Executive Director	Appointed 5 January 2026
Phillips Baker Jnr.	Non-Executive Director	Appointed 5 January 2026

Details of remuneration of the KMP of Dateline Resources Limited are shown below:

	Position	2026	2025
Mr Johnson	Director	-	-
Mr Johnson	Consultant	-	-
Mr Baghdadi	Director	-	-
Mr Baghdadi	Consultant	$480,000	$480,000
Mr Hall	Director	$50,000	-
Mr Hall	Consultant	-	-
Mr Ferguson	Director	$50,000	-
Mr Ferguson	Consultant	-	-
Mr Lannen	Director	$50,000	-
Mr Lannen	Consultant	-	-
Mr Brack	Director	-	-
Mr Brack	Consultant	-	-
Mr Baker	Director	-	-
Mr Baker	Consultant	-	-
	Total	$630,000	$480,000

Dateline Resources Limited, as an ASX listed company, has produced the Remuneration Report in accordance with Section 300A of the Corporations Act 2001.

Key management personnel holdings

(i) UNLISTED OPTIONS OF KMP'S

Details of unlisted options held directly, indirectly or beneficially by key management personnel and their related parties at any time during the financial year ended 30 June 2026 are set out below. There were no unlisted options issued or held by key management personnel in the year ended 30 June 2026.

Company Directors and Related Parties	Opening Balance	Received as Remuneration	Exercise of Options	Net Change Other	Closing Balance
Mr Johnson	500,000	-	(500,000)		-
Mr Ferguson	500,000	-	(500,000)		-
	1,000,000	-	(1,000,000)	-	-

(ii) LISTED OPTIONS OF KMP'S

Details of unlisted options held directly, indirectly or beneficially by key management personnel and their related parties at any time during the financial year ended 30 June 2026 are set out below. There were no unlisted options issued or held by key management personnel in the year ended 30 June 2026.

Company Directors and Related Parties	Opening Balance	Received as Remuneration	Exercise of Options	Net Change Other	Closing Balance
Mr Johnson	97,668,802	-	(97,668,802)		-
Mr Baghdadi	13,863,072	-	(13,863,072)		-
	111,531,874	-	(111,531,874)	-	-

(iii) NON RECOURSE LOANS OF KMP'S

During the 2021 year, there were Non-Recourse Loans issued to 2 Directors (and approved by shareholders at a General meeting held on 21 May 2021 which under AASB2 are considered to be options. These amounts are listed below.

Company Directors and Related Parties	Opening Balance	Received as Remuneration	Exercise of Options	Net Change Other	Closing Balance
Mr Baghdadi	1,132,990	-	-	-	1,132,990
Mr Lannen	169,949	-	(169,949)	-	-
	1,302,939	-	(169,949)	-	1,132,990

(iv) SHAREHOLDINGS OF KMP'S

Details of shares held directly, indirectly or beneficially by key management personnel and their related parties at any time during the financial year ended 30 June 2026 are set out below.

Company Directors and Related Parties	Opening Balance	Received as Remuneration	Exercise of Options	Net Change Other	Closing Balance
Mr Johnson	488,470,438	-	97,668,802		586,639,240
Mr Baghdadi	396,890,307	-	13,863,072	1,000,000	411,753,379
Mr Hall	4,349,995	5,000,000	-	-	9,349,995
Mr Lannen	4,349,995	5,000,000	169,949	(7,025,054)	2,857,918
Mr Ferguson	21,378,333	5,000,000	500,000	-	26,878,333
Mr Brack	-	-	-	650,000	650,000
Mr Baker	-	-	-	480,000	480,000
	915,439,068	15,000,000	112,701,823	(4,895,054)	1,038,608,865

Details of shares held directly, indirectly or beneficially by key management personnel and their related parties at any time during the financial year ended 30 June 2025 are set out below:

Company Directors and Related Parties	Opening Balance	Received as Remuneration	Exercise of Options	Net Change Other	Closing Balance
Mr Johnson	293,132,835	-	-	195,337,603	488,470,438
Mr Baghdadi	200,589,838	-	-	196,300,469	396,890,307
Mr Hall	4,349,995	-	-	-	4,349,995
Mr Ferguson	21,378,333	-	-	-	21,378,333
Mr Lannen	4,713,023	-	-	-	4,713,023
	524,164,024	-	-	391,638,072	915,802,096

As the Company is not yet in the production phase, and therefore not generating revenue, there is no direct link between performance and shareholder wealth.

The adoption of the Remuneration Report for the financial year ended 30 June 2025 was put to the shareholders of the Company at the Annual General Meeting held 28 November 2025. The resolution was passed by a poll of shareholders without amendment. The Company did not receive any specific feedback at the AGM or throughout the year on its remuneration practices.

End of remuneration report.

dfk laurence varnay
AUDITORS PTY LTD

Dateline Resources Limited
ABN: 63 149 105 653

Lead Auditor's Independence Declaration under Section 307C of the Corporations Act 2001 to the Directors of Dateline Resources Limited

I declare that, to the best of my knowledge and belief, in relation to the audit for the year ended 30 June 2026, there have been:

i. No contraventions of the auditor independence requirements as set out in the *Corporations Act 2001* in relation to the audit; and

ii. No contraventions of any applicable code of professional conduct in relation to the audit.

This declaration is in respect of Dateline Resources Limited and the entities it controlled during the year.

DFK Laurence Varnay Auditors Pty Ltd

Faizal Ajmat
Director
Sydney
Dated: 16th day of September 2026

Local knowledge. National connections. Global reach.

DFK INTERNATIONAL

DFK Laurence Varnay is a member of DFK International, a worldwide association of independent accounting firms and business advisers. Our DFK membership means that we can assist you with expanding your business overseas by networking with other member firms. You can have the essential combination of global reach and local knowledge. Liability Limited by a scheme approved under Professional Standards Legislation.

Level 12, 222 Pitt Street, Sydney NSW 2000
T +61 2 9264 5400
E audit@dfklv.com.au
W dfklv.com.au
DFK Laurence Varnay Auditors Pty Ltd
ABN 75 648 004 595

Financial Report

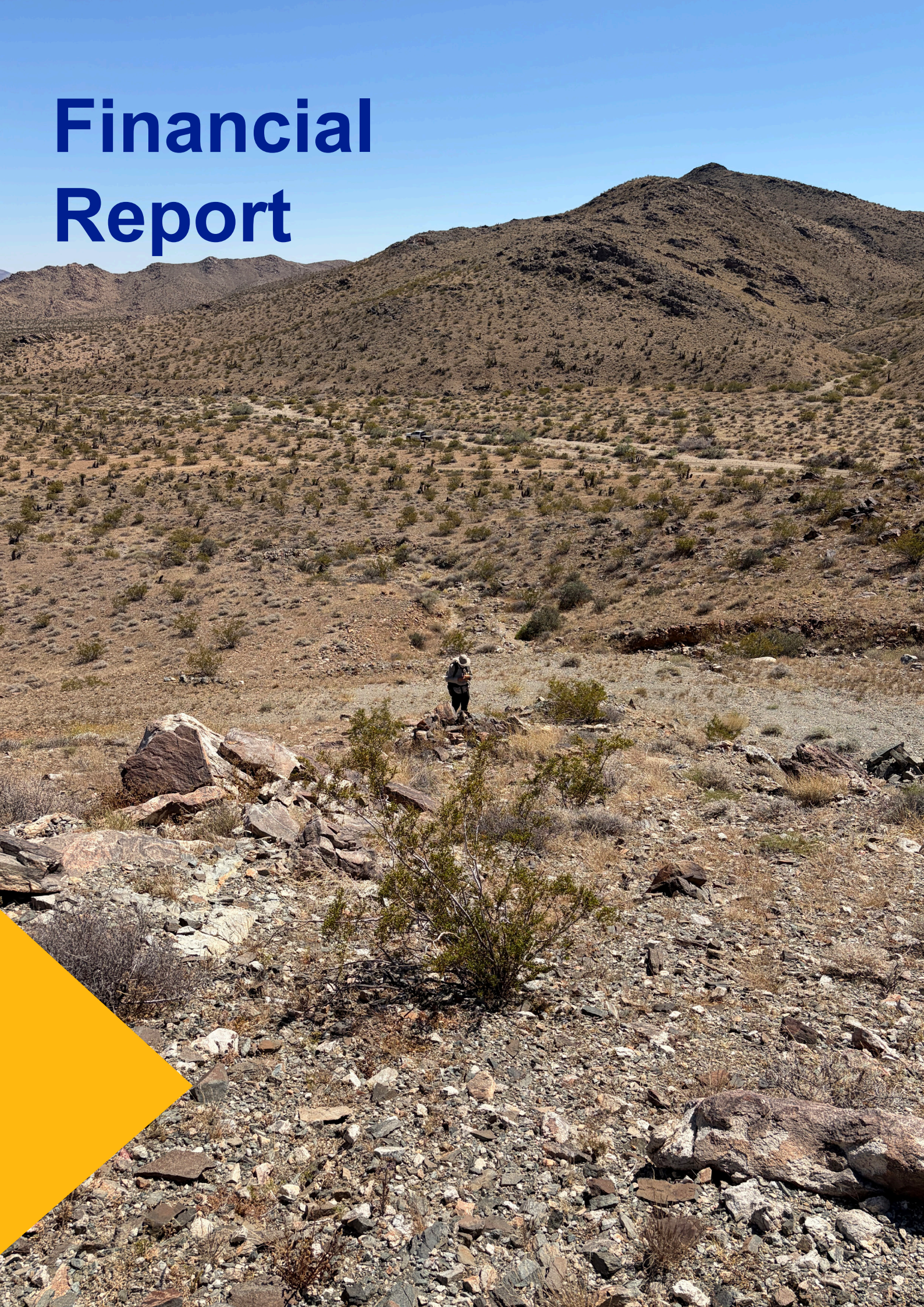

	Note	30-Jun-26	30-Jun-25
		$	$
Continuing operations			
Interest income			
Revenue from operations		811,090	308,119
Debts Forgiven		-	100,000
Unrealised exchange gain/(loss)		(1,004,381)	89,807
Interest Income		1,057,104	69,422
Interest expense		(39,403)	(172,414)
Employee and contractor costs		(2,635,176)	(589,877)
Mining and exploration expenses		(2,121,355)	(277,029)
Depreciation expense		(160,780)	(123,819)
Option valuation expense		(1,297,128)	(1,013,529)
Loss on sale of asset		-	(429,276)
Impairment of Exploration Expenses		(54,906)	(4,646,792)
Impairment of Investment		(1,428,000)	-
Administration expenses		(13,482,030)	(5,043,370)
Loss from continuing operations before income tax		(20,354,965)	(11,728,758)
Income tax expense		-	-
Loss from continuing operations after income tax		(20,354,965)	(11,728,758)
Other comprehensive loss			
Items that may be reclassified subsequently to loss:			
Foreign Currency Translation Reserve		1,128,440	(144,500)
Total comprehensive loss for the period		(19,226,525)	(11,873,258)
Loss for the year is attributable to:			
Owners of the Company		(20,354,965)	(11,728,758)
		(20,354,965)	(11,728,758)
Total comprehensive loss for the year attributable to:			
Owners of the Company		(19,226,525)	(11,873,258)
		(19,226,525)	(11,873,258)
Loss per share from continuing operations attributable to the ordinary equity holders of the Company:			
Basic and diluted loss per share – cents per share	**18**	(0.58)	(0.47)

This Consolidated Statement of Profit or Loss and Other Comprehensive Income is to be read in conjunction with the accompanying notes

	Note	30-Jun-26 $	30-Jun-25 $
Current Assets			
Cash & cash equivalents	**8**	86,014,555	8,945,254
Trade & other receivables	**9**	2,171,052	311,745
Financial assets	**10**	1,223,727	1,281,462
Total Current Assets		89,409,334	10,538,461
Non-Current Assets			
Plant & equipment, land & buildings, tenements	**11**	1,203,145	538,736
Exploration & evaluation expenditure	**12**	26,793,526	2,446,830
Right-of-use assets	**19**	24,576	80,029
Total Non-Current Assets		28,021,247	3,065,595
TOTAL ASSETS		117,430,581	13,604,056
Current Liabilities			
Trade & other payables	**13**	7,315,912	1,349,580
Financial liabilities to related parties	**14**	-	2,473,949
Short term loans	**15**	-	464,585
Lease liabilities	**20**	25,564	61,047
Total Current Liabilities		7,341,476	4,349,161
Non Current Liabilities			
Lease liabilities	**20**	-	26,965
Total Non-Current Liabilities		-	26,965
TOTAL LIABILITIES		7,341,476	4,376,126
NET ASSETS		110,089,105	9,227,930
Equity attributable to the equity holders of the Company			
Contributed equity	**16(a)**	200,618,068	81,827,496
Reserves	**17**	6,146,138	3,890,519
Accumulated losses		(96,675,101)	(76,490,085)
TOTAL EQUITY		110,089,105	9,227,930

This Consolidated Statement of Financial Position is to be read in conjunction with the accompanying notes

	Issued Capital	Accumulated Losses	Option Valuation Reserve	Share Based Payments Reserve	Foreign Currency Reserve	TOTAL
	$	$	$	$	$	$
Balance as at 1 July, 2025	**81,827,496**	**(76,490,085)**	**2,063,830**	**1,680,846**	**145,843**	**9,227,930**
Total loss	-	(20,354,965)	-	-	-	(20,354,965)
Total other comprehensive income	-	-	-	-	1,128,440	1,128,440
Total comprehensive loss for the year	-	(20,354,965)	-	-	1,128,440	(19,226,525)
Transactions with owners in their capacity as owners :						
Non recourse loan repaid	-	169,949		(169,949)	-	-
Options issued	-	-	1,297,128	-	-	1,297,128
Ordinary shares issued	118,790,572	-	-	-	-	118,790,572
Balance as at 30 June, 2026	**200,618,068**	**(96,675,101)**	**3,360,958**	**1,510,897**	**1,274,283**	**110,089,105**

	Issued Capital	Accumulated Losses	Option Valuation Reserve	Share Based Payments Reserve	Foreign Currency Reserve	TOTAL
	$	$	$	$	$	$
Balance as at 1 July, 2024	**65,325,502**	**(64,761,327)**	**1,050,302**	**1,680,846**	**290,343**	**3,585,666**
Total loss	-	(11,728,758)	-	-	-	(11,728,758)
Total other comprehensive income	-	-	-	-	(144,500)	(144,500)
Total comprehensive loss for the year	-	(11,728,758)	-	-	(144,500)	(11,873,258)
Transactions with owners in their capacity as owners :						
Option expired	-	-	-	-	-	-
Options issued	-	-	1,013,528	-	-	1,013,528
Ordinary shares issued	16,501,994	-	-	-	-	16,501,994
Balance as at 30 June, 2025	**81,827,496**	**(76,490,085)**	**2,063,830**	**1,680,846**	**145,843**	**9,227,930**

This Consolidated Statement of Changes in Equity is to be read in conjunction with the accompanying notes

	Note	30-Jun-26	30-Jun-25
		$	$
Cash flows used in operating activities			
Revenue from operations		811,090	308,119
Payment to suppliers and employees		(14,193,984)	(5,478,877)
Interest received (paid)		1,017,701	(102,992)
Net cash flows used in operating activities	**8a**	**(12,365,193)**	**(5,273,750)**
Cash flows used in investing activities			
Payment for exploration & evaluation expenditure		(17,747,543)	(573,223)
Investment in term deposits		-	(487)
Payment for property, plant & equipment		(7,521,758)	(57,002)
Payment for financial assets		(1,121,150)	
Deposits (paid)		-	(25,696)
Net cash flows used in investing activities		(26,390,451)	(656,408)
Cash flows from financing activities			
Repayment of related party loans		(2,473,949)	(1,654,578)
Proceeds from issue of shares		125,348,862	16,944,809
Transaction costs from the issue of shares		(6,585,383)	(442,815)
Repayment of borrowings		(464,585)	(821,477)
Net cash flows from financing activities		115,824,945	14,025,939
Net increase/(decrease) in cash and cash equivalents		77,069,301	8,095,781
Cash and cash equivalents at beginning of year		8,945,254	849,473
Cash and cash equivalents at end of year	**8**	86,014,555	8,945,254

This Consolidated Statement of Cash Flows is to be read in conjunction with the accompanying notes

1 REPORTING ENTITY

The financial report includes financial statements for the consolidated entity consisting of Dateline Resources Limited (the "Company") and the entities it controlled during the year ("the Group"). The Company is a company limited by shares incorporated in Australia whose shares are publicly traded on the Australian Securities Exchange Limited ("ASX"), the OTCQB Venture Market ("OTCQB") and Frankfurt Stock Exchange ("FSE"). The Company is a for-profit entity for the purposes of preparing financial statements. The address of its registered office and principal place of business is disclosed in the Corporate Directory of the annual report.

The nature of the operations and principal activities of the Group are described in the Directors' Report.

2 SUMMARY OF MATERIAL ACCOUNTING POLICIES

The accounting policies set out below have been applied consistently in these financial statements.

(a) Statement of compliance

The financial report is a general-purpose financial report which has been prepared in accordance with Australian Accounting Standards (AASBs) (including Australian Interpretations) adopted by the Australian Accounting Standards Board (AASB) and the Corporations Act 2001. The financial report of the Group also complies with International Financial Reporting Standards (IFRSs) and interpretations adopted by the International Accounting Standards Board.

The financial statements were approved by the Board of Directors on 16 September 2026.

(b) Basis of measurement

The financial statements have been prepared on a historical cost basis unless otherwise stated.

(c) Principles of consolidation

Subsidiaries are all entities over which the Group has control. The Group controls an entity when the Group is exposed to, or has rights to, variable returns from its involvement with the entity and has the ability to affect those returns through its power to direct the activities of the entity. Subsidiaries are fully consolidated from the date on which control is transferred to the group. They are deconsolidated from the date that control ceases. The acquisition method of accounting is used to account for business combinations by the Group.

Intercompany transactions, balances and unrealised gains on transactions between group companies are eliminated. Unrealised losses are also eliminated unless the transaction provides evidence of an impairment of the transferred asset. Accounting policies of subsidiaries have been changed where necessary to ensure consistency with the policies adopted by the group.

(d) Foreign currency transactions

(i) **Functional and presentation currency**

Items included in the financial statements of each of the Group's entities are measured using the currency of the primary economic environment in which the entity operates ("the functional currency").

The consolidated financial statements are presented in Australian dollars, which is Dateline Resources Limited, Dateline Fiji Pty Limited and Gunnison Gold Pty Limited's functional and presentation currency.

*(ii)***Transactions and balances**

Foreign currency transactions are translated into the functional currency using the exchange rates at the dates of the transactions. Foreign exchange gains and losses resulting from the settlement of such transactions and from the translation of monetary assets and liabilities denominated in foreign currencies at year end exchange rates are generally recognised in profit or loss. They are deferred in equity if they relate to qualifying cash flow hedges and qualifying net investment hedges or are attributable to part of the net investment in a foreign operation. Foreign exchange gains and losses that relate to borrowings are presented in the income statement, within finance costs. All other foreign exchange gains and losses are presented in the income statement on a net basis within other income or other expenses.

(e) Revenue recognition

Revenue from contracts with customers

Revenue is recognised at an amount that reflects the consideration to which the consolidated entity is expected to be entitled in exchange for transferring goods or services to a customer. For each contract with a customer, the consolidated entity: identifies the contract with a customer; identifies the performance obligations in the contract; determines the transaction price which takes into account estimates of variable consideration and the time value of money; allocates the transaction price to the separate performance obligations on the basis of the relative stand-alone selling price of each distinct good or service to be delivered; and recognises revenue when or as each performance obligation is satisfied in a manner that depicts the transfer to the customer of the goods or services promised.

Variable consideration within the transaction price, if any, reflects concessions provided to the customer such as discounts, rebates and refunds, any potential bonuses receivable from the customer and any other contingent events. Such estimates are determined using either the 'expected value' or 'most likely amount' method. The measurement of variable consideration is subject to a constraining principle whereby revenue will only be recognised to the extent that it is highly probable that a significant reversal in the amount of cumulative revenue recognised will not occur. The measurement constraint continues until the uncertainty associated with the variable consideration is subsequently resolved. Amounts received that are subject to the constraining principle are recognised as a refund liability.

Sale of goods

Sale of goods is recognised at the point of sale, which is where the customer has taken delivery of the goods, the risks and rewards are transferred to the customer and there is a valid sales contract. Amounts disclosed as revenue are net of sales returns and trade discounts.

Interest

Interest revenue is recognised as interest accrues using the effective interest method. This is a method of calculating the amortised cost of a financial asset and allocating the interest income over the relevant period using the effective interest rate, which is the rate that exactly discounts estimated future cash receipts through the expected life of the financial asset to the net carrying amount of the financial asset.

Other revenue

Other revenue is recognised when it is received or when the right to receive payment is established.

(f) New accounting standards and interpretations

The Group has applied all new, revised or amending Accounting Standards and Interpretations issued by the Australian Accounting Standards Board that are mandatory for the current reporting period. These and together with other amending Accounting Standards and Interpretations did not result in any material adjustments to the amounts recognised or disclosures in the financial report.

(g) Going concern

The financial report has been prepared on a going concern basis, which contemplates the continuity of normal business activities and the realisation of assets and liabilities in the normal course of business.

During the year, the consolidated entity incurred a net loss of $20,354,965 (2025: $11,728,758) a net cash inflow of $77,069,301 (2025: $8,095,781) and net cash out flow from operations of $12,365,193 (2025: $5,273,750). As at 30 June 2026, the consolidated entity also had a working capital surplus of $82,067,858 (2025: $6,189,300).

The ability of the Group to continue as a going concern is dependent upon the Group being able to generate sufficient funds to satisfy exploration commitments and working capital requirements. The Company has taken steps to ensure that it has adequate working capital to not only satisfy existing commitments but to also future expenditure required to meet its objectives. These include

- A capital raising in April 2026 of $50,201,500.
- The consolidated entity's projected cash flow analysis supporting its ability to meet its financial obligations, whereby we will control expenditure according to our level of cash inflows.
- Additional funding that may be raised through various transactions including future fundraising from financial institutions and the market; and
- Issuing equity to settle future liabilities, if appropriate.

As a result of the above, the Company is able to execute its corporate strategy, and the directors believe that the going concern basis for the preparation of the financial report of the Group is appropriate.

(h) Reverse Acquisition Accounting

Dateline Resources Limited is listed on the Australian Securities Exchange. Dateline Resources Limited completed the legal acquisition of Dateline Fiji Pty Limited on 3rd October 2013.

Under the principles of AASB 3 *Business Combinations* Dateline Fiji Pty Limited was deemed to be the acquirer for accounting purposes. Therefore, the transaction has been accounted for as a reverse acquisition under AASB3. Accordingly, the consolidated financial statements of Dateline Resources Limited have been prepared as a continuation of the consolidated financial statements of Dateline Fiji Pty Limited.

(i) Income tax

Deferred income tax is provided on all temporary differences at the balance sheet date between the tax bases of assets and liabilities and their carrying amounts for financial reporting purposes.

Deferred income tax is recognised except where the deferred income tax liability arises from the initial recognition of an asset or liability in a transaction that is not a business combination and, at the time of the transaction, affects neither the accounting profit nor taxable profit; and in respect of taxable temporary differences associated with investments in subsidiaries, associates and interests in joint ventures, deferred tax assets are only recognised to the extent that it is probable that the temporary differences will not reverse in the foreseeable future and the group is able to control the timing of the reversal of the temporary differences.

Deferred tax assets are recognised for deductible temporary differences and unused tax losses only if it is probable that future taxable amounts will be available to utilise those temporary differences and losses.

The carrying amount of deferred income tax assets is reviewed at each balance sheet date and reduced to the extent that it is no longer probable that sufficient taxable profit will be available to allow all or part of the deferred income tax asset to be utilised.

Deferred tax assets and deferred tax liabilities shall be offset only if:

(j) there is a legally enforceable right to set-off current tax assets against current tax liabilities; and

(ii) the deferred tax assets and deferred tax liabilities relate to income taxes levied by the same taxation authority on either:

(a) the same taxable entity; or

(b) different taxable entities which intend either to settle current tax liabilities and assets on a net basis, or to realise the assets and settle the liabilities simultaneously, in each future period in which significant amounts of deferred tax liabilities or assets are expected to be settled or recovered.

Deferred income tax assets and liabilities are measured at the tax rates that are expected to apply to the year when the asset is realised or the liability is settled, based on tax rates (and tax laws) that have been enacted or substantially enacted at the balance sheet date.

Income taxes relating to items recognised directly in equity are recognised in equity and not in the Statement of Profit or Loss and Other Comprehensive Income.

(i) Other taxes

Revenues, expenses, assets and liabilities are recognised net of the amount of GST except where the GST incurred on a purchase of goods and services is not recoverable from the taxation authority, in which case the GST is recognised as part of the cost of acquisition of the asset or as part of the expense item as applicable; and receivables and payables are stated with amounts of GST included.

The net amount of GST recoverable from, or payable to, the taxation authority is included as part of receivables or payables in the Statement of Financial Position.

Commitments or contingencies are disclosed net of the amount of GST recoverable from, or payable to, the taxation authority.

(j) Cash and cash equivalents

Cash and cash equivalents include cash on hand, deposits held at call with banks, other short-term highly liquid investments with original maturities of three months or less that are readily convertible to known amounts of cash and which are subject to an insignificant risk or changes in value, and bank overdrafts.

(k) Plant and equipment

Owned assets

Items of plant and equipment are stated at cost less accumulated depreciation (see below) and any impairment losses.

Cost includes expenditures that are directly attributable to the acquisition of the asset. The cost of self-constructed assets includes the cost of materials and direct labour, any other costs directly attributable to bringing the asset to a work condition for its intended use, and the costs of dismantling and removing the items and restoring the site on which they are located. Purchased software that is integral to the functionality of the related equipment is capitalised as part of that equipment.

When parts of an item of plant and equipment have different useful lives, they are accounted for as separate items (major components).

Subsequent costs

The Group recognises in the carrying amount of an item of plant and equipment the cost of replacing part of such an item when that cost is incurred if it is probable that the future economic benefits embodied within the item will flow to the Group and the cost of the item can be measured reliably. All other costs are recognised in the profit or loss as an expense as incurred.

Depreciation

Depreciation is charged to the profit or loss using a straight-line method over the estimated useful lives of each part of an item of plant and equipment.

The estimated useful lives in the current financial year are as follows:

- Plant and equipment 3 years.
- Office equipment 3 years.
- Fixtures and fittings 3 years.
- Motor Vehicles 3 years.
- Mining equipment 10 years.

The residual value, the useful life and the depreciation method applied to an asset are reassessed at least annually. Depreciation is commenced on plant, property and equipment once they are ready for use.

(l) Exploration and evaluation

Exploration costs are accounted for under the "Area of Interest" method, whereby costs are carried forward provided that rights to tenure of the area of interest are current and either there is a reasonable probability of recoupment through successful development and exploitation or by their sale, or exploration activities in the area have not reached a stage which permits a reasonable assessment of the existence or otherwise of economically recoverable mineral reserves and active and significant operations in, or in relation to, the area are continuing. The ultimate recoupment of costs carried forward in respect of areas of interest still in the exploration or evaluation phases is dependent upon successful development and commercial exploitation, or alternatively, sale of the respective areas. Exploration & Evaluation Assets are assessed for impairment when facts and circumstances suggest that the carrying amount exceeds the recoverable amount.

(m) Trade and other payables

Trade payables and other payables are carried at amortised costs and represent liabilities for goods and services provided to the Group prior to the end of the financial year that are unpaid and arise when the Group becomes obliged to make future payments in respect of the purchase of these goods and services.

(n) Contributed equity

Ordinary shares are classified as equity. Incremental costs directly attributable to the issue of new shares or options are shown in equity as a deduction, net of tax, from the proceeds.

(o) Earnings per share

Basic earnings per share

Basic earnings per share is determined by dividing net profit or loss after income tax attributable to members of the Group, excluding any costs of servicing equity other than ordinary shares, by the weighted average number of ordinary shares outstanding during the financial year, adjusted for bonus elements in ordinary shares issued during the year.

Diluted earnings per share

Diluted earnings per share adjusts the figures used in the determination of basic earnings per share to take into account the after-income tax effect of interest and other financing costs associated with dilutive potential ordinary shares and the weighted average number of shares assumed to have been issued for no consideration in relation to dilutive potential ordinary shares.

(p) Investments and other financial assets

Investments and other financial assets are initially measured at fair value. Transaction costs are included as part of the initial measurement, except for financial assets at fair value through profit or loss. Such assets are subsequently measured at either amortised cost or fair value depending on their classification. Classification is determined based on both the business model within which such assets are held and the contractual cash flow characteristics of the financial asset unless, an accounting mismatch is being avoided.

Financial assets are derecognised when the rights to receive cash flows have expired or have been transferred and the consolidated entity has transferred substantially all the risks and rewards of ownership. When there is no reasonable expectation of recovering part or all of a financial asset, its carrying value is written off.

Financial assets at fair value through profit or loss

Financial assets not measured at amortised cost or at fair value through other comprehensive income are classified as financial assets at fair value through profit or loss. Typically, such financial assets will be either: (i) held for trading, where they are acquired for the purpose of selling in the short-term with an intention of making a profit, or a derivative; or (ii) designated as such upon initial recognition where permitted. Fair value movements are recognised in profit or loss.

Financial assets at fair value through other comprehensive income

Financial assets at fair value through other comprehensive income include equity investments which the consolidated entity intends to hold for the foreseeable future and has irrevocably elected to classify them as such upon initial recognition.

Impairment of financial assets

The consolidated entity recognises a loss allowance for expected credit losses on financial assets which are either measured at amortised cost or fair value through other comprehensive income. The measurement of the loss allowance depends upon the consolidated entity's assessment at the end of each reporting period as to whether the financial instrument's credit risk has increased significantly since initial recognition, based on reasonable and supportable information that is available, without undue cost or effort to obtain.

Where there has not been a significant increase in exposure to credit risk since initial recognition, a 12-month expected credit loss allowance is estimated. This represents a portion of the asset's lifetime expected credit losses that is attributable to a default event that is possible within the next 12 months. Where a financial asset has become credit impaired or where it is determined that credit risk has increased significantly, the loss allowance is based on the asset's lifetime expected credit losses. The amount of expected credit loss recognised is measured on the basis of the probability weighted present value of anticipated cash shortfalls over the life of the instrument discounted at the original effective interest rate.

For financial assets measured at fair value through other comprehensive income, the loss allowance is recognised within other comprehensive income. In all other cases, the loss allowance is recognised in profit or loss.

(q) Share Based Payments

Equity-settled and cash-settled share-based compensation benefits are provided to employees.

Equity-settled transactions are awards of shares, or options over shares, that are provided to employees in exchange for the rendering of services. Cash-settled transactions are awards of cash for the exchange of services, where the amount of cash is determined by reference to the share price.

The cost of equity-settled transactions are measured at fair value on grant date. Fair value is independently determined using either the Binomial or Black-Scholes option pricing model that takes into account the exercise price, the term of the option, the impact of dilution, the share price at grant date and expected price volatility of the underlying share, the expected dividend yield and the risk free interest rate for the term of the option, together with non-vesting conditions that do not determine whether the consolidated entity receives the services that entitle the employees to receive payment. No account is taken of any other vesting conditions.

The cost of equity-settled transactions are recognised as an expense with a corresponding increase in equity over the vesting period. The cumulative charge to profit or loss is calculated based on the grant date fair value of the award, the best estimate of the number of awards that are likely to vest and the expired portion of the vesting period. The amount recognised in profit or loss for the period is the cumulative amount calculated at each reporting date less amounts already recognised in previous periods.

The cost of cash-settled transactions is initially, and at each reporting date until vested, determined by applying either the Binomial or Black-Scholes option pricing model, taking into consideration the terms and conditions on which the award was granted. The cumulative charge to profit or loss until settlement of the liability is calculated as follows:

- during the vesting period, the liability at each reporting date is the fair value of the award at that date multiplied by the expired portion of the vesting period.
- from the end of the vesting period until settlement of the award, the liability is the full fair value of the liability at the reporting date.

All changes in the liability are recognised in profit or loss. The ultimate cost of cash-settled transactions is the cash paid to settle the liability.

Market conditions are taken into consideration in determining fair value. Therefore, any awards subject to market conditions are considered to vest irrespective of whether or not that market condition has been met, provided all other conditions are satisfied.

If equity-settled awards are modified, as a minimum an expense is recognised as if the modification has not been made. An additional expense is recognised, over the remaining vesting period, for any modification that increases the total fair value of the share-based compensation benefit as at the date of modification.

If the non-vesting condition is within the control of the consolidated entity or employee, the failure to satisfy the condition is treated as a cancellation. If the condition is not within the control of the consolidated entity or employee and is not satisfied during the vesting period, any remaining expense for the award is recognised over the remaining vesting period, unless the award is forfeited.

If equity-settled awards are cancelled, it is treated as if it has vested on the date of cancellation, and any remaining expense is recognised immediately. If a new replacement award is substituted for the cancelled award, the cancelled and new award is treated as if they were a modification.

(r) Borrowings

Loans and borrowings are initially recognised at the fair value of the consideration received, net of transaction costs. They are subsequently measured at amortised cost using the effective interest method.

(s) Convertible Notes

The component of the convertible notes that exhibits characteristics of a liability is recognised as a liability in the statement of financial position, net of transaction costs.

On the issue of the convertible notes the fair value of the liability component is determined using a market rate for an equivalent non-convertible bond and this amount is carried as a non-current liability on the amortised cost basis until extinguished on conversion or redemption. The increase in the liability due to the passage of time is recognised as a finance cost. The remainder of the proceeds are allocated to the conversion option that is recognised and included in shareholders equity as a convertible note reserve, net of transaction costs. The carrying amount of the conversion option is not remeasured in the subsequent years. The corresponding interest on convertible notes is expensed to profit or loss.

(t) Critical accounting estimates and judgments

The preparation of financial statements requires management to make judgments, estimates and assumptions that affect the application of accounting policies and the reported amounts of assets, liabilities, income and expenses. The Directors evaluate estimates and judgments incorporated into the financial report based on historical knowledge and best available current information. Estimates assume a reasonable expectation of future events and are based on current trends and economic data, obtained both externally and within the Group. Actual results may differ from these estimates.

Estimates and underlying assumptions are reviewed on an ongoing basis. Revisions to accounting estimates are recognised in the period in which the estimate is revised and in any future periods affected.

In particular, information about significant areas of estimation uncertainty and critical judgments in applying accounting policies that have the most significant effect on the amount recognised in the financial statements are described in the following notes.

(i) Exploration & Evaluation Expenditure

The Group's accounting policy for exploration and evaluation is set out in Note 2(l) above. If, after having capitalised expenditure under this policy, the Directors conclude that the Group is unlikely to recover the expenditure by future exploration or sale, then the relevant capitalised amount will be written off to the Statement of Profit or Loss and Other Comprehensive Income.

(ii) Share Based Payments

The consolidated entity measures the cost of equity-settled transactions with employees by reference to the fair value of the equity instruments at the date at which they are granted. The fair value is determined by using the Black-Scholes model taking into account the terms and conditions upon which the instruments were granted. The accounting estimates and assumptions relating to equity-settled share-based payments would have no impact on the carrying amounts of assets and liabilities within the next annual reporting period but may impact profit or loss and equity. Refer to note 17 for further information.

(iii) Lease term

The lease term is a significant component in the measurement of both the right-of-use asset and lease liability. Judgement is exercised in determining whether there is reasonable certainty that an option to extend the lease or purchase the underlying asset will be exercised, or an option to terminate the lease will not be exercised, when ascertaining the periods to be included in the lease term. In determining the lease term, all facts and circumstances that create an economical incentive to exercise an extension option, or not to exercise a termination option, are considered at the lease commencement date. Factors considered may include the importance of the asset to the consolidated entity's operations; comparison of terms and conditions to prevailing market rates; incurrence of significant penalties; existence of significant leasehold improvements; and the costs and disruption to replace the asset. The consolidated entity reassesses whether it is reasonably certain to exercise an extension option, or not exercise a termination option, if there is a significant event or significant change in circumstances.

(iv) Incremental borrowing rate

Where the interest rate implicit in a lease cannot be readily determined, an incremental borrowing rate is estimated to discount future lease payments to measure the present value of the lease liability at the lease commencement date. Such a rate is based on what the consolidated entity estimates it would have to pay a third party to borrow the funds necessary to obtain an asset of a similar value to the right-of-use asset, with similar terms, security and economic environment.

(v) Renewal of Matai Holdings Tenements – SPL 1387 and SPL 1396

A subsidiary, Matai Holdings (Fiji) Limited holds Special Prospecting License (SPL) 1387 and SPL 1396, which expired on 26 August 2020 and is undergoing renewal, and is subject to assessment of local authorities being Mineral Resources Department of Fiji (MRD). The Board of Dateline Resources Limited is confident that SPL 1396 and SPL 1387 will be renewed. The Parent (Dateline Resources Limited) announced the sale of Matai Holdings (Fiji) Limited on ASX on 13 May 2025. In July 2025, $350,000 has been received. Whilst the sale has not been completed as at the date of signing, due to prolonged delay and based on sale information of Matai Holdings (Fiji) Limited, Exploration & Evaluation expenditure incurred by Matai Holdings (Fiji) Limited of AUD $54,906 (2025: AUD 4,676,792) was impaired as at 30 June 2026.

(u) Inventory

Inventories are stated at the lower of cost and net realisable value on a 'first in first out' basis. Cost comprises direct materials and delivery costs, direct labour, import duties and other taxes, an appropriate proportion of variable and fixed overhead expenditure based on normal operating capacity.

Cost is determined on the following basis:

(a) Gold and other metals on hand is valued on an average total production cost method

(b) Ore stockpiles are valued at the average cost of mining and stockpiling the ore, including haulage

(c) A proportion of related depreciation and amortisation charge is included in the cost of inventory

Stock in transit is stated at the lower of cost and net realisable value. Cost comprises of purchase and delivery

costs, net of rebates and discounts received or receivable.

Net realisable value is the estimated selling price in the ordinary course of business less the estimated costs of completion and the estimated costs necessary to make the sale.

(v) Right-of-use assets

A right-of-use asset is recognised at the commencement date of a lease. The right-of-use asset is measured at cost, which comprises the initial amount of the lease liability, adjusted for, as applicable, any lease payments made at or before the commencement date net of any lease incentives received, any initial direct costs incurred, and, except where included in the cost of inventories, an estimate of costs expected to be incurred for dismantling and removing the underlying asset, and restoring the site or asset.

Right-of-use assets are depreciated on a straight-line basis over the unexpired period of the lease or the estimated useful life of the asset, whichever is the shorter. Where the consolidated entity expects to obtain ownership of the leased asset at the end of the lease term, the depreciation is over its estimated useful life. Right-of use assets are subject to impairment or adjusted for any remeasurement of lease liabilities.

The consolidated entity has elected not to recognise a right-of-use asset and corresponding lease liability for short-term leases with terms of 12 months or less and leases of low-value assets. Lease payments on these assets are expensed to profit or loss as incurred.

(w) Lease Liabilities

A lease liability is recognised at the commencement date of a lease. The lease liability is initially recognised at the present value of the lease payments to be made over the term of the lease, discounted using the interest rate implicit in the lease or, if that rate cannot be readily determined, the consolidated entity's incremental borrowing rate. Lease payments comprise of fixed payments less any lease incentives receivable, variable lease payments that depend on an index or a rate, amounts expected to be paid under residual value guarantees, exercise price of a purchase option when the exercise of the option is reasonably certain to occur, and any anticipated termination penalties. The variable lease payments that do not depend on an index or a rate are expensed in the period in which they are incurred.

Lease liabilities are measured at amortised cost using the effective interest method. The carrying amounts are remeasured if there is a change in the following: future lease payments arising from a change in an index or a rate used; residual guarantee; lease term; certainty of a purchase option and termination penalties. When a lease liability is remeasured, an adjustment is made to the corresponding right-of use asset, or to profit or loss if the carrying amount of the right-of-use asset is fully written down.

(x) Finance costs

Finance costs attributable the group’s financial arrangements are capitalised as part of the borrowing and amortised over the term of that borrowing or financial instrument. All other finance costs are expensed in the period in which they are incurred.

3 SEGMENT INFORMATION

AASB 8 requires operating segments to be identified on the basis of internal reports about components of the Group that are regularly reviewed by the chief operating decision maker in order to allocate resources to the segment and to assess its performance.

The segments are consistent with the internal management reporting information that is regularly reviewed by the chief operating decision maker, being the Board of Directors.

The reportable segments are based on aggregated operating segments determined by the similarity of economic characteristics, the nature of the activities and the regulatory environment in which those segments operate.

Management has identified three reportable operating segments based on the three principal locations of

its projects – Australia, USA and Fiji. Unallocated results, assets and liabilities represent corporate amounts that are not core to the reportable segments. Segment assets include the costs to acquire tenements and the capitalised exploration costs of those tenements.

30 June 2026	**Australia**	**USA**	**Fiji**	**Consolidation Entries**	**TOTAL**
	A$	A$	A$	A$	A$
Revenues	-	811,090	-	-	811,090
Segment Result	(13,066,527)	(7,233,532)	(54,906)	-	(20,354,965)
Total Segment Assets	101,703,711	28,538,937	267,518	(13,079,585)	117,430,581
Total Segment Liabilities	35,470,949	(43,897,147)	(5,728,907)	6,813,629	(7,341,476)
30 June 2025	A$	A$	A$	A$	A$
Revenues	-	308,119	-	-	308,119
Segment Result	(4,032,288)	(3,048,557)	(4,647,913)	-	(11,728,758)
Total Segment Assets	20,359,118	5,992,990	31,179	(12,779,231)	13,604,056
Total Segment Liabilities	9,794,369	(15,248,610)	(5,435,160)	6,513,275	(4,376,126)

Notes 4, 5, 6 and 7 have not been used.

8	CASH & CASH EQUIVALENTS	30-Jun-26	30-Jun-25
		$	$
	Cash at bank and in hand	86,014,555	8,945,254
		86,014,555	8,945,254

Reconciliation of net (loss) after tax to net cash flows used in operating activities

8a			
	Net (loss) after income tax	(20,354,965)	(11,728,758)
	Adjustments for :		
	Debt forgiveness	-	(100,000)
	Depreciation	160,780	123,819
	Foreign exchange	1,004,381	(89,807)
	Share based payments and option valuation	1,297,128	1,013,529
	Impairment of investment	1,428,000	-
	Impairment of Exploration Expenses	54,906	4,646,792
	Loss on sale of asset	-	429,276
	Change in assets and liabilities		
	(Increase) in trade and other receivables	(1,859,307)	(22,759)
	Increase/(decrease) in trade and other payables	5,903,884	454,158
	Net cash flows used in operating activities	(12,365,193)	(5,273,750)

9	TRADE & OTHER RECEIVABLES	30-Jun-26	30-Jun-25
		$	$
	Other receivables	2,171,052	311,745
		2,171,052	311,745

(a) Trade receivables past due but not impaired

There were no trade receivables past due but not impaired.

(b) Fair value and credit risk

Due to the short-term nature of these receivables, their carrying amount is assumed to approximate their fair value. The maximum exposure to credit risk at the reporting date is the carrying amount of each class of receivables mentioned above. Refer to Note 21 for more information on the risk management policy of the Group and the credit quality of the Group's trade receivables.

10	FINANCIAL ASSETS	30-Jun-26	30-Jun-25
	Current	$	$
	ANZ term deposits	13,051	13,751
	Exploration deposits	1,202,676	1,259,711
	Investments in unrelated companies	8,000	8,000
		1,223,727	1,281,462
	Exploration deposits:		
	Deposits held as security by government authorities	9,094	50,241
	Amounts held in escrow for exploration contractors	1,193,582	1,209,470
		1,202,676	1,259,711

11	PLANT & EQUIPMENT LAND & BUILDINGS	30-Jun-26	30-Jun-25
		$	$
	Carrying amount of plant & equipment land & buildings	1,203,145	538,736
(a)	**Plant and Equipment**		
	At Cost	808,999	578,790
	Less accumulated depreciation	(123,391)	(116,357)
	Total plant and equipment	685,608	462,433
	Movement during the year		
	Balance at the beginning of the year	462,433	515,741
	Additions	285,198	-
	Depreciation expense	(62,023)	(53,308)
	Balance at the end of the year	685,608	462,433
(b)	**Mining equipment**		
	At Cost	442,413	-
	Less accumulated depreciation	(13,454)	-
	Total mining plant & equipment	428,959	-
	Movement during the year		
	Balance at the beginning of the year	-	-
	Additions	442,413	-
	Depreciation expense	(13,454)	-
	Balance at the end of the year	428,959	-
(c)	**Motor Vehicles**		
	At Cost	141,635	99,510
	Less accumulated depreciation	(53,057)	(23,207)
	Total Motor Vehicles	88,578	76,303
	Movement during the year		
	Balance at the beginning of the year	76,303	31,881
	Additions	42,125	57,002
	Depreciation expense	(29,850)	(12,580)
	Balance at the end of the year	88,578	76,303

12	EXPLORATION & EVALUATION EXPENDITURE		
	Carrying amount of exploration expenditure	26,793,526	2,446,831
	Movement during the year		
	Balance at the beginning of the year	2,446,831	6,520,400
	Expenditure/(transfer) during the year	24,346,695	(4,073,569)
	Balance at the end of the year	26,793,526	2,446,831

Exploration and evaluation expenditure capitalised relates to expenditure incurred and capitalised for the Colosseum Project in California USA. This expenditure has been accounted for in accordance with AASB 6 Exploration for and Evaluation of Mineral Resources.

The ultimate recoupment of costs carried forward for exploration expenditure is dependent on the successful development and commercial exploitation, or alternatively, the sale of the respective area of interest and also dependent on the Group's ability to renew the expired tenements without exception.

13	TRADE & OTHER PAYABLES	30-Jun-26	30-Jun-25
		$	$
	Current		
	Trade and sundry creditors	7,083,903	1,294,782
	Accruals	232,009	54,798
		7,315,912	1,349,580

Current trade & other payables are non-interest bearing and are settled on 30 day terms.

14	FINANCIAL LIABILITIES TO RELATED PARTIES	30-Jun-26	30-Jun-25
		$	$
	Current		
	Loan - Mr. Mark Johnson	-	2,473,949
		-	2,473,949

Loans from Directors – Mr. Johnson

On 4 September, 2026 an amount of $2,502,428 was paid to Mr Johnson (including $28,479 interest for the period 1 July 2026 to 4 September 2026) in full settlement of all loans outstanding from the Company to Mr Johnson.

Refer to the table below for a summary of loans outstanding to Mr. Johnson as at 30 June 2025.

LOANS FROM MARK JOHNSON AS AT 30 JUNE 2025						
Loan Date	Principal	Repayments	Principal Outstanding	Interest	Loan Outstanding	Interest Rate
Outstanding interest on loans repaid				$ 206,959	$ 206,959	
01 Nov 2022	$ 1,250,000	$ 1,050,759	$ 199,241	$ 238,671	$ 437,912	10%
17 Nov 2022	$ 500,000	$ -	$ 500,000	$ 131,370	$ 631,370	10%
23 Nov 2022	$ 300,000	$ -	$ 300,000	$ 78,329	$ 378,329	10%
02 Dec 2022	$ 75,000	$ -	$ 75,000	$ 19,397	$ 94,397	10%
09 Dec 2022	$ 428,000	$ -	$ 428,000	$ 109,873	$ 537,873	10%
11 Jan 2023	$ 150,000	$ -	$ 150,000	$ 37,110	$ 187,110	10%
TOTAL	$ 2,703,000	$ 1,050,759	$ 1,652,241	$ 821,708	$ 2,473,949	

15	LOANS	30-Jun-26	30-Jun-25
		$	$
	Current		
	Short term loans	-	464,585
		-	464,585

16.	CONTRIBUTED EQUITY	Consolidated	
		30-Jun-26	30-Jun-25
(a)	**Share Capital**		
	Ordinary Capital - Number of Shares	3,928,085,027	3,149,322,186
	Ordinary Capital - Paid Up	$200,618,068	$81,827,496

(b)	Movements in Share Capital		Consolidated	
			No. of shares	$
	01 Jul 2025	**Opening Balance**	3,149,322,186	81,827,496
	05 Aug 2025	Issue of shares	18,000,000	540,000
	05 Sep 2025	Issue of shares	124,279,070	27,400,000
	10 Nov 2025	Issue of shares	2,410,482	956,343
	30 Jan 2026	Issue of shares	111,774,193	34,650,000
	10 Apr 2026	Issue of shares	125,650,000	50,201,500
	Sep 2025 Quarter	Conversion of options to shares	90,069,437	4,101,231
	Dec 2025 Quarter	Conversion of options to shares	101,549,292	3,704,630
	Mar 2026 Quarter	Conversion of options to shares	49,196,289	582,595
	Jun 2026 Quarter	Conversion of options to shares	155,834,078	3,239,656
		Share Issue Costs		(6,585,383)
		Closing Balance	3,928,085,027	200,618,068

Ordinary shares entitle the holder to participate in dividends and the proceeds on winding up of the Company in proportion to the number of and amounts paid on the shares held. At shareholders meetings, each ordinary share is entitled to one vote per share when a poll is called, otherwise each shareholder has one vote on a show of hands.

At 30 June 2026 there were 3,928,085,027 (2025: 3,149,322,158) fully paid Ordinary shares on issue, which are freely tradeable.

There are no preference shares on issue.

Capital Management

The Group's capital includes share capital, reserves and accumulated losses. The Group's objectives when managing capital are to safeguard the Group's ability to continue as a going concern, so that it can continue to provide returns for shareholders and benefits for other stakeholders. The Group manages the capital structure and makes adjustments to it in light of changes in economic conditions and the risk characteristics of the underlying assets. In order to achieve this, the Group may issue new shares in order to meet its financial obligations. There are no externally imposed capital requirements.

17	RESERVES	30-Jun-26	30-Jun-25
		$	$
	Option Valuation Reserve	3,360,958	2,063,833
	Foreign Currency Translation Reserve	1,274,283	145,840
	Share Based Payments Reserve	1,510,897	1,680,846
		6,146,138	3,890,519

Foreign Currency Translation Reserve

The foreign currency translation reserve records exchange differences arising on translation of foreign controlled subsidiaries.

Option Valuation Reserve

Issue Date	Removal Or Lapse Date	Number of Options	Exercise Price	Expiry Date	Option Expense
Closing Balance 30 June 2024					**$1,050,305**
14 Oct 22		11,937,500	$0.1350	14 Oct 25	162,748
19 Dec 22		15,587,500	$0.1350	19 Dec 25	77,938
12 May 23		75,100,000	$0.0300	12 May 26	215,287
18 May 23		13,550,000	$0.0300	18 May 26	35,230
10 Aug 23		6,666,504	$0.0300	09 Aug 26	28,025
08 Apr 24		71,614,442	$0.0300	08 Apr 27	128,906
02 Aug 24		388,501,094	$0.0200	02 Aug 26	230,079
18 Aug 24		1,333,333	$0.0200	02 Aug 26	943
28 Aug 24		96,014,557	$0.0200	02 Aug 26	62,672
28 Aug 24		41,235,443	$0.0200	02 Aug 26	26,916
10 Oct 24		35,790,304	$0.0200	02 Aug 26	15,699
13 Feb 25		13,230,000	$0.0200	02 Aug 26	2,398
15 Apr 25		50,000,000	$0.0200	02 Aug 26	12,045
16 Apr 25		50,000,000	$0.0200	02 Aug 26	11,910
28 Apr 25		10,000,000	$0.0200	02 Aug 26	2,731
Closing Balance 30 June 2025					**$2,063,833**
14 Oct 22	14 Oct 25	11,937,500	$0.1350	14 Oct 25	47,016
19 Dec 22	19 Dec 25	15,587,500	$0.1350	19 Dec 25	36,587
12 May 23	12 May 26	75,100,000	$0.0300	12 May 26	186,582
18 May 23	18 May 26	13,550,000	$0.0300	18 May 26	31,120
10 Aug 23		6,666,504	$0.0300	09 Aug 26	28,025
08 Apr 24		71,614,442	$0.0300	08 Apr 27	128,906
02 Aug 24		388,501,094	$0.0200	02 Aug 26	252,526
18 Aug 24		1,333,333	$0.0200	02 Aug 26	1,091
28 Aug 24		96,014,557	$0.0200	02 Aug 26	74,709
28 Aug 24		41,235,443	$0.0200	02 Aug 26	32,085
10 Oct 24		35,790,304	$0.0200	02 Aug 26	21,738
13 Feb 25		13,230,000	$0.0200	02 Aug 26	6,302
15 Apr 25		50,000,000	$0.0200	02 Aug 26	57,816
16 Apr 25		50,000,000	$0.0200	02 Aug 26	57,940
28 Apr 25		10,000,000	$0.0200	02 Aug 26	15,859
07 Jan 26		4,000,000	$0.1585	07 Jan 28	152,336
01 Feb 26		2,000,000	$0.1750	01 Feb 28	72,431
05 Mar 26		1,200,000	$0.2269	05 Mar 29	28,993
10 Apr 26		3,000,000	$0.1952	10 Apr 28	65,067
Closing Balance 30 June 2026					**$3,360,961**

Share Based Payments Reserve

On 28 May 2021 (after receiving the approval of shareholders at a General Meeting on 21 May 2021), the Company did issue to related parties a total of 18,883,179 fully paid Ordinary shares (Mr. Baghdadi: 16,420,156 and Mr. Lannen: 2,463,023). These shares were issued with the consideration payable by Mr. Baghdadi and Mr. Lannen for the shares funded by an interest free and limited recourse loan advanced by the Company. Under AASB2, the issuance of these shares is treated as share-based payments, the cost of these were independently valued (using an option pricing model) at $1,302,939 and are recorded in the Share Based Payments Reserve.

On 14 July 2021, the Company issued to two employees 400,000 and 200,000 fully paid Ordinary shares. These shares were issued with the consideration payable by the employees for the shares funded by interest free and limited recourse loans of $40,000 and $20,000 advanced by the Company, secured against the 400,000 and 200,000 Ordinary shares respectively. Under AASB2, the issuance of these shares is treated as share-based payments, the cost of these were independently valued (using an option pricing model) at $20,746 and are recorded in the Share Based Payments Reserve.

On 30 July 2021, 7,000,000 options were issued to PAC Partners. The assessed fair value at grant date of options issued was $357,161. The fair value at grant date is determined using the Black Scholes Model.

18 EARNINGS PER SHARE

The calculation of basic loss per share at 30 June 2026 was based on the loss attributable to ordinary shareholders of $20,157,923 (2025 : loss $11,728,758) and a weighted average number of shares outstanding during the financial year ended 30 June 2025 of 3,519,047,334 (2025 : 2,485,578,675) calculated as follows :

(a) Basic (loss) per share	**30-Jun-26**	**30-Jun-25**
Net (loss) attributable to ordinary equity holders of the Company ($)	($20,354,965)	($11,728,758)
Weighted average number of ordinary shares	3,519,047,334	2,485,578,675
Continuing operations		
Basic loss per share (cents)	(0.58)	(0.47)

(b) Diluted (loss) per share

Potential ordinary shareholders are not considered dilutive, thus diluted profit/(loss) per share is the same as basic loss per share.

19 RIGHT-OF-USE ASSETS (NON-CURRENT)

Lease - Right of use	171,260	171,260
Less: Accumulated depreciation	(146,684)	(91,231)
	24,576	80,029

Additions to the right-of-use assets during the year were $0 (2025:$0).

The consolidated entity leases premises under agreements between one to three years with in some cases, options to extend. The leases have various escalation clauses. On renewal, the terms of the leases are renegotiated. The consolidated entity leases other equipment under agreements of less than one year, are either short-term or low-value, so have been expensed as incurred and not capitalised as right-of-use-assets.

20 LEASE LIABILITIES

	30-Jun-26	30-Jun-25
	$	$
Lease liabilities (current)	25,564	61,047
Lease liabilities (non-current)	-	26,965

21 FINANCIAL RISK MANAGEMENT

	30-Jun-26	30-Jun-25
	$	$
Financial Assets		
Cash & cash equivalents	86,014,555	8,945,254
Trade & other receivables	2,171,052	311,745
Financial Assets	1,223,727	1,281,462
	89,409,334	10,538,461
Financial Liabilities		
Trade & other payables	7,315,912	1,349,580
Financial liabilities to related parties - current	-	2,473,949
Short term loans	-	464,585
Lease Liabilities	25,564	88,012
	7,341,476	4,376,126
Net exposure	82,067,858	6,162,335

The Group's principal financial instruments consist of deposits with banks, receivables, other financial assets and payables. At the reporting date, the Group had the following mix of financial assets and liabilities.

The main risks arising from the Group’s financial instruments are interest rate risk, credit risk, foreign currency risk and liquidity risk. The Group uses different methods to measure and manage different types of risks to which it is exposed. Primary responsibility for identification and control of financial risks rests with the Board of Directors.

(a) Interest rate risk

Interest rate risk is the risk that the value of a financial instrument will fluctuate due to changes in market interest rates. The Group is exposed to interest rate risk as it invests funds at both fixed and floating interest rates. The risk is managed by maintaining an appropriate mix between fixed and floating rate deposits.

Financial Assets	30-Jun-26	30-Jun-25
	$	$
Cash and cash equivalents	86,014,555	8,945,254

Sensitivity

Based on the cash and cash equivalent held on 30 June 2026, had the interest rate increased by 1%, the group's post-tax loss would have been decreased by $8,601,455 and had the interest rate decreased by 1%, the group's post tax loss would have been increased by $8,601,455. Based on the cash and cash equivalent held on 30 June 2025, had the interest rate increased by 1%, the group's post-tax loss would have been decreased by $894,525 and had the interest rate decreased by 1% the group's post tax loss would have been increased by $894,525.

The Company has no long term loans as at 30 June 2026.

Credit risk

Credit risk refers to the risk that a counterparty will default on its contractual obligations resulting in financial loss to the Group. The Group has adopted a policy of only dealing with creditworthy counterparties and obtaining sufficient collateral where appropriate, as a means of mitigating the risk of financing loss from defaults. The Group's exposure and the credit ratings of its counterparties are continuously monitored and the aggregate value of transactions concluded is spread amongst approved counterparties.

The carrying amount of financial assets recorded in the financial statements, net of any provision for losses, represents the Group's maximum exposure to credit risk. All trade and other receivables are due within 30 days and none are past due.

(i) Cash and cash equivalents

The Group's primary banker is Commonwealth Bank of Australia (2025: Commonwealth Bank of Australia). The Board considers the use of this financial institution, which has a short term rating of AA- from Standards and Poors to be sufficient in the management of credit risk with regards to these funds.

	30-Jun-26	30-Jun-25
	$	$
Cash and cash equivalents	86,014,555	8,945,254

(ii) Trade & other receivables

While the Group has policies in place to ensure that transactions with third parties have an appropriate credit history, the management of current and potential credit risk exposures is limited as far as is considered commercially appropriate. Up to the date of this report, the Board has placed no requirement for collateral on existing debtors.

(b) Foreign currency risk

The group operates internationally and is exposed to foreign exchange risk arising from various currency exposures, primarily with respect to the US and Fijian dollar. Foreign exchange risk arises from future commercial transactions and recognised financial assets and financial liabilities denominated in a currency that is not the Company's functional currency. The risk is measured using sensitivity analysis and cash flow forecasting. The group's exposure to foreign currency risk at the end of the reporting period, expressed in Australian Dollars, was as follows:

Foreign Currency risk

	30-Jun-26	30-Jun-25
	$	$
Cash at bank and short term bank deposits	814,488	1,981,010
Financial assets	1,776,286	1,273,642
Payables	(4,183,191)	(1,035,133)
	(1,592,417)	2,219,519

SENSITIVITY

At 30 June 2026, had the Australian dollar weakened by 10% against the US and Fijian dollar, with all other variables being constant, the net assets of the group would have decreased by $159,241 (2025: increased by $221,952) and loss would have increased by $159,241 (2025: reduced by $221,952.

Liquidity risk management

Liquidity risk is the risk that the Group will encounter difficulty in meeting obligations associated with financial liabilities.

Ultimate responsibility for liquidity risk management rests with the Board of Directors, who have built an appropriate liquidity risk management framework for the management of the Group's short, medium and long-term funding and liquidity management requirements.

The Group manages liquidity risk by continually monitoring cash reserves and cash flow forecasts to ensure that financial commitments can be met as and when they fall due.

The terms of the group's financial liabilities are detailed in notes 13, 14 and 15.

22 KEY MANAGEMENT PERSONNEL DISCLOSURES

a. Key management personnel compensation

Information regarding individual Directors and Executive compensation and some equity instruments disclosures as permitted by Corporations Regulation 2M.3.03 is provided in the remuneration report section of the Directors' report.

	30-Jun-26	30-Jun-25
	$	$
Compensation by category		
Short term employee benefits	480,000	480,000
	480,000	480,000

b. Material contracts

i. Directors' Deeds of Indemnity

With every Director appointment, the Group enters into a deed of indemnity, insurance and access with each of its Directors. Under these deeds, the Group agrees to indemnify each Director to the extent permitted by the Corporations Act 2001 against any liability arising as a result of the Director acting in the capacity as a Director of the Group. The Group is also required to maintain insurance policies for the benefit of the Directors and must also allow the Directors to inspect Group documents in certain circumstances.

ii. Loans to Directors

On 28 May 2021 (after receiving the approval of shareholders at a General Meeting on 21 May 2021), the Company did issue to related parties a total of 18,883,179 fully paid Ordinary shares (Mr. Stephen Baghdadi: 16,420,156 and Mr. Bill Lannen-: 2,463,023). These shares were issued with the consideration payable by Mr. Baghdadi and Mr. Lannen for the shares funded by an interest free and limited recourse loan advanced by the Company. Under AASB2, the issuance of these shares is treated as share-based payments, the cost of these were independently valued (using an option pricing model) at $1,302,939 and are recorded in the Share Based Payments Reserve (Note 17).

On 3 October, 2025 Mr Lannen resigned as a Director of the Company and repaid $197,042 being the value of the limited recourse loan at that time. $169,949 was written back to the Share Based Payments Reserve (Note 17).

Other Fees Paid to/accrued for Directors

Other than that provided in the remuneration section of the Directors' report, there were no other fees paid to Directors.

iii. Balances outstanding

As at 30 June 2026, there were no amounts unpaid to KMP and or Directors. (2025: NIL)

23 RELATED PARTY DISCLOSURES

(i) Key management personnel

Disclosures relating to directors and executives are set out in note 22 Key Management Personnel Disclosures.

(ii) Transactions with related parties

FINANCIAL LIABILITIES TO RELATED PARTIES	30-Jun-26	30-Jun-25
	$	$
Current		
Loan - Mr. Mark Johnson	-	2,473,949
	-	2,473,949

Directors Loans

Loans from Directors – Mr. Johnson

On 4 September, 2026 an amount of $2,502,428 was paid to Mr Johnson (including $28,479 interest for the period 1 July 2026 to 4 September 2026) in full settlement of all loans outstanding from the Company to Mr Johnson.

Interest for the year ended 30 June 2025 was $163,423. Total interest of $821,708 was accrued as at 30 June 2025. Refer to the table below for a summary of loans outstanding to Mr. Johnson as at 30 June 2025.

LOANS FROM MARK JOHNSON AS AT 30 JUNE 2025						
Loan Date	Principal	Repayments	Principal Outstanding	Interest	Loan Outstanding	Interest Rate
Outstanding interest on loans repaid				$ 206,959	$ 206,959	
01 Nov 2022	$ 1,250,000	$ 1,050,759	$ 199,241	$ 238,671	$ 437,912	10%
17 Nov 2022	$ 500,000	$ -	$ 500,000	$ 131,370	$ 631,370	10%
23 Nov 2022	$ 300,000	$ -	$ 300,000	$ 78,329	$ 378,329	10%
02 Dec 2022	$ 75,000	$ -	$ 75,000	$ 19,397	$ 94,397	10%
09 Dec 2022	$ 428,000	$ -	$ 428,000	$ 109,873	$ 537,873	10%
11 Jan 2023	$ 150,000	$ -	$ 150,000	$ 37,110	$ 187,110	10%
TOTAL	$ 2,703,000	$ 1,050,759	$ 1,652,241	$ 821,708	$ 2,473,949	

(iii) Subsidiaries and associates

Name of subsidiary	Country of Incorporation	Ownership Interest (%) 30.6.26	Ownership Interest (%) 30.6.25
Dateline Fiji Pty Limited	Australia	100%	100%
Matai Holdings (Fiji) Ltd	Fiji	100%	100%
Golden Phoenix Resources Limited	Australia	100%	100%
Golden Phoenix Australia Pty Ltd	Australia	100%	100%
Colosseum Mines Pty Ltd	Australia	100%	100%
Osbourne Minerals Inc.	USA	100%	N/A

24 COMMITMENTS

(a) Operating Commitments

There were no operating commitments at year end.

(b) Exploration and evaluation Commitments

There were no exploration and evaluation commitments at year end.

25 SUBSEQUENT EVENTS

No matter or event has arisen since 30 June 2026 that would be likely to materially affect the operations of the Group, or the state of affairs of the Company not otherwise disclosed in the Group's financial report.

26 CONTINGENT LIABILITIES

Colosseum Gold Mine

In March 2021, the Company entered into an agreement with LAC Minerals (USA) LLC, a wholly owned subsidiary of Barrick Gold Corporation to acquire the Colosseum Gold Mine, located in San Bernardino County, California. Colosseum was originally discovered in the early 1970's, with production of ~344,000 ounces of gold between 1988 and 1993 from two open pits. At the time of suspension of operations, the gold price was at a cyclical low below US$350/oz.

In October 2021, Dateline announced that all outstanding conditions precedent for the completion of the acquisition had been fulfilled. As part of the transaction, Dateline has provided US$770,000 in reclamation bonds to replace the Barrick bonds with the relevant authorities. At this time, the Company cannot reliably estimate the cost or timing of any remediation expenditure that may be required.

As part of the acquisition, a further payment of US$1,500,000 to Barrick is payable following the successful completion of a bankable feasibility study. Barrick is also entitled to a 2.5% Net Smelter Return royalty for all future production of any metals from the mine.

Legal Proceedings

(a) US1 Critical Mineral Ltd & Ors v Stephen Baghdadi & Ors

On 23 December 2025 US1 Critical Minerals Limited and Apex USA Resources LLC (Applicants) filed an Amended Originating Application in the Federal Court against Stephen Baghdadi and Dateline Resources Limited (Respondents).

The Applicants' allege an agreement in relation to the pegging and ownership of certain mining tenements in the USA (Tenements). The Respondents deny each of the Applicants' claims but have agreed not to sell or transfer the Tenements without giving the Applicants prior notice.

A final hearing in relation to this matter commenced on 20 April 2026 and concluded on 16 June 2026 in the Federal Court of Australia in Melbourne Victoria. The proceedings brought by the Applicant against the Company and it's Managing Director were vigorously defended.

As at the date of this report, no decision has been made by the Court. The directors of Dateline strongly believe that the Respondents will be successful in this matter.

(b) National Parks Conservation Association (NCPA) v U.S Department of Interior (DOI) the National Parks Service (NPS) and related Federal Parties

The NCPA launched legal proceeding against the DOI and the NPS on April 15, 2026 relating to the long standing and valid existing rights to conduct mining activities at the Colosseum Gold and Rare Earths Project which were confirmed by the Department of Interior (DOI) in April 2025. This is consistent with the Company's long-held position that activities undertaken at Colosseum have been conducted within the scope of existing Federal approvals and applicable regulatory requirements. The Company nor it's subsidiary Colosseum Rare Metals Inc. (CRM) were named in the proceedings.

On 23 June 2026, the NPCA brought a motion in the Court seeking a preliminary injunction restraining activities at the Company's Colosseum Project pending resolution of NPCA's challenge to the 2025 National Parks Service's acknowledgement of the continuing effect of the mine's existing plan of operations. NCPA's motion was defended by both the United States Federal Government (Department of Justice) and the Company.

On 3 July 2026, the Company and CRM filed a motion in the US District Court of California seeking leave to intervene as a defendant in the proceedings brought by the NPCA against the DOI, the NPS and related Federal parties. On 22 July 2026 the US District Court granted the Company and CRM the right to intervene in the NCPA proceedings, including the right to participate and be heard as a party in the NCPA proceedings.

On 10 August 2026, the Court issued a preliminary order requiring, amongst other things, that the Company and CRM halt operations at the Colosseum Project in an orderly and safe manner until either the preliminary injunction is lifted or a final judgment is delivered in relation to the NPCA proceedings. The Company is considering the preliminary order and its alternative courses of action, including a potential appeal to the appellate court.

The Company notes that the Court's decision to grant the preliminary injunction does not control the final determination of whether the National Parks Service's acknowledgement of the continuing effect of the mine's existing plan is valid. This is a question to be determined by the Court in due course. The Company further notes that a Status Hearing is scheduled for October 2026 at which time it is likely that a timetable for when matters the subject of the NPCA proceedings will be determined.

Legacy Asset Contingent Liability

For the acquisition of Sooner Lucky Strike Mine and Gold Links Mine there is a contingent liability in regard to Royalty Arrangements to the vendors. The vendors are entitled to receive royalty payments at a rate of US$100 for each ounce of gold produced from any mining operations conducted up to a maximum of US$500,000 (Maximum Amount).

27 DIVIDENDS

No dividend has been paid during the financial year and no dividend is recommended for the financial year.

28 REMUNERATION OF AUDITORS

	30-Jun-26	30-Jun-25
DFK Laurence Varnay Auditors Pty Ltd		
An audit or review of the financial report of the Company	67,000	55,450
	67,000	55,450

29 PARENT ENTITY INFORMATION

(a) Financial Position

	30-Jun-26	30-Jun-25
Assets	$	$
Current assets	84,179,981	20,889,260
Non-current assets	42,033,456	8,000
Total Assets	126,213,437	20,897,260
Liabilities		
Current liabilities	-	1,112,277
Non-Current liabilities	350,000	1,652,241
Total Liabilities	350,000	2,764,518
Net Assets	125,863,437	18,132,742
Equity		
Issued equity	200,739,232	82,510,952
Reserves	3,790,142	2,493,014
Accumulated losses	(78,336,535)	(66,871,224)
Total Equity	126,192,839	18,132,742

(b) Financial Performance

Loss for the year	(11,465,311)	(4,102,932)
Other comprehensive income	-	-
Total Comprehensive Income	(11,465,311)	(4,102,932)

(c) Guarantees Entered Into By The Parent Entity

No guarantees have been entered into by the parent entity in relation to the debts of its subsidiaries.

(d) Commitments And Contingencies of the Parent Entity

There were no commitments and contingencies for the parent entity as at 30 June 2026 or 30 June 2025 other than that disclosed in notes 22 and 24.

30 ENTITIES ACQUIRED DURING THE YEAR

Year ended 30 June 2026 - NIL

Year ended 30 June 2025 - NIL

In the Directors' opinion:

a) The financial statements and notes set out on pages 16 to 42 are in accordance with the Corporations Act 2001, including:

   (i) complying with Accounting Standards, the Corporations Regulations 2001 and other mandatory professional reporting requirements, and

   (ii) giving a true and fair view of the Group's financial position as at 30 June 2026 and of its performance for the financial year ended on that date, and

b) There are reasonable grounds to believe that the Company will be able to pay its debts as and when they become due and payable.

c) The consolidated entity disclosure statement required by section 295(3A) of the Corporations Act is true and correct.

Note 2(a) confirms that the financial statements also comply with International Financial Reporting Standards as issued by the International Accounting Standards Board.

The Directors have been given the declarations by the Equivalent Chief Executive Officer and the Equivalent Chief Financial Officer required by Section 295A of the Corporations Act 2001.

This declaration is made in accordance with a resolution of the directors. On behalf of the Board of Directors

Mr. Mark Johnson
Non-Executive Chairman
16 September 2026

Consolidated Entity Disclosure Statement (CEDS)

Basis of Preparation:
This Consolidated Entity Disclosure Statement (CEDS) has been prepared in accordance with the Corporation Act 2001 and includes required information for each entity that was part of the consolidated entity as at 30 June 2026.

Consolidated Entity
This CEDS includes only those entities consolidated as at 30 June 2026 in accordance with AASB 10 Consolidated Financial Statements.

Determination of Tax Residence
Section 295 (3A) of the Corporations Act 2001 defines tax residency as having the meaning in the Income Tax Assessment Act 1997. The determination of tax residency involves judgment as there are currently several different interpretations that could be adopted, and which could give rise to a different conclusion on residency. In determining tax residency, the consolidated entity has applied the following interpretations:

Australian tax residency:
The consolidated entity has applied current legislation and judicial precedent, including having regard to the Tax Commissioner's public guidance.

Foreign tax residency
Where necessary, the consolidated entity has used independent tax advisers in foreign jurisdictions to assist in its determination of tax residency to ensure applicable foreign tax legislation has been complied with.

Partnerships and Trusts
Australian tax law does not contain specific residency tests for partnerships and trusts. Generally, these entities are taxed on a flow-through basis so there is no need for a general residence test. There are some provisions which treat trusts as residents for certain purposes, but this does not mean the trust itself is an entity that is subject to tax. Additional disclosures on the tax status of partnerships and trusts have been provided where relevant.

Name of entity	Type of Entity	Trustee, partner or participant in joint Venture	% of share capital held	Country of Incorporation	Australian resident or foreign resident (for tax purpose)	Foreign tax jurisdiction of foreign residents
Dateline Resources Ltd	Body Corporate	N/A	N/A	Australia	Australian	N/A
Matai Holdings (Fiji) Ltd	Body Corporate	N/A	100	Fiji	Foreign Resident	N/A
Dateline Fiji Pty Limited	Body Corporate	N/A	100	Australia	Australian	N/A
Golden Phoenix Resources Limited	Body Corporate	N/A	100	Australia	Australian	N/A
Golden Phoenix Australia Pty Ltd	Body Corporate	N/A	100	Australia	Australian	N/A
Colosseum Mines Pty Ltd	Body Corporate	N/A	100	Australia	Australian	N/A
Osbourne Minerals Inc.	Body Corporate	N/A	100	USA	Foreign Resident	N/A

This declaration is made in accordance with a resolution of the directors.

On behalf of the Board of Directors

Mr. Mark Johnson
Non-Executive Chairman
16 September 2026

dfk laurence varnay
AUDITORS PTY LTD

Dateline Resources Limited
ABN: 63 149 105 653

Independent Auditor's Report to the shareholders of Dateline Resources Limited

Report on the Audit of the Financial Report

Opinion

We have audited the Financial Report of Dateline Resources Limited (the Company) and Controlled Entities (the Group), which comprises the consolidated statement of financial position as at 30 June 2026, the consolidated statement of profit or loss and other comprehensive income, the consolidated statement of changes in equity and the consolidated statement of cash flows for the year then ended, and notes to the financial statements, including a summary of significant accounting policies and other explanatory information, the consolidated entity disclosure statement and the directors' declaration.

In our opinion:

a) The accompanying Financial Report of the Company is in accordance with the Corporations Act 2001, including:

   (i) giving a true and fair view of the Group's financial position as at 30 June 2026 and of their financial performance for the year then ended; and

   (ii) complying with Australian Accounting Standards and the Corporations Regulations 2001.

Basis for Opinion

We conducted our audit in accordance with Australian Auditing Standards. Our responsibilities under those standards are further described in the *Auditor's Responsibilities for the Audit of the Financial Report* section of our report.

We are independent of the Group in accordance with the auditor independence requirements of the *Corporations Act 2001* and the ethical requirements of the Accounting Professional and Ethical Standards Board's APES 110 *Code of Ethics for Professional Accountants (including Independence Standards)* (the code) that are relevant to our audit of the financial report in Australia. We have also fulfilled our other ethical responsibilities in accordance with the Code. We confirm that the independence declaration required by the *Corporations Act 2001*, which has been given to the directors of the Company, would be in the same terms if given to the directors as at the time of this auditor's report.

We believe that the audit evidence we have obtained is sufficient and appropriate to provide a basis for our opinion.

Level 12, 222 Pitt Street, Sydney NSW 2000
T +61 2 9264 5400
E audit@dfklv.com.au
W dfklv.com.au
DFK Laurence Varnay Auditors Pty Ltd
ABN 75 648 004 595

Emphasis of Matter - Going Concern

We draw attention to Note 2(g) on going concern assumption. The ability of the Group to continue as a going concern is dependent upon the Group being able to generate sufficient funds to satisfy exploration commitments and working capital requirements. The Group has taken steps to ensure that it has adequate working capital to not only satisfy existing commitments, but also future expenditure required to meet its objectives.

Emphasis of Matter – Contingent Liabilities

We draw attention to Note 26(a) and (b) in the financial report on the legal proceedings brought against the Group and their status as at the date of this audit report.

Emphasis of Matter - Renewal of Matai Holdings Tenements - SPL 1387 and SPL 1396

A subsidiary, Matai Holdings (Fiji) Limited Special Prospecting Licence (SPL) 1387 and SPL 1396 expired on 26 August 2020 and since then has been undergoing renewal process with Mineral Resources Department of Fiji (MRD). As disclosed in note 2t (v), parent (Dateline Resources Limited) announced the sale of Matai Holdings (Fiji) Limited on ASX on 13 May 2025. Post year end, $350,000 was received. Whilst the sale has not been completed as at the date of signing, due to prolonged delay of renewal and based on sale information of Matai Holdings (Fiji) Limited, Exploration & Evaluation expenditure incurred by Matai Holdings (Fiji) Limited of $54,906 (2025: AUD $4,676,792) was impaired as at 30 June 2026.

Key Audit Matters

Key audit matters are those matters that, in our professional judgement, were of most significance in our audit of the financial report for the year ended 30 June 2026. These matters were addressed in the context of our audit of the financial report as a whole and in forming our opinion thereon, and we do not provide a separate opinion on these matters.

Apart from above the key audit matters are:

Key audit matters	**How our audit addressed the key audit matters**
Going concern **Refer to Note 2(g)**	
We identified going concern as a key audit matter due to the significant level of judgement required in evaluating the Group's assessment of going concern and the events or conditions that may cast significant doubt on their ability to continue as a going concern as disclosed in Note 2(g). The Directors have determined that the going concern basis of accounting is appropriate in preparing the financial report based on cash flow projections which included a number of assumptions and high level of judgements. The directors are of the	Our audit procedures in relation to going concern included but were not limited to: • We critically analysed The Group's forecasts for the next 12 months from the date of signing the financial statements by assessing key cash inflows and outflows: - We reviewed the financial position and assessed a number of key ratios;

Level 12, 222 Pitt Street, Sydney NSW 2000
T +61 2 9264 5400
E audit@dfklv.com.au
W dfklv.com.au
DFK Laurence Varnay Auditors Pty Ltd
ABN 75 648 004 595

Key audit matters	How our audit addressed the key audit matters
opinion that the range of possible outcomes considered in arriving at this judgement does not give rise to a material uncertainty casting significant doubt on the Group's ability to continue as a going concern. The levels of uncertainty was critically scrutinised, as it related to the Group's ability to continue as a going concern, within the assumptions and judgements, concentrating on: • capital raising in April 2026 of $50,201,500; • The consolidated entity's projected cash flow analysis supporting its ability to meet its financial obligations, whereby Board will control expenditure according to level of cash inflows; • Additional funding that may be raised through various transactions including future fundraising from financial institutions and the market; and • Issuing equity to settle future liabilities, if appropriate.	- Reviewed FY 2027 YTD cash inflows and outflow results against forecast; and - Reviewed subsequent bank statements upto date of signing to validate assumptions made in forecast.
Option Valuation – Note 17 The Group often provides benefits to Directors and others via share-based payment transactions, whereby the Directors or others render services and receive shares or the option to purchase shares. These share-based payment transactions are classified by the Group as equity settled share-based payment transactions. This is a key audit matter because the expense recognised incorporates a judgemental value. Black Scholes model's include inputs which require judgement. The share-based payment expenses were split between share-based payment expenses / reserves or option valuation expenses / reserves, depending on their type as requested by management, however, are all captured under AASB 2 Share Based Payments. Options issued to directors were valued by management using a Black Scholes model, and the vesting periods were determined by	Our audit procedures included but were not limited to: • Only options were issued in FY 2026 so obtaining agreements for options and assessing the accounting treatment in conjunction with the terms; • Review of treatment of non-recourse loan repayment in FY26; • Considering the design and implementation of controls surrounding review of valuations at the Board level; • Obtaining management or expert valuation using Black Scholes models and supporting the inputs in the calculations to publicly available data; • Considering the objectivity, competence and capabilities management expert used; and

Level 12, 222 Pitt Street, Sydney NSW 2000
T +61 2 9264 5400
E audit@dfklv.com.au
W dfklv.com.au
DFK Laurence Varnay Auditors Pty Ltd
ABN 75 648 004 595

Key audit matters	How our audit addressed the key audit matters
the directors. These options were accounted for in the option valuation reserve. Limited recourse share purchase loans, which were accounted for as options under AASB 2 Share Based Payments were valued with the assistance of an expert valuer who also used a Black Scholes model. The limited recourse share purchase loans are within the share-based payments reserve including treatment of repayment in FY 26. The impact on the financial report for the year ended 30 June 2026 reflected a profit or loss charge of $1,297,128 to option valuation expense.	• Examining the disclosures made in the financial report.

Other Information

The directors are responsible for the other information. The other information comprises the information included in the Group's annual report for the year ended 30 June 2026 but does not include the financial report and our auditor's report thereon.

Our opinion on the financial report does not cover the other information and accordingly we do not express any form of assurance conclusion thereon. In connection with our audit of the financial report, our responsibility is to read the other information and, in doing so, consider whether the other information is materially inconsistent with the financial report or our knowledge obtained in the audit or otherwise appears to be materially misstated. If, based on the work we have performed, we conclude that there is a material misstatement of this other information, we are required to report that fact. We have nothing to report in this regard.

Responsibilities of Directors for the Financial Report

The directors of the Company are responsible for the preparation of the financial report that gives a true and fair view in accordance with Australian Accounting Standards and the *Corporations Act 2001* and the consolidated entity disclosure statement that is true and correct in accordance with the Corporations Act 2001 and for such internal control as the directors determine is necessary to enable the preparation of the financial report (other than the consolidated entity disclosure statement) that gives a true and fair view and is free from material misstatement, whether due to fraud or error and the consolidated entity disclosure statement that is true and correct and is free of misstatement, whether due to fraud or error. In preparing the financial report, the directors are responsible for assessing the Group's ability to continue as a going concern, disclosing, as applicable, matters related to going concern and using the going concern basis of accounting unless the directors either intend to liquidate the Group or to cease operations, or have no realistic alternative but to do so.

Auditor's Responsibilities for the Audit of the Financial Report

Our objectives are to obtain reasonable assurance about whether the financial report as a whole is free from material misstatement, whether due to fraud or error, and to issue an auditor's report that includes our opinion. Reasonable assurance is a high level of assurance but is not a guarantee that an audit conducted in accordance with Australian Auditing

Level 12, 222 Pitt Street, Sydney NSW 2000
T +61 2 9264 5400
E audit@dfklv.com.au
W dfklv.com.au
DFK Laurence Varnay Auditors Pty Ltd
ABN 75 648 004 595

Auditor's Responsibilities for the Audit of the Financial Report (Cont'd)

Standards will always detect a material misstatement when it exists. Misstatements can arise from fraud or error and are considered material if, individually or in the aggregate, they could reasonably be expected to influence the economic decisions of users taken on the basis of the financial report.
As part of an audit in accordance with the Australian Auditing Standards, we exercise professional judgement and maintain professional scepticism throughout the audit. We also:

- Identify and assess the risks of material misstatement of the financial report, whether due to fraud or error, design and perform audit procedures responsive to those risks, and obtain audit evidence that is sufficient and appropriate to provide a basis for our opinion. The risk of not detecting a material misstatement resulting from fraud is higher than for one resulting from error, as fraud may involve collusion, forgery, intentional omissions, misrepresentations, or the override of internal control.
- Obtain an understanding of internal control relevant to the audit in order to design audit procedures that are appropriate in the circumstances, but not for the purpose of expressing an opinion on the effectiveness of the Group's internal control.
- Evaluate the appropriateness of accounting policies used and the reasonableness of accounting estimates and related disclosures made by the directors.
- Conclude on the appropriateness of the directors' use of the going concern basis of accounting and, based on the audit evidence obtained, whether a material uncertainty exists related to events or conditions that may cast significant doubt on the Group's ability to continue as a going concern. If we conclude that a material uncertainty exists, we are required to draw attention in our auditor's report to the related disclosures in the financial report or, if such disclosures are inadequate, to modify our opinion. Our conclusions are based on the audit evidence obtained up to the date of our auditor's report. However, future events or conditions may cause the Group to cease to continue as a going concern.
- Evaluate the overall presentation, structure and content of the financial report, including the disclosures, and whether the financial report represents the underlying transactions and events in a manner that achieves fair presentation.
- Obtain sufficient appropriate audit evidence regarding the financial information of the entities or business activities within the Group to express an opinion on the financial report. We are responsible for the direction, supervision and performance of the Group audit. We remain solely responsible for our audit opinion.

We communicate with the directors regarding, among other matters, the planned scope and timing of the audit and significant audit findings, including any significant deficiencies in internal control that we identify during our audit.

We also provide the directors with a statement that we have complied with relevant ethical requirements regarding independence, and to communicate with them all relationships and other matters that may reasonably be thought to bear on our independence, and where applicable, related safeguards.
From the matters communicated with the directors, we determine those matters that were of most significance in the audit of the financial report of the current period and are therefore the key audit matters. We describe these matters in our auditor's report unless law or regulation

Level 12, 222 Pitt Street, Sydney NSW 2000
T +61 2 9264 5400
E audit@dfklv.com.au
W dfklv.com.au
DFK Laurence Varnay Auditors Pty Ltd
ABN 75 648 004 595

Auditor's Responsibilities for the Audit of the Financial Report (Cont'd)

precludes public disclosure about the matter or when, in extremely rare circumstances, we determine that a matter should not be communicated in our report because the adverse consequences of doing so would reasonably be expected to outweigh the public interest benefits of such communication.

Report on the Remuneration Report

Opinion on the Remuneration Report
We have audited the Remuneration Report included on pages 8-10 of the Directors' Report for the year ended 30 June 2026.

In our opinion, the Remuneration Report of Dateline Resources Limited, for the year ended 30 June 2026 complies with section 300A of the *Corporations Act 2001*.

Responsibilities
The directors of the Company are responsible for the preparation and presentation of the Remuneration Report in accordance with section 300A of the *Corporations Act 2001*. Our responsibility is to express an opinion on the Remuneration Report, based on our audit conducted in accordance with Australian Auditing Standards.

DFK Laurence Varnay Auditors Pty Ltd

Faizal Ajmat
Director
Sydney
Dated:16th day of September 2026

Local knowledge. National connections. Global reach.

DFK INTERNATIONAL

DFK Laurence Varnay is a member of DFK International, a worldwide association of independent accounting firms and business advisers. Our DFK membership means that we can assist you with expanding your business overseas by networking with other member firms. You can have the essential combination of global reach and local knowledge. Liability Limited by a scheme approved under Professional Standards Legislation.

Level 12, 222 Pitt Street, Sydney NSW 2000
T +61 2 9264 5400
E audit@dfklv.com.au
W dfklv.com.au
DFK Laurence Varnay Auditors Pty Ltd
ABN 75 648 004 595

The following additional information was applicable as at 16 September 2026.

1. Number of Holders of each class of equity security and the voting rights attached:

Class of Security	No. of Holders	Voting Rights Attached
Ordinary Shares	6,172	Each shareholder is entitled to one vote per share held
Unlisted Options	7	N/A

There are a total of 4,014,335,381 Ordinary fully paid shares on issue.

Distribution schedule of the number of holders of fully paid ordinary shares is as follows:

Distribution of Holders	Number of Fully Paid Ordinary Shareholders
1 - 1,000	371
1,001 - 5,000	1,521
5,001 - 10,000	905
10,001 - 100,000	2,367
100,001 and above	1,008

2. Holders of non-marketable parcels

Holders of non-marketable parcels are deemed to be those who shareholding is valued at less than $500.

- There are 2,258 shareholders who hold less than a marketable parcel of shares.
- The number of fully paid ordinary shareholdings held in less than marketable parcels is 6,668,566.

3. Substantial shareholders

As at the report date, there are four substantial shareholders.

4. Share buy-backs

There is no current on-market buy-back scheme.

5. Top 20 Shareholders

The top 20 largest fully paid Ordinary shareholders together held 78.06% of the securities in this class and are listed below:

	Holder Name	Holding	% IC
1	CITICORP NOMINEES PTY LIMITED	1,085,467,679	27.04%
2	MUTUAL TRUST PTY LTD	599,080,787	14.92%
3	MR STEPHEN BAGHDADI	412,753,379	10.28%
4	HSBC CUSTODY NOMINEES (AUSTRALIA) LIMITED	202,036,918	5.03%
5	BOLA INVESTMENT LLC	150,000,000	3.74%
6	HSBC CUSTODY NOMINEES (AUSTRALIA) LIMITED - A/C 2	142,215,237	3.54%
7	J P MORGAN NOMINEES AUSTRALIA PTY LIMITED	77,314,741	1.93%
8	MURTAGH BROS VINEYARDS PTY LTD	62,593,497	1.56%
9	WHITE CEDAR CORP PTY LTD	49,721,914	1.24%
10	GRAHAM CRAIG	45,342,910	1.13%
11	BNP PARIBAS NOMINEES PTY LTD <IB AU NOMS RETAILCLIENT>	38,939,256	0.97%
12	BNP PARIBAS NOMS PTY LTD	38,521,963	0.96%
13	MR PETER DAVID COOPER	35,264,681	0.88%
14	HANIAN INVESTMENTS PTY LTD <DELTA GAMMA A/C>	33,539,428	0.84%
15	LIGON 205 PTY LTD <SUMMIT RD INVESTMENT A/C>	29,000,000	0.72%
16	MR PHILIP JULIAN HARDCASTLE	28,110,000	0.70%
17	Tony Ferguson	26,878,333	0.67%
18	MATTHEW BURFORD SUPER FUND PTY LTD <BURFORD SUPERFUND A/C>	26,841,666	0.67%
19	WARBONT NOMINEES PTY LTD <UNPAID ENTREPOT A/C>	26,501,987	0.66%
20	MURTAGH BROS NOMINEES PTY LTD <MURTAGH BROS VINE PL S/F A/C>	23,448,281	0.58%
	Total	**3,133,572,657**	**78.06%**
	Total issued capital - selected security class(es)	**4,014,335,381**	**100.00%**

6. Unquoted Equity Securities

The Company has no listed unquoted equity securities on issue

7. Interest in Mining Licenses

The Company is an exploration entity, below is a list of its interest in licenses, where the licenses are situated and the percentage of interest held.

Project	Description / Number	Ownership	Location
Colosseum Permitted Mine	3 Patented Claims	100%	California USA
Colosseum Permitted Mine	80 Unpatented Claims	100%	California USA
Argos Strontium Project	4 Patented Claims	100%	California USA
Music Valley HREE Project	1,092 Unpatented Claims	100%	California USA

This page has been left intentionally blank

This page has been left intentionally blank

DATELINE RESOURCES

ASX: DTR
OTCQB: DTREF
FSE: YE1

ABN: 63 149 105 653

www.datelineresources.com.au