GREENTECH METALS

Advancing globally significant critical mineral and precious metal systems in WA

Tier-1 exploration opportunity underpinned by defined primary copper resources

ASX:**GRE** | September 2026



Whundo Copper Mine - Historic Open Pit

Disclaimer

Forward-Looking Statements

Statements in this announcement which are not statements of historical facts, including but not limited to those relating to the proposed transaction, are forward-looking statements. These statements instead represent management's current expectations, estimates and projections regarding future events. Although management believes the expectations reflected in such forward-looking statements are reasonable, forward-looking statements are based on the opinions, assumptions and estimates of management at the date the statements are made and are subject to a variety of risks and uncertainties and other factors that could cause actual events or results to differ materially from those projected in the forward-looking statements. Accordingly, investors are cautioned not to place undue reliance on such statements.

Competent Person Statement

The information in this report that relates to Exploration Targets, Exploration Results, Mineral Resources or Ore Reserves is based on information reviewed by Mr Thomas Reddicliffe a Competent Person who is a Fellow of the Australasian Institute of Mining and Metallurgy. Mr Reddicliffe is a Non-Executive Director and Technical Consultant to GreenTech Metals Ltd. Mr Reddicliffe has sufficient experience that is relevant to the style of mineralisation and type of deposits under consideration and to the activity being undertaken to qualify as a Competent Person as defined in the 2012 Edition of the 'Australasian Code for Reporting of Exploration Results, Mineral Resources and Ore Reserves', and a Specialist under the 2015 Edition of the 'Australasian Code for Public Reporting of technical assessments and valuations of mineral assets'. Mr Reddicliffe consents to the inclusion in the report of the matters based on his information and in the form and context in which it appears.

Cautionary Statement

This document is confidential and may not be reproduced, redistributed or passed on, directly or indirectly. This document is neither a prospectus nor an offer to subscribe for fully paid ordinary shares. GreenTech Metals and its directors, employees and consultants make no representations or warranty as to the accuracy, reliability or completeness of this document, and have no liability, including liability to any person by reason of negligence of, or contained in or derived from, or for any omissions from this document, except liability under statute that cannot be excluded. This document contains reference to certain targets and plans of GreenTech Metals which may or may not be achieved. The performance of GreenTech Metals may be influenced by a number of factors, uncertainties and contingencies, many of which are outside the control of GreenTech Metals and its directors, staff and consultants.

The historical Munni Munni results presented in this release include exploration results collected between approximately 1985-2021. While drilling and assay QA/QC procedures generally match industry standard at the time the work was done, they are not consistent with current industry practice required to meet the 2012 JORC code for reporting of exploration results. As such these results are stated here to provide an indication of the exploration potential of the Munni Munni project tenements. The estimates of the quantity and grade of mineralisation for the Munni Munni project tenements referred to in this announcement are "historical estimates" within the meaning of the ASX listing rules and are not reported in accordance with the JORC Code 2012. GreenTech notes that a competent person has not done sufficient work to disclose the corresponding exploration results in accordance with the JORC Code 2012; it is uncertain that following evaluation and further exploration work that the historical estimates will be able to be reported as mineral resources in accordance with the JORC Code 2012; it is possible that following further evaluation and/or exploration work that the confidence in the prior reported exploration results may be reduced when reported under the JORC Code 2012; that nothing has come to the attention of GreenTech that questions the accuracy or reliability of the former owner's exploration results, but GreenTech is in the process of independently validating the previous owner's exploration results and therefore is not to be regarded as reporting, adopting or endorsing those results. GreenTech will continue to review and validate the data to enable the results to be reported in accordance with the JORC Code 2012. The levels of PGE (3E), Copper, Nickel reported from past activities, are a key factor in guiding GreenTech's exploration strategy. The previous activity, which produced these results, involved multiple rounds of drilling. The results are considered to have been generated from work programs representing usual industry practice for the time they were collected and analysed at commercial laboratories which service the mineral exploration industry. In the professional opinion of the Competent Person, GreenTech has, however, done sufficient verification of the data, to provide sufficient confidence that drilling and assays were performed to adequate industry standards and is fit for the purpose of planning exploration programs and generating targets for further investigation. The Competent Person named in this announcement has confirmed that the information in this announcement is an accurate representation of available data.

No New Information

To the extent that this document contains references to prior exploration results, historical estimates where applicable, and Mineral Resource Estimates for the Whundo project and the Munni Munni Project, which have been cross referenced to previous market announcements made by the Company, unless explicitly stated, no new information is contained. The Company confirms that it is not aware of any new information or data that materially affects the information included in the relevant market announcements and, in the case of estimates of Mineral Resources, that all material assumptions and technical parameters underpinning the estimates in the relevant market announcements continue to apply and have not materially changed.

Key Projects

Unlocking district-scale Copper-Gold-PGE potential in the West Pilbara

Dominant West Pilbara Position

Over 500km^2 total landholding of granted ML's & EL's with consolidated ownership for the first time

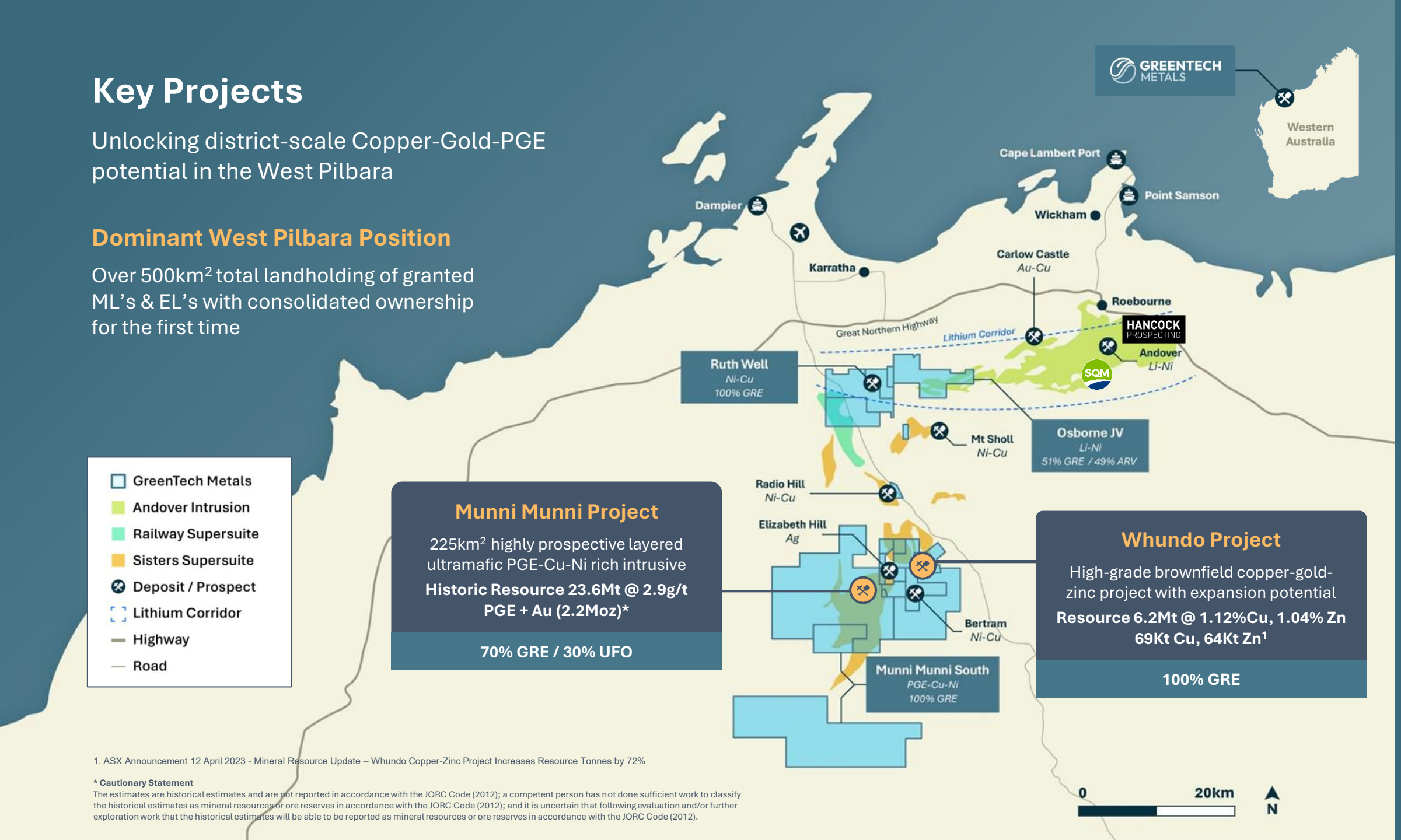

Munni Munni Project

225km^2 highly prospective layered ultramafic PGE-Cu-Ni rich intrusive

Historic Resource 23.6Mt @ 2.9g/t PGE + Au (2.2Moz)*

70% GRE / 30% UFO

Whundo Project

High-grade brownfield copper-gold-zinc project with expansion potential

Resource 6.2Mt @ 1.12%Cu, 1.04% Zn 69Kt Cu, 64Kt Zn[1]

100% GRE

1. ASX Announcement 12 April 2023 - Mineral Resource Update – Whundo Copper-Zinc Project Increases Resource Tonnes by 72%

*** Cautionary Statement**
The estimates are historical estimates and are not reported in accordance with the JORC Code (2012); a competent person has not done sufficient work to classify the historical estimates as mineral resources or ore reserves in accordance with the JORC Code (2012); and it is uncertain that following evaluation and/or further exploration work that the historical estimates will be able to be reported as mineral resources or ore reserves in accordance with the JORC Code (2012).

GREENTECH METALS

Investment Highlights

Unlocking Copper-Gold-PGE potential in the West Pilbara

Advanced Projects ~8km apart

Whundo Cu-Zn-Au

Mineral Resource Estimate[1]:
6.2Mt @ 1.12% Cu and 1.04% Zn

Significant expansion potential + Au, Ag credits

Munni Munni PGE-Au-Cu-Ni

Historic Resource:
23.6Mt @ 2.9g/t PGE + Au (2.2Moz) 35Kt Cu*

Re-interpreting with Cu growth focus

Strategic District Scale

- Dominant >500km² in Tier-1 West Pilbara
- Highly-prospective for **copper, gold and critical metals** (including Lithium JV)
- Proximal to major infrastructure, power and established ports

Clear Value Drivers

- Proven technical team with track record of major discoveries
- Active drilling program underway with results pending
- Valuation leveraged to exploration success

[1]ASX Announcement 12 April 2023 - Mineral Resource Update – Whundo Copper-Zinc Project Increases Resource Tonnes by 72%

*** Cautionary Statement**
The estimates are historical estimates and are not reported in accordance with the JORC Code (2012); a competent person has not done sufficient work to classify the historical estimates as mineral resources or ore reserves in accordance with the JORC Code (2012); and it is uncertain that following evaluation and/or further exploration work that the historical estimates will be able to be reported as mineral resources or ore reserves in accordance with the JORC Code (2012).

Corporate Snapshot

Capital Structure

Tight capital structure, Board and Management team aligned

Ticker	**GRE**
Share Price (24 September 2026)	**A$0.051**
Ordinary Shares on Issue	**375.8m**
Market Cap (Undiluted)	**A$19.2m**
Cash (30 June 2026)	**A$6.38m**

$7.5M capital raise completed June 2026

As at 24 September 2026. Options on Issue include 29,375,000 quoted options (GREO) exercisable at $0.12 and expiring 9 January 2028, and 55,850,000 unquoted options across multiple tranches with exercise prices ranging from $0.0825 to $0.50 with expiration dates between November 2026 and March 2031. Performance Rights currently on issue total 15,000,000. All ordinary shares, options and performance rights figures sourced from the Company's issued capital report supplied by Computershare.

Share Price Performance

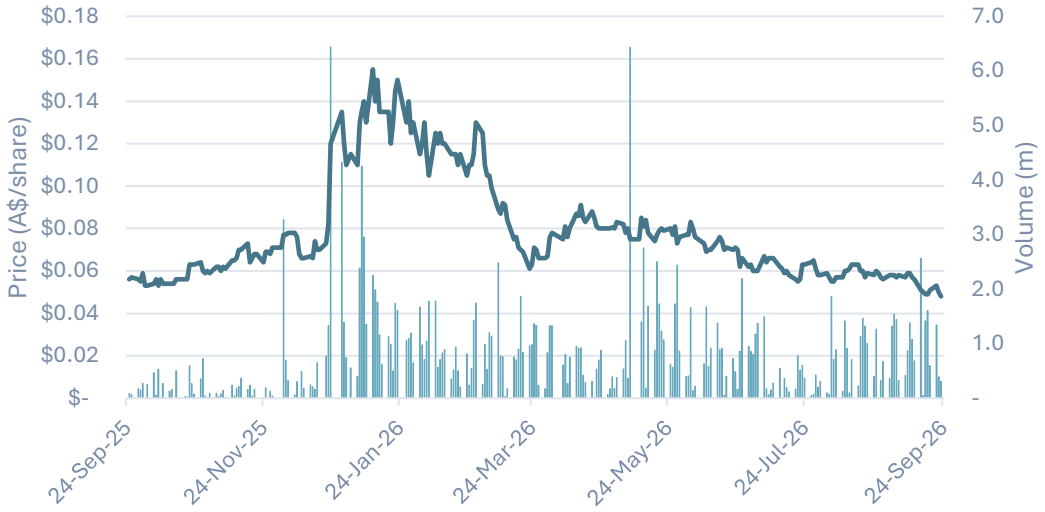

Ownership Structure

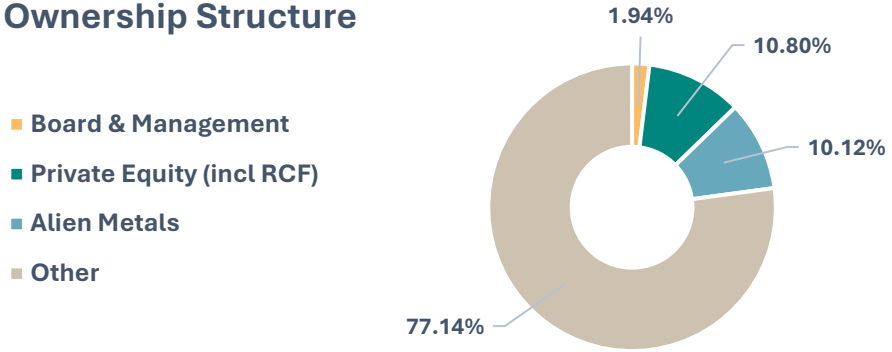

Board and Management

A highly experienced leadership and advisory team

Board of Directors

Simon Kidston
Non-Executive Chairman

30-years experience in investment banking, founded developer Genex (ASX:GNX, sold to J-Power for $1.2 billion EV July 2024). Built multiple ASX-listed mining & renewable companies.

Tom Reddicliffe
Non-Executive Director & Technical Consultant

Geologist with 40 years exploration, evaluation and executive experience in the minerals industry. Current NED of West Coast Silver (WCE) & Gibb River Diamonds (GIB).

Stefan Murphy
Non-Executive Director

25+ years experience across geology, operations and executive leadership. Began his career as a geologist at BHP iron ore, later working in capital markets and M&A roles in Australia and the UK. Current MD of CZR Resources (ASX:CZR).

Management

James Rattenbury
Chief Executive Officer

18 years experience in the resources industry, working in mining and exploration as a geologist with OceanaGold and Fortescue before transitioning to private equity mining finance, with a global investment focus as an Investment Principal and Investment Committee Member with Resource Capital Funds (RCF).

Rachel Backus
Chief Geologist

Geology and exploration specialist with 18+ years experience across gold and multi-commodity systems in WA and northern Australia. Former Exploration Manager at Leeuwin Metals with senior roles at Fortescue and Western Areas, Rachel brings expertise in generative targeting, drill execution and resource growth for Au, Ni, Cu and PGEs. M.Geol (Hons) (U of Leicester); Member AusIMM & AIG.

Advisors

Dr Kevin Frost
Technical Advisor (Geology)

25+ years international experience in nickel-copper-PGE mineral exploration. Current Technical Advisor, Chalice Mining and formerly GM Exploration. Internationally recognised mineral discoverer of Gonneville and Spotted Quoll.

Heida Mani
Technical and Product Marketing Advisor

Highly accomplished metals and mining executive with 36+ years of global experience in base and critical metals. Formerly a Director of Marketing and Strategy at Inco/Vale, Heida specialises in commercial strategy, technical marketing and offtake negotiations for Copper, Nickel, and PGMs. M.Sc. Geology (U of Alberta); MBA (U of Toronto).

GREENTECH METALS

Whundo Copper-Zinc-Gold Project

Cu 29	Zn 30	Au 79	Ag 47
Copper	Zinc	Gold	Silver

Whundo Copper-Gold-Zinc Project

Shallow VMS system with high grade depth extensions

- Project comprises six known Cu-Zn-Au VMS style matrix mineralised bodies along 2km of a prospective contact
- Current JORC (2012) Resource of **6.2Mt @ 1.12 % Cu, 1.04 % Zn** (71% indicated, 29% Inferred)[1] – from surface and amenable to open-cut mining
- Entech review of Resource underway to consider expansion of shallow mineralisation under revised NSR including Au+Ag
- All holes targeting EM plates to date intersected mineralisation, which remains open at depth and along strike
- Deposits sit on granted Mining Leases, with prior mining activities concluded in 2008. Mineralised stockpiles remain on site
- Similar deposit type to Develop Global's (ASX:DVP) Sulphur Springs Cu-Zn VMS deposit (under construction)[2]
- Potential to integrate with Munni Munni or to pursue toll treatment opportunities at Artemis Resources (ASX:ARV) Radio Hill plant or Anax Metals (ASX:ANX) Whim Creek

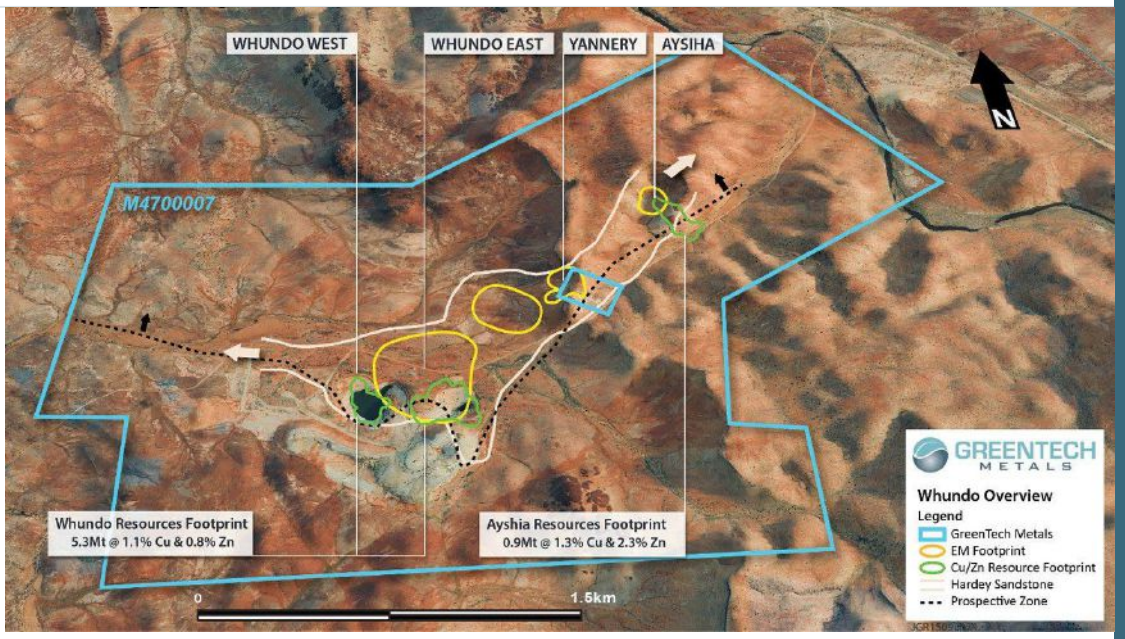

Whundo Project existing mineralised footprints and EM targets

Whundo and Ayshia Mineral Resource[1]

Area	Category	Tonnes Mt	Cu %	Zn %	Cu Metal kt	Zn Metal kt
Whundo	Indicated	4.4	1.03	0.89	45	39
	Inferred	0.9	1.4	0.6	12	4
Ayshia	Inferred	0.9	1.3	2.3	12	21
	Total	**6.2**	**1.12**	**1.04**	**69**	**64**

1. GRE ASX Announcement 12 April 2023 – Mineral Resource Update – Whundo Copper-Zinc Project Increases Resource Tonnes by 72%
2. DVP ASX Announcement 9 October 2025 – Updated DFS on Sulphur Springs - Substantial Value Uplift

Whundo Copper-Gold-Zinc Project

High grade extension at Ayshia confirms increasing copper grade

- 2026 drilling demonstrates down plunge extension at Ayshia:

  4.76m @ 7.13% Cu, 0.88g/t Au, 29.6g/t Ag, 1.2% Zn from 367m

- High grade copper at Ayshia now extends 65m down plunge beyond current Resource[1], with intercepts including:

  34.85m @ 1.10% Cu & **0.46% Zn** from 169.95

  23.7m @ 3.19% Cu & **0.39% Zn** from 209m

  13.97m @ 3.4% Cu and **0.42% Zn** from 243.63m

- Copper grades in all Whundo deposits improving at depth – highest grade copper sulphide intercepts at Ayshia to date
- Downhole EM geophysical survey follow-up to further delineate conductors
- Resource from surface and amenable to open-cut mining
- Pending assay results from extensional drilling at Yannery and Austin deposits

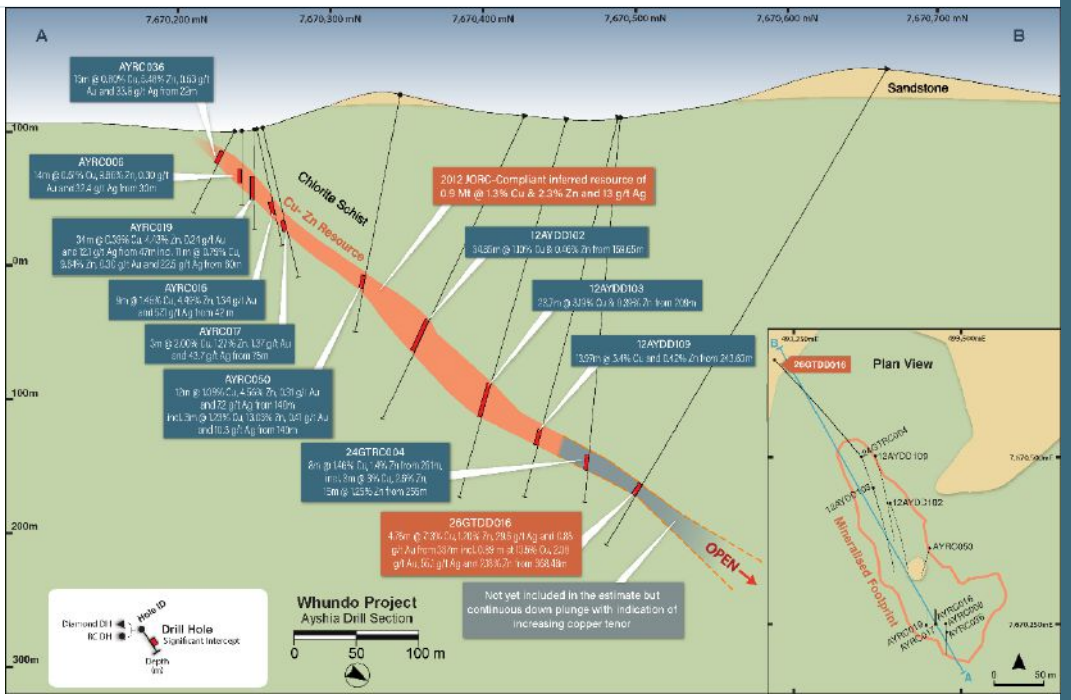

Ayshia section including recent drilling results[1]

Core tray showing mineralised diamond core from drill hole 26GTDD016[1]

[1]GRE ASX Announcement 14 September 2026 – Extensional Whundo Drilling Hits 4.8m at 7.1% Cu 0.9g/t Au

Whundo Copper-Gold-Zinc Project

Adds near-term copper and gold exposure with expandable shallow resource

Mineral Resource[1]

6.2Mt @ 1.12 % Cu, 1.04 % Zn

69Kt Cu, 64Kt Zn

Exploration Target[2]*

15-23Mt @ 0.9-1.4% Cu, 0.2%-0.4% Zn

176-265Kt Cu, 46-69Kt Zn

Inclusion of Gold[3]

Updated Resource in H2 2026 enabled by 2025 re-assaying of over 50,000 samples

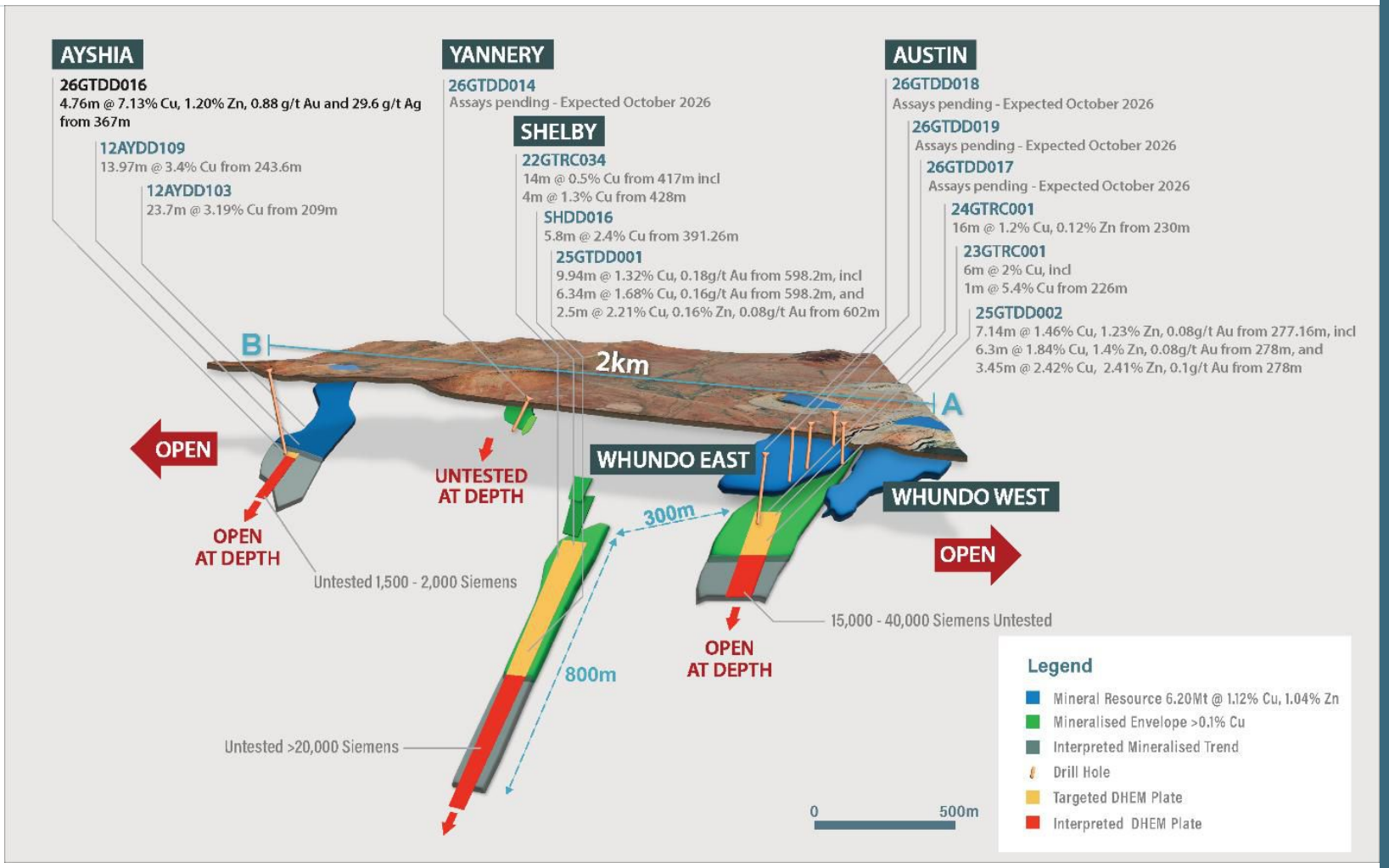

Ayshia gold intercepts include: **10m @ 1.8g/t Au** from 35m, **18.4m @ 1.5 g/t Au** from 46.7m - not included in resource[1]

[1] GRE ASX Announcement 12 April 2023 – Mineral Resource Update – Whundo Copper-Zinc Project Increases Resource Tonnes by 72%
[2] GRE ASX Announcement 25 June 2025 - Exploration target reveals large scale Whundo copper
[3] GRE ASX Announcement 5 June 2025 – Significant gold at Whundo enhances economic potential

***Cautionary Statement**
The Whundo Project Exploration Target is conceptual in nature. There has been insufficient exploration to estimate a Mineral Resource under the Australasian Code for Reporting of Exploration Results, Mineral Resources and Ore Reserve, the JORC code (JORC2012). It is uncertain if further exploration will result in the estimation of a Mineral Resource.

Pilbara Copper

Emerging copper district offers regional consolidation opportunity

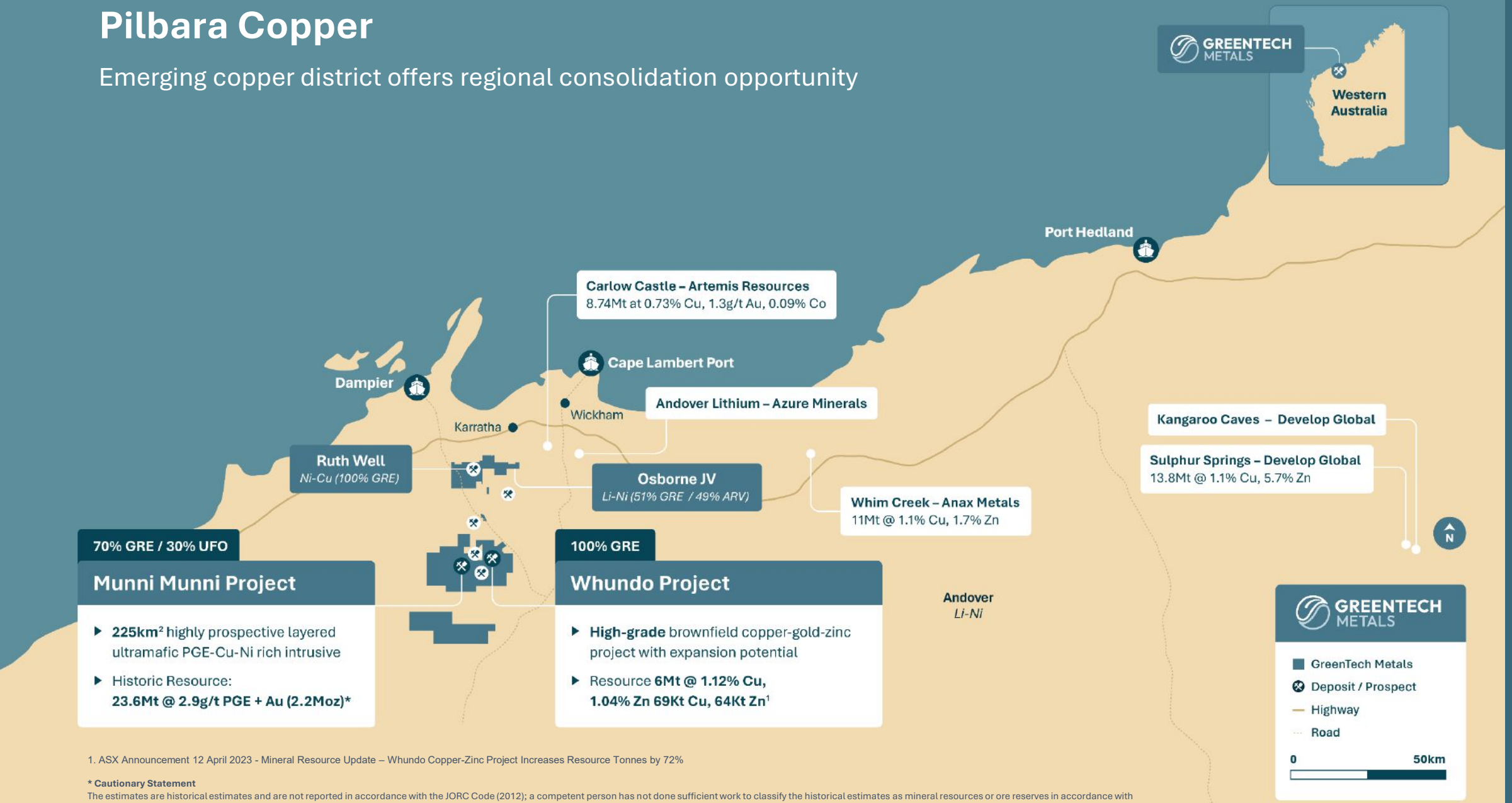

70% GRE / 30% UFO

Munni Munni Project

- **225km²** highly prospective layered ultramafic PGE-Cu-Ni rich intrusive
- Historic Resource: **23.6Mt @ 2.9g/t PGE + Au (2.2Moz)***

100% GRE

Whundo Project

- **High-grade** brownfield copper-gold-zinc project with expansion potential
- Resource **6Mt @ 1.12% Cu, 1.04% Zn 69Kt Cu, 64Kt Zn**[1]

1. ASX Announcement 12 April 2023 - Mineral Resource Update – Whundo Copper-Zinc Project Increases Resource Tonnes by 72%

*** Cautionary Statement**
The estimates are historical estimates and are not reported in accordance with the JORC Code (2012); a competent person has not done sufficient work to classify the historical estimates as mineral resources or ore reserves in accordance with the JORC Code (2012); and it is uncertain that following evaluation and/or further exploration work that the historical estimates will be able to be reported as mineral resources or ore reserves in accordance with the JORC Code (2012).

Copper is Entering a Structural Supply Deficit

Demand is accelerating while supply is constrained

New copper supply is not keeping pace with demand

Demand Drivers
- Electrification (EVs, renewables)
- Grid expansion
- AI and data centre power demand

Supply Constraints
- Declining discoveries
- ~40% grade decline
- 15+ year development timelines

~500ktpa supply growth required post-2030[1]

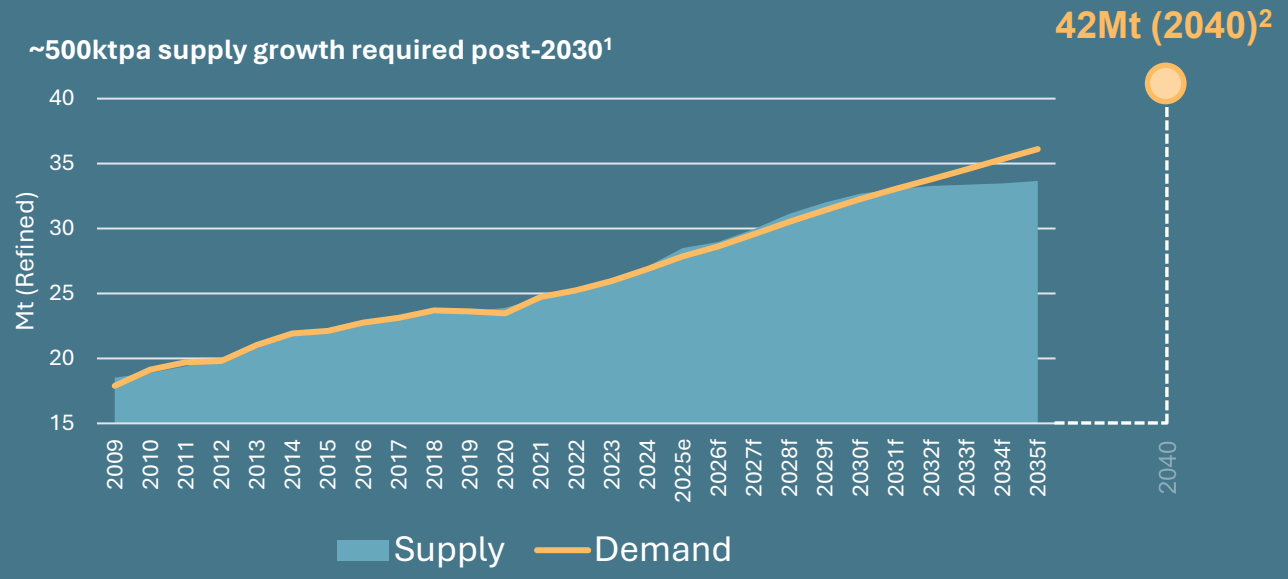

Copper grades down ~40% since 1991[2]

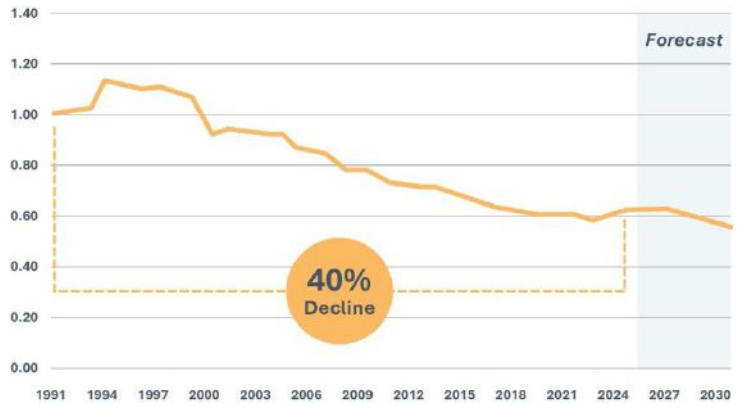

Discovery rates declining despite higher spend[3]

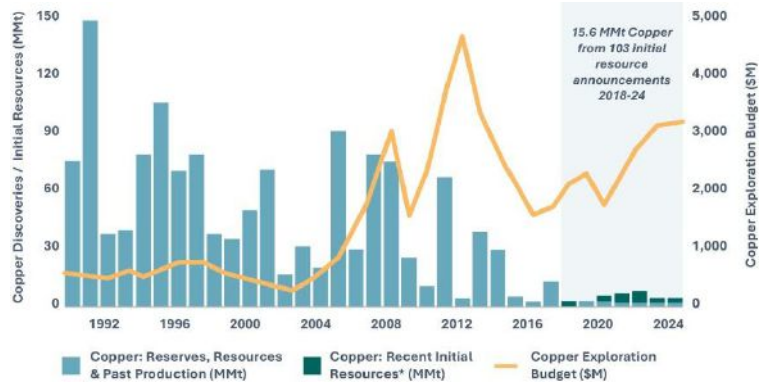

1. Copper Supply and Demand, S&P Cap IQ. [2] Freeport (FCX) 4th Quarter and Year Ended 2025 Results, 22-Jan-26 Slide 6
2. BHP Insights: https://www.bhp.com/news/bhp-insights/2024/09/how-copper-will-shape-our-future
3. New major copper discoveries remain scarce; late-stage assets drive growth, S&P Cap IQ

GREENTECH METALS

Munni Munni PGE-Copper-Nickel Project

Pt 78	Pd 46	Rh 45	Au 79	Cu 29	Ni 28
Platinum	Palladium	Rhodium	Gold	Copper	Nickel

Munni Munni PGE-Copper-Nickel Project

225km^2 Archean layered mafic intrusion – largest in West Pilbara Craton

- Historic Resource* **of 23.6Mt at 2.9g/t 4E (Pt, Pd, Rh) + Au** over 9km of strike[1] of Ferguson Reef
- Results from Phase 1 drilling include[3]:
  - **12m @ 3.13 g/t PGE3, 0.30% Cu, 0.17% Ni** from 90m; incl. **2m @ 8.37 g/t PGE3, 0.63% Cu, 0.34% Ni** from 98m
  - **11m @ 1.15 g/t PGE3, 0.15% Cu, 0.11% Ni** from 116m; incl. **2m @ 2.96 g/t PGE3, 0.34% Cu, 0.18% Ni** from 117m
  - **15m @ 1.70 g/t PGE3** from 24m; and **3m @ 0.34% Cu, 0.16% Ni** from 22m
- Consolidation of tenure provides access to **+13km of the Ferguson Reef**
- Metallurgical test work to support ongoing Resource* re-estimation – completion expected Q4 2026
- Heritage survey completed – awaiting final report to access new drill sites (due early October)

Munni Munni Historic Resource* - (100% basis)[1,2]

	Million Tonnes	Grade			Metal
		4E PGE g/t	Cu %	Ni %	4E PGE Moz
Total	23.6	2.90	0.15	0.09	2.20

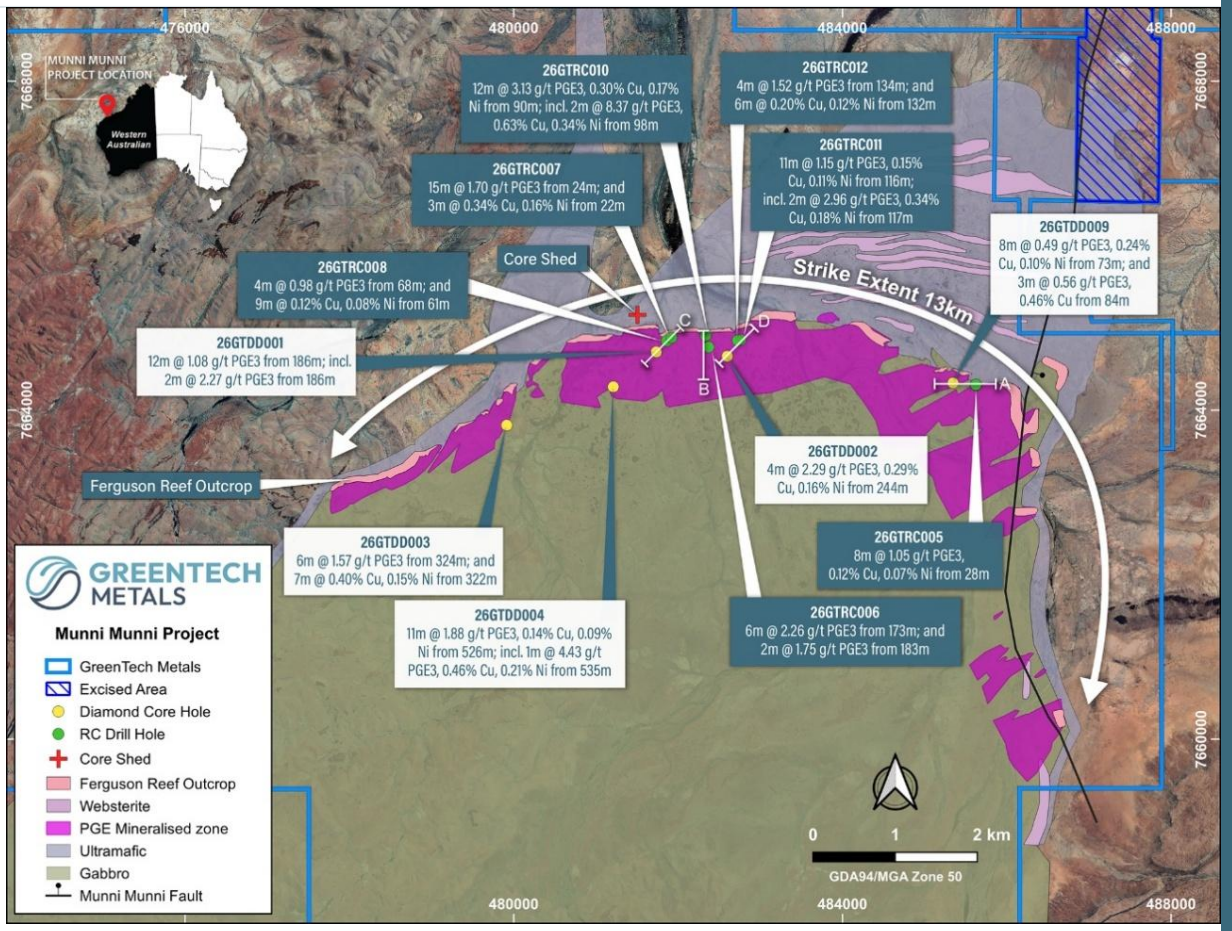

Munni Munni new drilling key intercepts – includes section traces[3]

[1] Refer ASX Announcement Helix Resources Limited (ASX:HLX) "First Quarter Activities and Cashflow Report (Part B)", dated 31 October 2002
[2] Refer ASX Announcement Platina Resources Ltd (ASX:PGM) "Annual Report to Shareholders 2007" Dated 26 September 2007
[3] GRE ASX Announcement 7 May 2026 – New High Grade PGM Intercepts at Munni Munni

***Cautionary Statement**
The estimates are historical estimates and are not reported in accordance with the JORC Code (2012); a competent person has not done sufficient work to classify the historical estimates as mineral resources or ore reserves in accordance with the JORC Code (2012); and it is uncertain that following evaluation and/or further exploration work that the historical estimates will be able to be reported as mineral resources or ore reserves in accordance with the JORC Code (2012).

Munni Munni PGE-Copper-Nickel Project

Next Steps – Broadening focus beyond the Ferguson Reef

- Munni Munni is a 225km^2 intrusive identified by Geoscience Australia as high priority for a PGE-Cu-Ni ultramafic hosted sulphide discovery
- 2026 exploration activities include:
  - Soil and rock chip sampling for websterite zones North of Ferguson Reef, potential repeats of PGE reefs lower in ultramafic sequence
  - FLEM geophysical surveys targeting Cu+Ni surface anomalies on eastern and western limbs of intrusion – completion September 2026
- Work program design for Q3-Q4 2026
  - Balance de-risking of Historic Resource* and building geological understanding, with ongoing input from Dr Scott Halley and Dr Kevin Frost
  - Unlock scale potential – pending results to inform design

Building exploration model for Tier-1 PGE-Cu-Ni sulphide discovery beyond defined Ferguson Reef

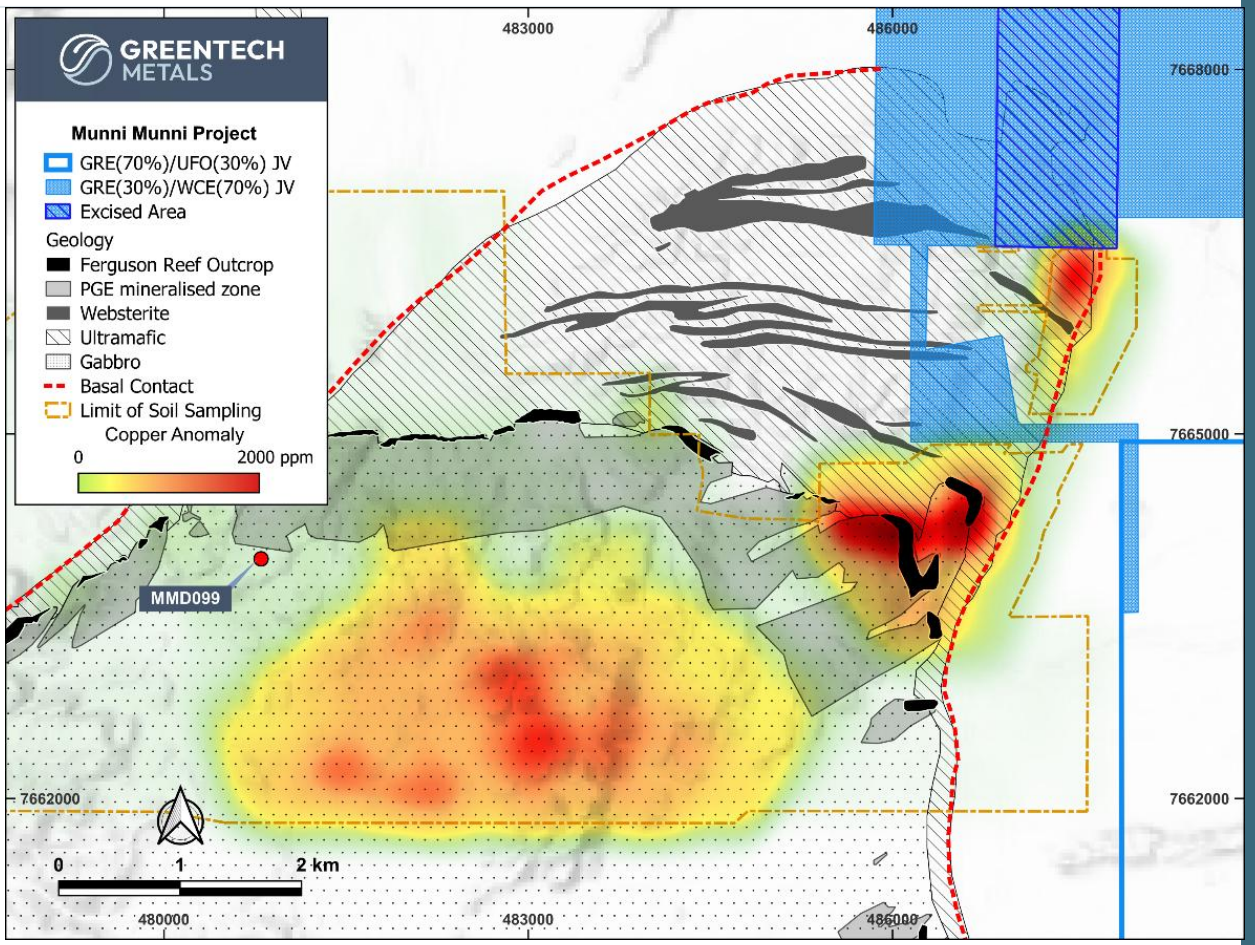

Soil copper geochemistry over the Munni Munni intrusion, showing the base of the ultramafic sequence (dashed red outline) – a high-priority target zone to be tested by the upcoming Fixed Loop Electromagnetic (FLEM) survey and drill programme, and ~5km x 2km copper anomaly across magnetite-bearing gabbro

***Cautionary Statement**
The estimates are historical estimates and are not reported in accordance with the JORC Code (2012); a competent person has not done sufficient work to classify the historical estimates as mineral resources or ore reserves in accordance with the JORC Code (2012); and it is uncertain that following evaluation and/or further exploration work that the historical estimates will be able to be reported as mineral resources or ore reserves in accordance with the JORC Code (2012).

Munni Munni PGE-Copper-Nickel Project

Historic exploration focused on high-grade PGE Reef

Prior Exploration (since 1980's)

- Historic exploration focused on central zones of Ferguson Reef
- Two targeted mineralisation styles – High-Grade Reef (PGE) and Contact-Type (Cu-Ni ± PGE) contiguous with PGE Reef
- Excellent lateral and down plunge (~45°) continuity drilled to over 700m depth in central zone
- Total of 396 holes (162 DD & 234 RC) drilled for 93,567m
- Historic drill core is well-preserved, supporting resampling and assaying as part of QA/QC process

Upside potential

- New high-grade zones **up to 8.8g/t PGE3**[1] in new drilling to be followed-up
- Reef thickening and elevated sulphide tenor indicate localised sulphide accumulation, consistent with magmatic sulphide processes
- Cu + Ni sulphide overlooked in historic analysis – e.g. historic drill hole MMD34 as displayed on Section = 11m @ 3.6g/t PGE4 from 539m - **coincident 8.25m @ 0.75% Cu, 0.4% Ni from 541m**[2]

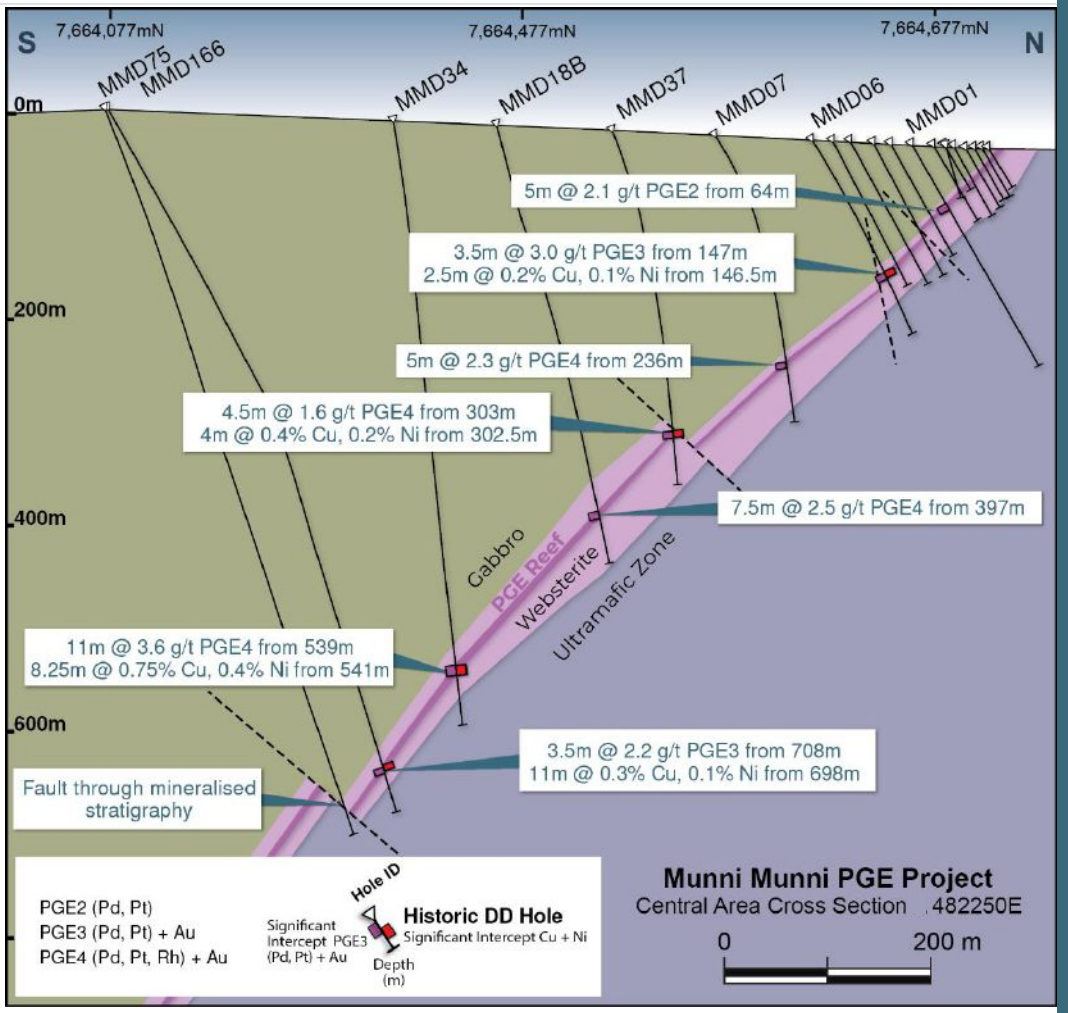

Section through Central Zone of Ferguson Reef - historic drill holes[1]

1. Refer ASX Announcement 7 May 2026 - New High Grade PGM Intercepts at Munni Munni
2. Refer ASX Announcement 8 April 2026 - Munni Munni Historic Data Reveals Material Potential Upside

Munni Munni PGE-Copper-Nickel Project

Shallow mineralisation a target for upcoming exploration program

- Plunge of Ferguson Reef in Eastern zones ~30°, with mineralisation to surface
- Historic Resource* only includes Cu + Ni when reporting within high grade PGE reef domains
- Drilling logs suggests that Cu + Ni sitting in gabbro hanging-wall - limited assay data above PGE reef horizon (limited sampling for shallow sulphides)[2]
- GRE resampling extended beyond zones previously assayed where visible sulphides in DD core
- Historical studies indicate mineralisation responds well to traditional flotation and concentration techniques[1] - Updated metallurgical test work using new composite is ongoing
- Oxidation profile close to surface with fresh sulphides in trenches

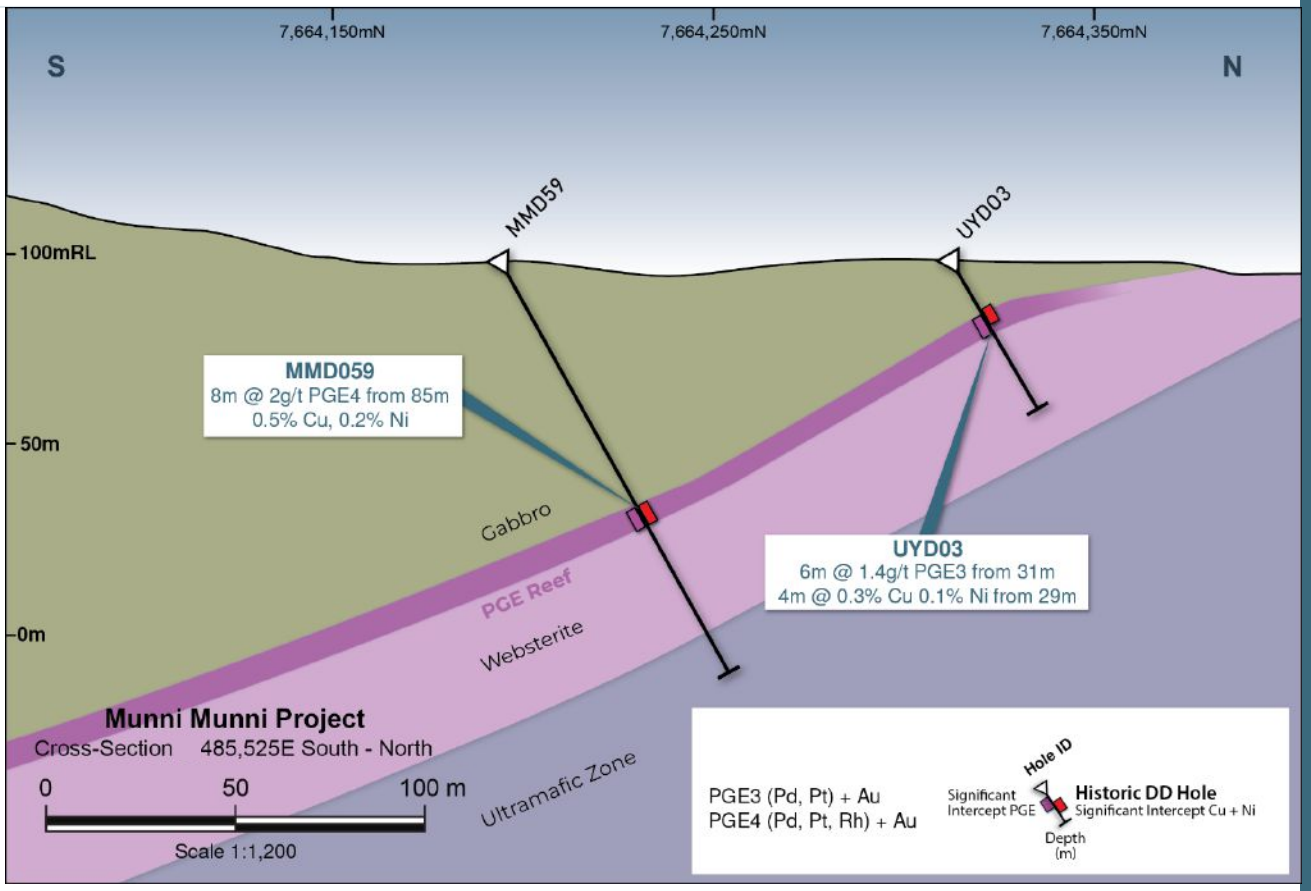

Section through Eastern zone of Ferguson Reef – historic drill holes[2]

1. Refer ASX Announcement Helix Resources Limited (ASX:HLX) "First Quarter Activities and Cashflow Report (Part B)", dated 31 October 2002
2. Refer ASX Announcement 8 April 2026 - Munni Munni Historic Data Reveals Material Potential Upside

***Cautionary Statement**
The estimates are historical estimates and are not reported in accordance with the JORC Code (2012); a competent person has not done sufficient work to classify the historical estimates as mineral resources or ore reserves in accordance with the JORC Code (2012); and it is uncertain that following evaluation and/or further exploration work that the historical estimates will be able to be reported as mineral resources or ore reserves in accordance with the JORC Code (2012).

Global Product Demand

Strong demand for PGM metals over the next 5 years including Cu/Ni

78
Pt
Platinum

Platinum

4.8% ▲
~ CAGR 2025-30

- PEM fuel cells
- Catalytic converters
- Hydrogen storage systems, underpinning long-term PGM demand
- Jewellery & investment

Platinum - Growth Trends and Forecast (2025 - 2030) source: Mordor Intelligence

46
Pd
Palladium

Palladium

7.1% ▲
~ CAGR 2025-30

- Catalytic converters
- Jewellery & investment
- Thermocouples, sensors and hard disks

Palladium Market (2025-30) source: Mordor Intelligence

45
Rh
Rhodium

Rhodium

4.6% ▲
~ CAGR 2025-30

- Vital for cutting NOx emissions in gasoline engines – the most effective and valuable catalyst metal

Rhodium - Growth Trends & Forecasts (2025 - 2030) source: Mordor Intelligence

29
Cu
Copper

Copper

6.5% ▲
~ CAGR 2025-30

- Electrical systems
- Medical applications
- Cookware
- Building Construction
- Infrastructure

Copper Market (2025-2030) source: Grand View Research

28
Ni
Nickel

Nickel

6.9% ▲
~ CAGR 2025-30

- Primarily used to make stainless steel
- Metal alloys for applications like jet engines and turbine blades

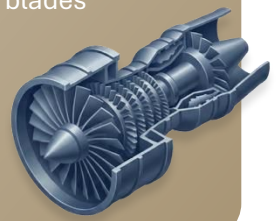

Nickel Market (2025-2030) source: Cognitive Market Research

PGE Market Drivers

Positive supply-demand backdrop driving strong PGE pricing

Demand

Hydrogen economy adds new use cases

Investment demand increasing as an inflation hedge

Resilient industrial and auto demand

Supply

75% from South Africa & Russia – highly constrained

Declining grades and under-investment

Recycling growth muted

Emerging Demand[2]

AI Datacenter demand **+0.5 – 1.5 Mozpa Pd 2030**

Electrolysers - Proton Exchange Membrane (PEM) **+875 Kozpa Pt by 2030**

Defence (missile nose cones, turbine blades, capacitors)

Medical Devices, Fibreglass

1. S&P Capital IQ as at 30 March 2026
2. Johnson Matthey PGM Market Report May 2026; Heraeus Forecast 2026; SFA (Oxford); https://resourcecapitalfunds.com/insights/commodity-insights/metal-mining-gigacycle-parsing-metal-demand-at-the-source/

Demand (2025)

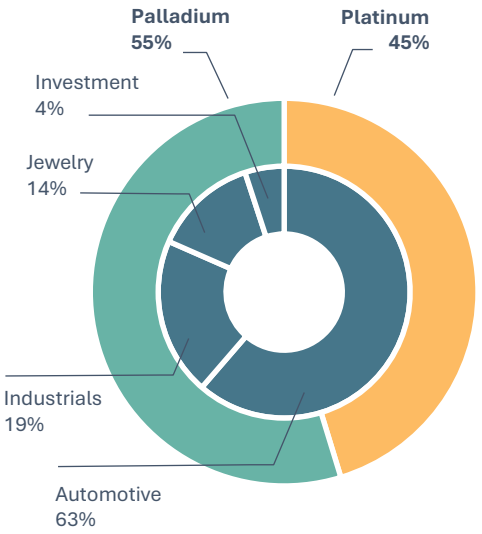

Core demand from catalytic converters and industrial use. Growing demand as an investment

Supply (2025)

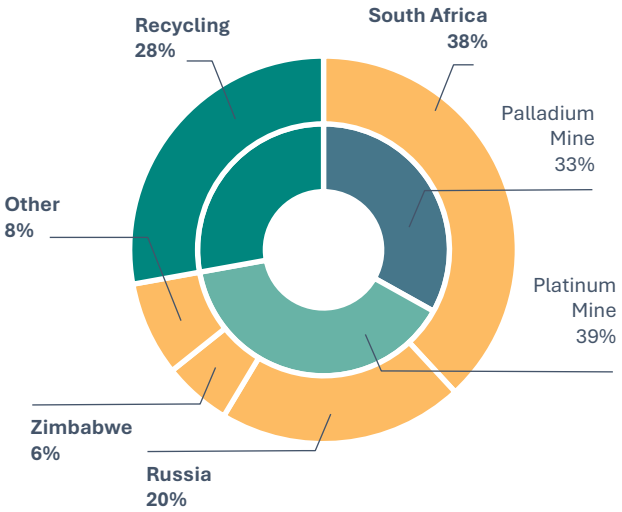

High concentration from Russia and South Africa, where mines are depleting

1. World Platinum Investment Council – Platinum Quarterly Q4 2025

Value Creation Roadmap

Clear path from acquisition to development readiness

Near Term ▶ **Q4 2026** ▶ **2027+**

Exploration Results & Growth

Whundo Drill Results

Munni Munni Heritage Clearance

FLEM Results and Basal Contact Target Testing

Resource Update & Metallurgy

Metallurgical Testwork Results

Upgrade Munni Munni to JORC (2012)

Whundo MRE update including Au credits

Development Pathway

Economic studies

Development / partner pathways

Strategic consolidation of other assets

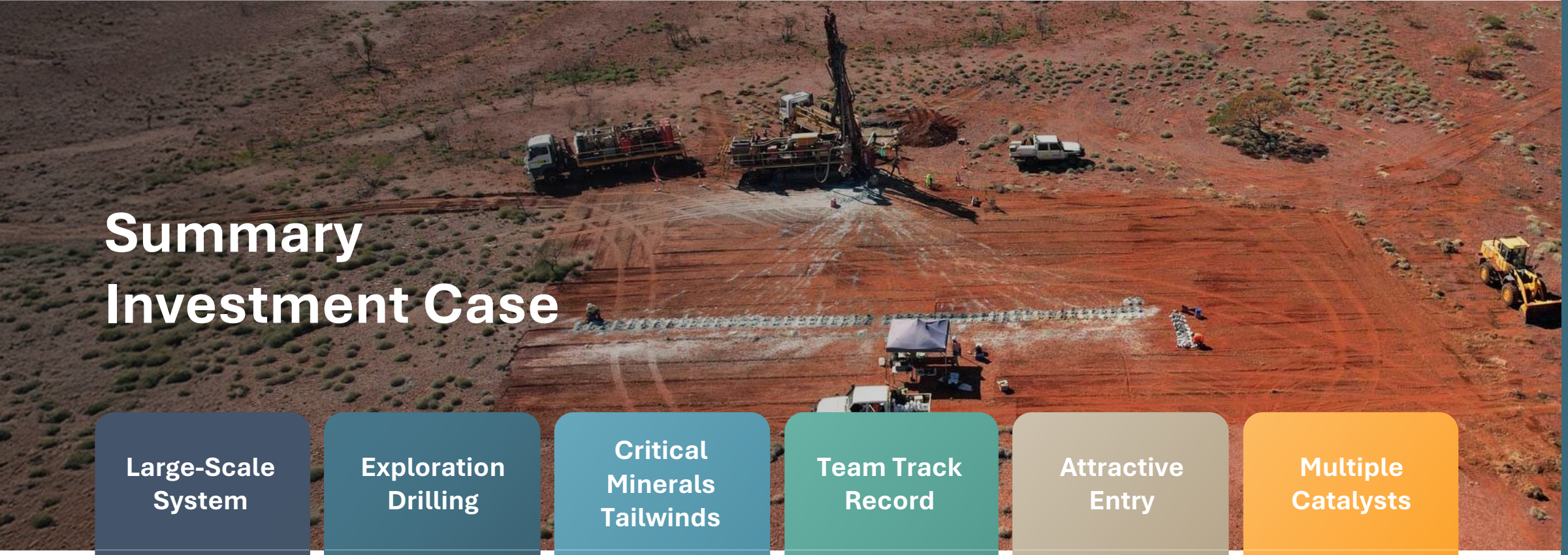

Summary Investment Case

Large-Scale System

District scale copper dominant systems in West Pilbara

Exploration Drilling

De-risked exploration with demonstrated scale

Critical Minerals Tailwinds

Global supply constraints and demand acceleration driving metal prices

Team Track Record

Enhanced team with recent M&A track record and technical expertise to drive de-risking

Attractive Entry

Tight capital structure, attractive acquisition terms, leveraged to success

Multiple Catalysts

Resource upgrade, expansion drilling and sector re-rating underway

Appendix

Lithium

Strategic footprint with extensive outcropping surface signature

- Binding incorporated JV agreement with Artemis Resources (ASX:ARV), combining lithium mineral rights over extensive tenement packages in the West Pilbara
- Lithium mineral rights combined to form 50/50 joint owned lithium exploration company, Andover Lithium Pty Ltd
- Creates 420km^2 lithium exploration land package, incorporating significant portion of highly prospective West Pilbara lithium corridor
- Two lithium pegmatite trends with over 12km combined strike length, mineralisation confirmed as spodumene in both trends
- Combined tenement package is 25km west of Azure Minerals' 60% owned world class lithium pegmatite discovery - Hancock acquired Azure Minerals for $1.7B, implying a $2.8B total project value[1]

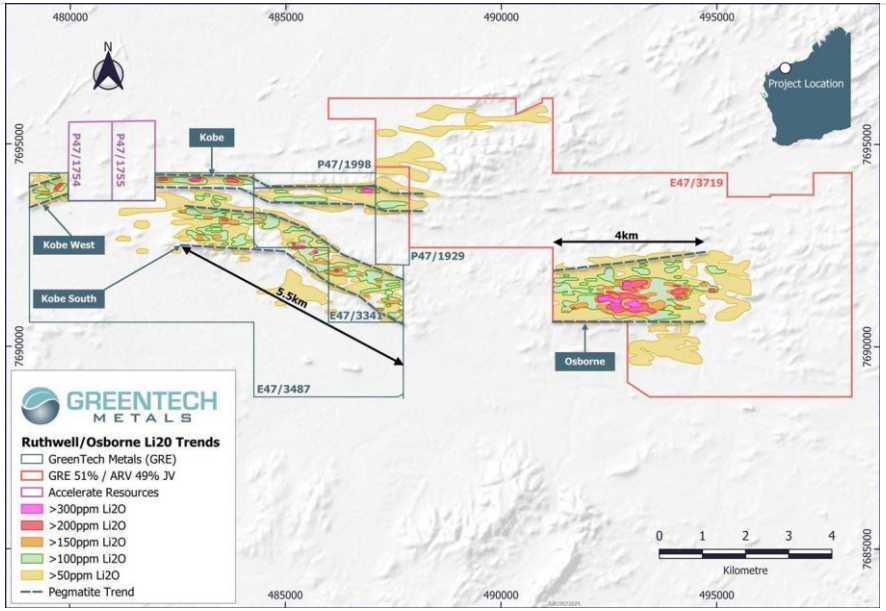

Lithium soil trends at Kobe and Osborne

Mt Marie Lithium Pegmatite Outcrop

[1] AX8 ASX Announcement 2 July 2024 – Karratha Lithium Project Expands Target Areas

New Drilling Results

New drill holes – intercepts[1]

Drill Hole ID	Length (m)	PGE3* (g/t)	Cu (%)	Ni (%)	From (m)
26GTRC010	12	3.13	0.30	0.17	90
including	2	8.37	0.63	0.34	98
26GTRC011	11	1.15	0.15	0.11	116
including	2	2.96	0.34	0.18	117
26GTRC007	15	1.70	-	-	24
and	3	-	0.34	0.16	22
26GTRC006	6	2.26	-	-	173
and	2	1.75	-	-	183
26GTRC008	4	0.98	-	-	68
and	9	-	0.12	0.08	61
26GTRC012	4	1.52	-	-	134
and	6	-	0.20	0.12	132

* PGE3 = Pt, Pd + Au

Twinned drill holes – intercepts[1]

Drill Hole ID	Length (m)	PGE3* (g/t)	Cu (%)	Ni (%)	From (m)
26GTDD004	11	1.88	0.14	0.09	526
including	1	4.43	0.46	0.21	535
26GTDD002	4	2.29	0.29	0.16	244
26GTRCD003	6	1.57	-	-	324
and	7	-	0.40	0.15	322
26GTDD001	12	1.08	-	-	186
including	2	2.27	-	-	186
26GTDD009	8	0.49	0.24	0.10	73
including	3	0.56	0.46	-	84
26GTRC005	8	1.05	0.12	0.07	28

* PGE3 = Pt, Pd + Au

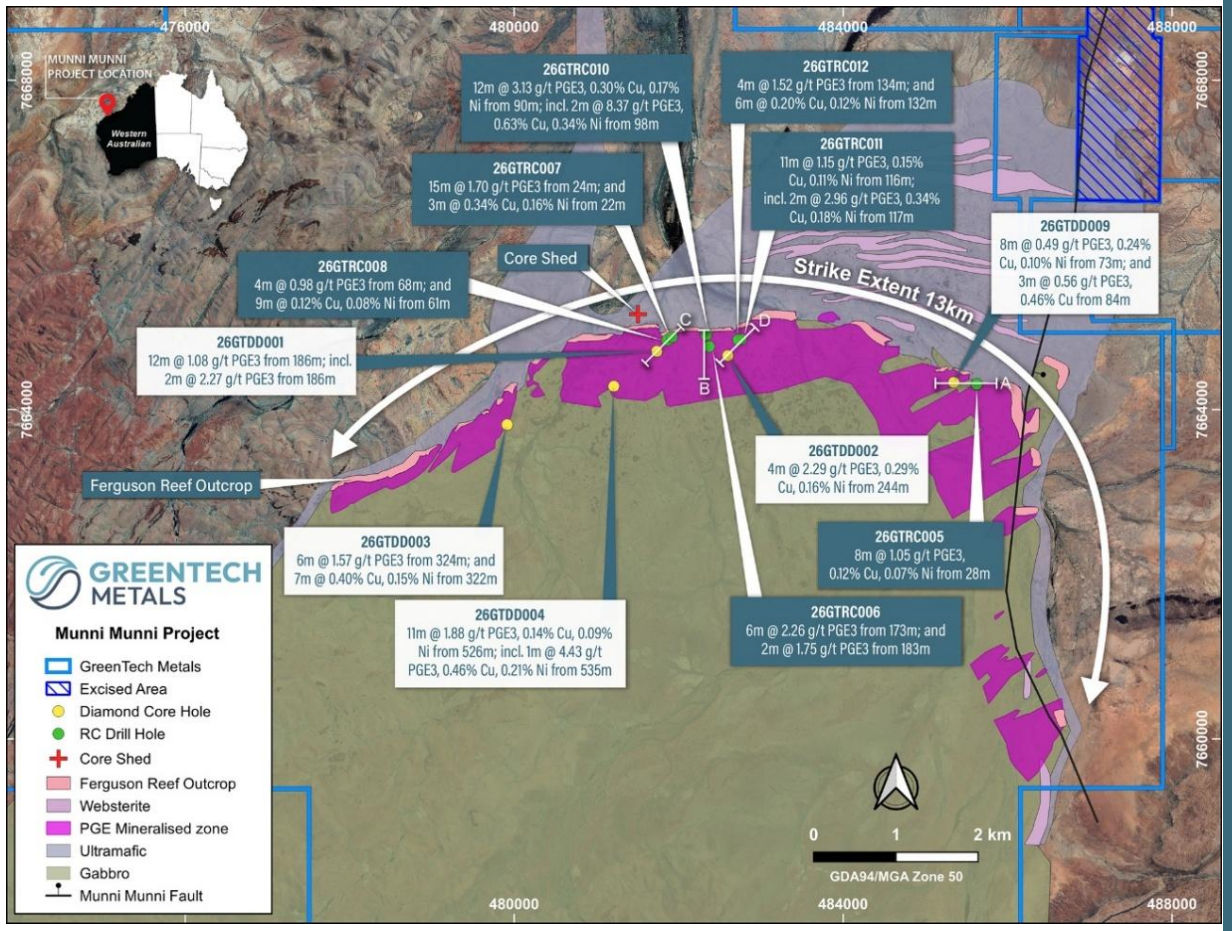

Location of new drill holes showing key intercepts[1]

1. Refer ASX Announcement 7 May 2026 - New High Grade PGM Intercepts at Munni Munni

Historic Core Resampling Results

Resampled drill holes – intercepts[1]

Drill Hole ID	Length (m)	PGE3* (g/t)	Cu (%)	Ni (%)	Au (g/t)	From (m)
MMD005	9.5	1.13				41.5
including	3.5	2.03				42
and	9		0.15	0.06		34
MMD019	3.5	1.40				57
including	2	2.31				58.5
and	7		0.17	0.09		53
and	10	0.28				67.5
MMD045	2	2.64	0.25	0.11		137.5
and	3.5	1.26	0.19	0.11		142
MMD062	13.5	0.73				134.5
including	2	1.99				135.5
and	5.25		0.15	0.08		131
MMD063	3.75	1.69	0.10	0.07		202.25
and	1.5		0.22	0.10		205
MMD064	5	0.98	0.11	0.08		232.5
and	1.25	2.83	0.27	0.26		255
MMD067	7.25	0.55	0.26	0.12		289.5
including	1.75		0.51	0.16		290.25
including	1	3.18				296
MMD084	11.25	1.49				754.75
including	6.25	2.22				755.75
and	9.75		0.17	0.10	0.18	747.75
MMD097	5.5	1.53				307
including	3.25	2.05				307.25
and	2.75		0.21	0.09		304.5
MMD099	22	0.89				770
including	5	1.86				772.5
and	2		0.49	0.19	0.19	762
MMD115	4.5	2.67				50.75
and	4.75		0.23	0.12		47
MMD117	2.75	0.66	0.25	0.13		101.5
and	2	5.9	0.19	0.14		107
MMD149	1.75	2.78	0.23	0.10		279.75
and	2.25	0.81				283
MMPD07	7.25	1.16	0.14	0.07		590.25
including	2	2.85				595.25
MMD167	8.0	0.65	0.12	0.06		457.25
Including	1	1.40	0.46	0.13		464.25
MMPD06	2	0.94	0.17	0.07		462

* PGE3 = Pt, Pd + Au

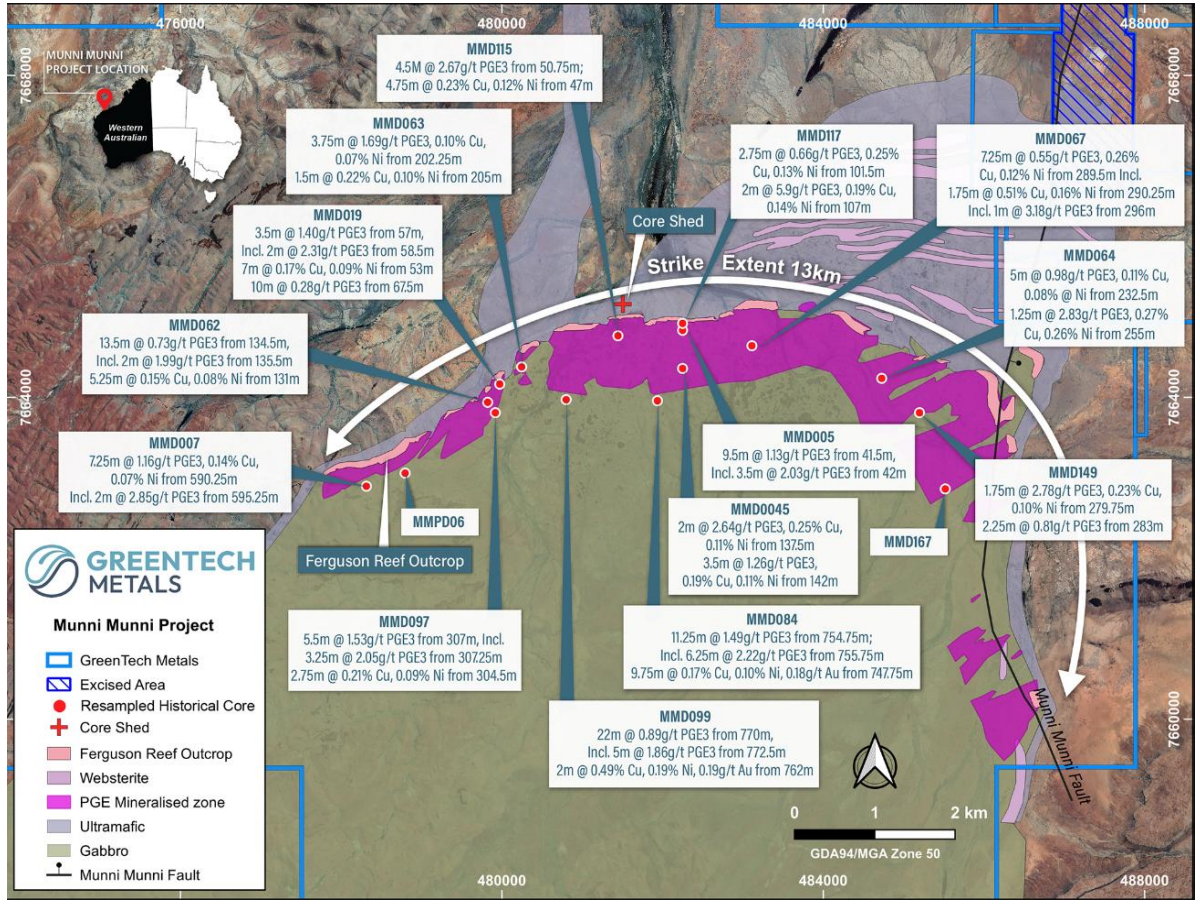

Location of resampled drill holes showing key intercepts[1]

1. Refer ASX Announcement 7 May 2026 - New High Grade PGM Intercepts at Munni Munni

Munni Munni Ownership Timeline

Period	Owner / Transaction	Ownership %	Comment
1980s	Hunter Resources	100%	First discovery and exploration of PGE reef; ~20–30 Mt resource outlined but deemed sub-economic.
1997	Helix Resources → JV with Hunter	80% JV earn-in	Helix acquired 80% interest in eight mining leases from Hunter Resources
2000	Helix Resources	100%	Acquired remaining 20% from Hunter. Commenced scoping study and extensive drilling.
2001–2003	Lonmin plc JV with Helix	up to 50% earn-in right	Lonmin invested A$8m to fund feasibility; withdrew Mar 2003 after $8.5 m spent; Helix resumed 100%.
2006	Helix spin-off to Platina Resources Ltd	100% (Platina)	Helix transferred PGM assets (incl. Munni Munni) to Platina as part of ASX IPO (Apr 2006).
2015	Artemis Resources → Platina	70% earn-in	Artemis to earn-in over 3 years for 70% interest in Munni Munni (Platina retains 30%).
2018	Artemis Resources + Platina JV	70 / 30%	Artemis satisfied earn-in; JV formalised
2022	Alien Metals Ltd (UK) acquired Artemis and Platina stakes	100%	Alien acquires 100% interests from joint venture partners Artemis and Platina (28-Feb-22)
2022 – 2025	Alien Metals Ltd (Owner + Operator)	100%	Consolidated ownership for first time in project's history; advancing under Pinderi Hills district with Elizabeth Hill synergies.
2026	**GreenTech**	**70%**	**Acquired 70% from Alien Metals with option to increase to 80%. First unified control of district in 30 years with contiguous tenure of 346km^2**

Source: S&P Capital IQ

GREENTECH METALS

Contact Information:

James Rattenbury
Chief Executive Officer

T: (08) 6261 5463
info@greentechmetals.com.au
greentechmetals.com

ASX: **GRE**
September 2026