Jadar Resources

ASX RELEASE: 29 July 2021

Quarterly Activities Report

For the period ending 30 June 2021

Highlights

Tierra Blanca Silver-Zinc-Lead Project

- High-grade channel sampling results received during the quarter; significant intercepts include:[1]
  - **ENU-02: 1.1m @ 13.05% Pb, 27.9 g/t Ag and 0.11% Zn**
  - **ENU-03: 1.4m @ 20% Pb, 91.1 g/t Ag and 0.12% Zn**
  - **ENU-06: 2.0m @ 9.40% Zn, 1.49% Pb and 4.44 g/t Ag**
  - **ENU-07: 2.4m @ 17.60% Zn, 0.63% Pb and 4.82 g/t Ag**
- Channel samples 1-5 were taken 17-20m below the surface and was designed to test the potential for mineralised grade across the width of the outcropping 20m wide breccia "pipe", better defining potential drill targets.
- Rehabilitation of old workings completed, resulting in survey and mapping of the surface area of the licence.[2]
- An application for a drilling licence was lodged, and approval received after the end of the reporting period.

Yanamina (Paron) Gold Project

- A Jadar team visited the project in the quarter, after a lengthy hiatus due to Covid-19 related restrictions.
- Meetings were held with Community Officials to discuss the Company's plans for the project and follow up meetings were scheduled for late July or August after the Presidential Elections.

Khartoum Tin-Silver Project

- Final Stage of Completion and application for additional exploration permits.[3]
- Over 24 highly prospective targets identified from rock chip sampling at Khartoum.
- 360 rock chip samples returned multiple high grade rock chip and historic mine mullock sample assays, which include peaks of **874g/t Ag, 15.25% W, 5.47% Sn** and **3.39g/t Au**.[4]

Serbian Lithium Borate Projects

- Balkan Mining and Minerals Limited's ("BMM", "Balkan Mining") IPO Prospectus issued to raise $6.5m.[5]
- Subsequent to quarter end, Balkan Mining was admitted to the Official List of the ASX and its shares have commenced trading (ASX:BMM).
- Jadar retains approximately 22% of the equity in BMM.

[1] ASX Announcement 27 May 2021 - High-Grade Channel Sampling Results Received from Tierra Blanca Zinc-Lead-Silver Project
[2] ASX Announcement 12 Apr 2021 – Tierra Blanca Silver-Zinc-Lead Project Exploration Update
[3] ASX Announcement 09 July 2021 – Khartoum Project Reaches Final Stage of Completion
[4] ASX Announcement 09 February 2021 – Acquisition of Khartoum Tin-Silver-Tungsten Project in North Queensland Australia
[5] ASX Announcement 26 May - Balkan Mining and Minerals Limited IPO Prospectus Lodged

Weinebene Lithium Project

- Jadar entered into a Collaboration Agreement with European Lithium (ASX:EUR) (FRA:PF8) (VSE:ELI) in order to progress the Company's Weinebene and Eastern Alps Lithium Projects (Jadar 80% interest), located in Austria.[6]

Corporate

- Jadar subsidiary Minera Wealth Peru S.A.C. ("Minera", the "Seller"), signs Streaming Agreement with VCI Holdings SDN BHD ("VCI", the "Purchaser") for up to USD$17m of funding.[7]
- New Non Executive Director Ms. Lynette Suppiah appointed to oversee the interests of VCI Streaming Agreement.

Jadar Resources Limited (ASX:JDR) ("**Jadar**", the "**Company**") is pleased to provide an update on its activities for the June 2021 Quarter. The Company's focus for the reporting period has been on progressing the Tierra Blanca project and finalizing the acquisition of the Khartoum Project.

Tierra Blanca Silver-Zinc-Lead Project

During the quarter, the Company collected 11 channel samples, which were cut in steeply plunging mining workings left by artisanal miners.[8] Rehabilitation of the old workings has allowed mapping and sampling to take place on both the surface, and in the old underground workings. The workings are more extensive than previously anticipated and have demonstrated intensive mineralisation over 4 levels separated by 10 metre intervals, with levels 3 and 4 demonstrating a transition from oxide to sulphide mineralisation.

Samples 1-5 were taken at a level approximately 17-20 metres below surface and are all oxidized ore. The elevated levels of lead and silver are interpreted to be indicative of secondary enrichment at the top of the mineralised system, while samples 6-11 were taken approximately 20 metres below this in a zone where oxides are transitioning to sulphides. In this area, high zinc grades were observed which are typical of similar orebodies in the region, and the mapping of increasingly strong sulphides suggests that drilling below these workings, is prospective. The drilling will test the potential for mineralised grades across the width of the brecciated orebody. See table 1 for results.

[6] ASX Announcement 11 May 2021 – Jadar Enters Collaboration Agreement with European Lithium
[7] ASX Annoucement 13 May 2021 – Jadar Signs Streaming Agreement
[8] ASX Announcement 27 May 2021 - High-Grade Channel Sampling Results Received from Tierra Blanca Zinc-Lead-Silver Project

SAMPLE DESCRIPTION	WIDTH METERS	COMMENTS	WEI-21 Recvd Wt. kg	ME-MS41 Ag ppm	Pb-OG46 Pb %	Zn-OG46 Zn %
ENU-01	1.0	OXIDES	4.24	21.5	6.04	0.08
ENU-02	1.1	OXIDES	2.78	27.9	13.05	0.11
ENU-03	1.4	OXIDES	2.65	91.1	20.00	0.12
ENU-04	1.5	OXIDES	2.78	55.6	5.07	0.19
ENU-05	1.2	OXIDES	2.49	3.5	0.34	0.13
ENU-06	2.0	MIX (OX-SUL)	6.24	4.44	1.49	9.40
ENU-07	2.4	MIX (OX-SUL)	6.39	4.82	0.63	17.60
ENU-08	2.1	MIX (OX-SUL)	6.02	1.86	0.98	5.80
ENU-09	0.7	SULPHIDES	2.32	0.78	0.42	1.19
ENU-10	1.5	SULPHIDES	2.51	5.68	0.44	3.16
ENU-11	2.5	MIX (OX-SUL)	4.65	3.2	0.66	10.25

Table 1 – Channel Sampling Results

The work to date has confirmed Jadar's initial interpretation of a CRD (Carbonate Replacement) deposit . More detailed sampling planned after the submission of the drilling application will test the potential for mineralized grades across the width of the orebody and better define potential drill targets. A drilling application was lodged in June, and approval for drilling was received after the end of the quarter under review.

Figure 1 - Ferruginous surface staining, marking ore zone (left) & Oxidised breccia ore on surface (right)

Figure 2 - Breccia ore: Open space & druzy quartz , layered & minor sulfides matrix, carbonate clasts (left) & Silica flooded matrix minor sulphides with carbonate clasts (right)

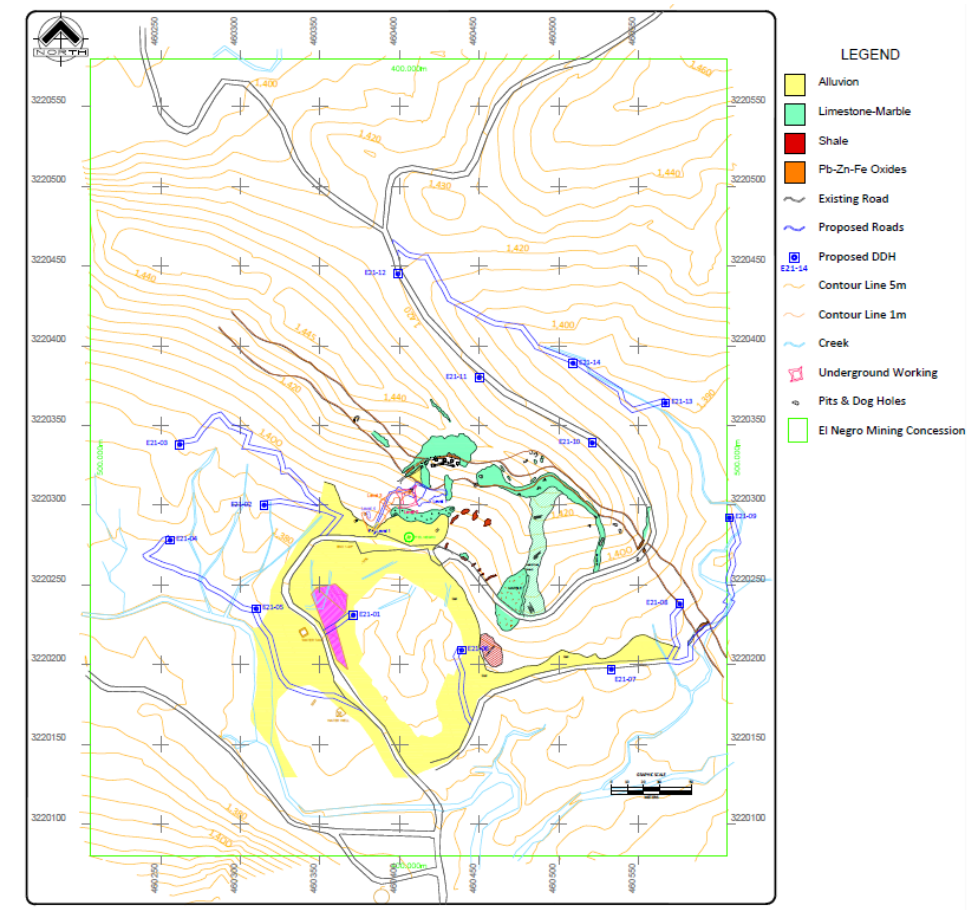

Figure 3 - 3Map showing location of Planned Drill holes

Yanamina (Paron) Gold Project

A Jadar team visited the Yanamina (Paron) Gold project which has been inaccessible since April 2021 due to regional travel restrictions. Meetings were held with various community officials to consider the path forward for community engagement given the proximity of the community to the mining area. The core shed was inspected and reviewed, and a desktop data review confirms that the project (acquired by Jadar in late 2019) has potential for a low cost, and high margin gold operation.

The Presidential elections of early June, and subsequent period of vote counting has passed, and visits are planned for late July or early August to meet with the President of the Cruz de Mayo community to discuss the engagement of community support for the drilling application.

During the quarter, the Company's Peruvian subsidiary, Coripuquio SAC (formerly Minera Wealth Peru S.A.C), signed a Metal Streaming Term Sheet with VCI for up to $USD17m of funding.[9] Coripuquio, the holder of five concessions know as the Yanamina Gold Project, will utilise the amount received via the Streaming Agreement to develop Yanamina through the construction of plant and machinery for the production of gold and silver.

Under the Streaming Agreement, Minera is to deliver refined gold of a minimum of 850 ounces per month until 13,000 ounces have been delivered and thereafter 250 ounces per month and refined silver monthly equal to all silver production in Yanamina for that month for the life of the mine and at the prices agreed upon.

Khartoum Tin-Silver-Tungsten Project

Subsequent to the end quarter, the Company has confirmed it is in the final stage of completion for the Khartoum Tin-Silver-Tungsten project in North Queensland, Australia. All tenement transfers have been lodged and completion is expected within the next four weeks.[10] Once the tenements have been transferred successfully Jadar will make the revised cash consideration payment of $165,000 to Jervois Mining Limited (Jervois).

Multiple high priority drill targets identified with 1 target drilled. Targets identified through review of historical drilling with all 6 historical holes intersecting mineralisation. Best intercepts of 104m at 0.21% Sn from 12m and 34m at 0.26% Sn from 99m. 360 rock chip samples returned multiple high grade rock chip and historic mine mullock sample assays, which include peaks of 874g/t Ag, 15.25% W, 5.47% Sn and 3.39g/t Au.

Previous drilling at the Kitchener group of mines identified historic shallow significant intersections of:

- 15m at 0.52% Sn from 18m and 12m at 1.0% Sn from 44m – Hole WYM01
- 22m at 0.65% from 10m – Hole WYM05
- 11m at 0.62% Sn from 19m – Hole WYM06

[9] ASX Announcement 13 May 2021 – Jadar Signs Streaming Agreement
[10] ASX Announcement 09 July 2021 – Khartoum Project Reaches Final Stage of Completion

Both parties have agreed to reduce the Sale and Purchase Agreement cash consideration payable from $300,000 down to $165,000. The reduction in cash consideration is due to outstanding liabilities which have been caused by the tenements not meeting expenditure commitments in previous years and outstanding Native Title payments, these outstanding liabilities have delayed completion of the acquisition.

Jadar will take on this liability to expedite completion of the transaction and enable the Jadar team to quickly resolve the outstanding issues and move forward with its Australian tin strategy with the corresponding liability offsetting the cash consideration payable to Jervois.

Jadar has also applied for an additional exploration tenement in the Khartoum area. Applications have been lodged for EPM27892 and Jadar is awaiting assessment and granting. Information relating to this exploration tenement application can be seen below. EPM27892 will form a part of the Khartoum Tenement Portfolio being acquired from Jervois. Details of Khartoum Tenement Portfolio tenements are contained in the Company's ASX announcements dated 9 February 2021 and 30 March 2021.

EPM27892 (application) - Geology

The proposed new tenement (the tenement) is located in the Herberton – Irvinebank – Mt Garnet region. Prospectivity mapping that has included alteration patterns associated with mineralisation has confirmed the significance of the geology contained within the tenement.

The Herberton region contains a suite of rocks ranging from Paleoproterzoic gneiss to Tertiary cover. The rocks of primary interest are the numerous highly fractured I-type mid-late Carboniferous granitoids of the O'Briens Creek Supersuite and late Carboniferous Boonmoo Volcanic Subgroup felsic volcanics which dominate the tenement package and have intruded, or overlie, the extensive Devonian Hodgkinson Formation, a series of interbedded sedimentary units consisting primarily of arenite and mudstone with lesser chert, conglomerate, basalt and limestone.

The Herberton area is a major tin-tungsten bearing district and contains numerous historic workings for tin, tungsten, copper, zinc, molybdenum, antimony, lead, silver and gold. In granite-related tin deposits the metals are commonly focused along the apical portions of the granite and metal bearing fluids may breach into the wall rocks resulting in vein systems and breccias with significant alteration footprints. Figure 1 below shows schematic representations of the Sn-W deposits of the region. Metal zonation is a key exploration tool in assessing the proximity to the source intrusions along with alteration style. Tin tungsten mineralization is focused immediately around the local granite cupola with greisenisation of the host intrusive and tourmaline, chlorite, and silica alteration of the wall rocks. At an intermediate distance copper is present, and in the distal cooler portions of the system lead-silver occurs. Faults and veins are vital parts of the system as they provide pathways for fluids. These veins can assist in tracing the mineralization back to source. Replacement deposits are also associated with the Sc-W systems and likewise have zonation. Alluvial tin is also prevalent and has been readily exploited in the past.

Other mineral systems may be present in the area and include intrusion related gold (IRG), W-Mo-Bi and Cudominant systems. Prospects within the tenement area show mineral association typical with IRG systems, although more work is required to further evaluate the potential for IRG systems in the Khartoum tenement package area.

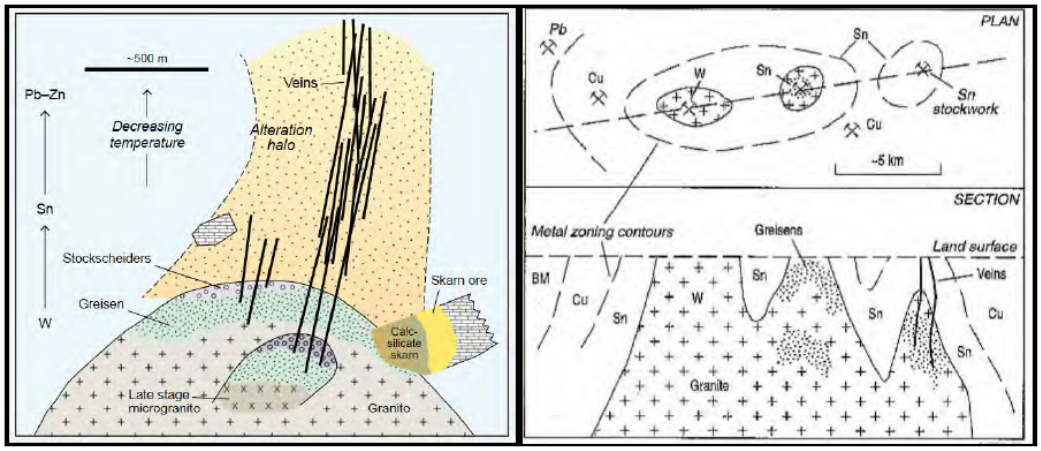

Figure 4 - Plan and section diagrams of the expected district zonation in Palaeozoic Sn-W deposits in eastern Australia (Blevin 1998)

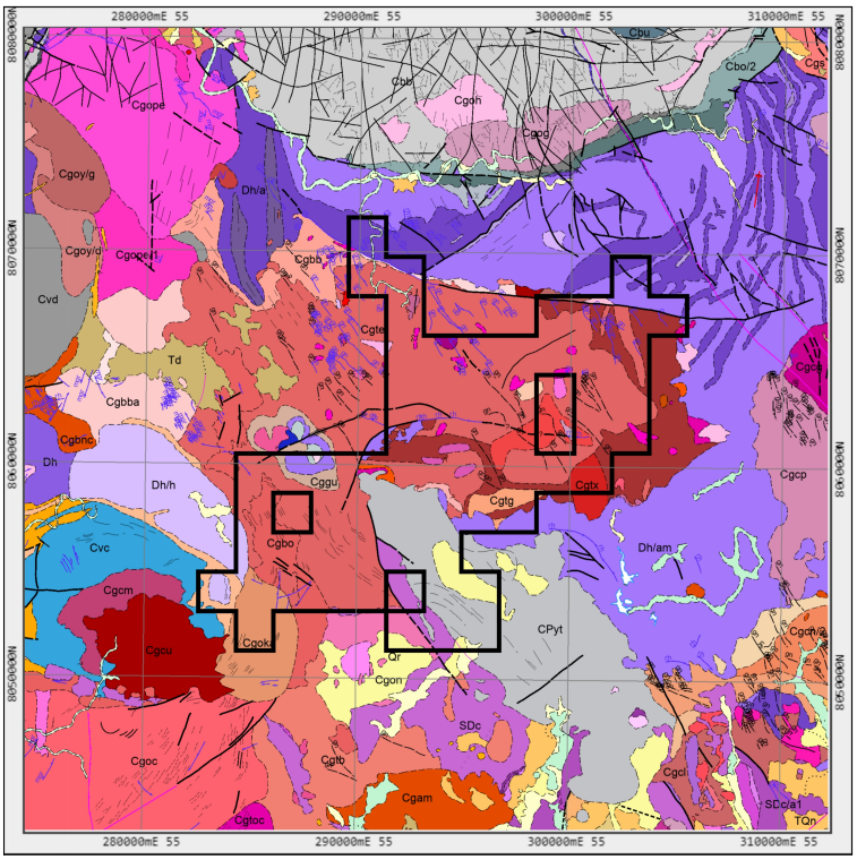

Figure 5 - Tenement application area geology – dominated by target granites

EPM27892 (application) – Location and Area

The tenement is located approximately 100km south west of Cairns in North Queensland. The tenement location and sub-block plan are presented in Figure 6. A list of sub-blocks is tabulated below:

BIM	Block	Sub-Block
Townsville	1238	O, R, S, T, U, V, W, X, Y
Townsville	1237	G, M, N, S, X, Y, Z
Townsville	1310	A, C, D, F, H, J, L, M, N, Q
Townsville	1309	C, D, E, H, J, K, L, M, N, O, P, Q, R, S, T, U, V, W, X, Y, Z
Townsville	1308	O, P, T, Y, Z
Townsville	1381	A, B, D, E, H, J, K
Townsville	1380	C, D, E, J

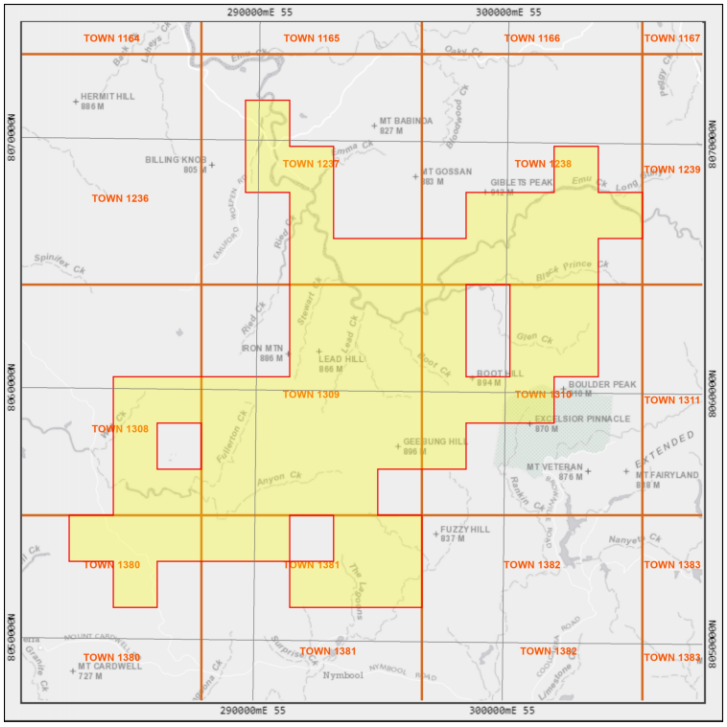

Figure 6 – Tenement application area

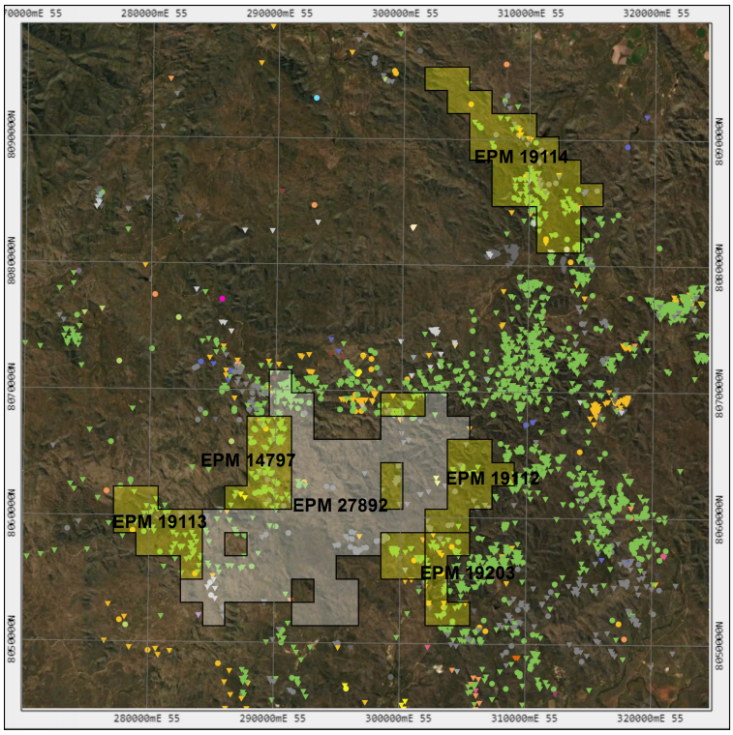

Figure 7 - EPM27892 Tenement application area and tenements currently being acquired by Jadar from Jervois Mining Limited – EPM14797, EPM19112, EPM19113, EPM19114 and EPM19203

EPM27892 (application) Mineralisation

Tin, zinc, tungsten, copper, lead, silver, and antimony are the high priority target minerals in the tenement application area.

Prospectivity mapping was previously completed by Kenex in 2013. The modelling incorporated lithologies, mineralisation chemistry, mineralisation styles, structural settings, and other various parameters. This prospectivity modelling covers the entire tenement application area.

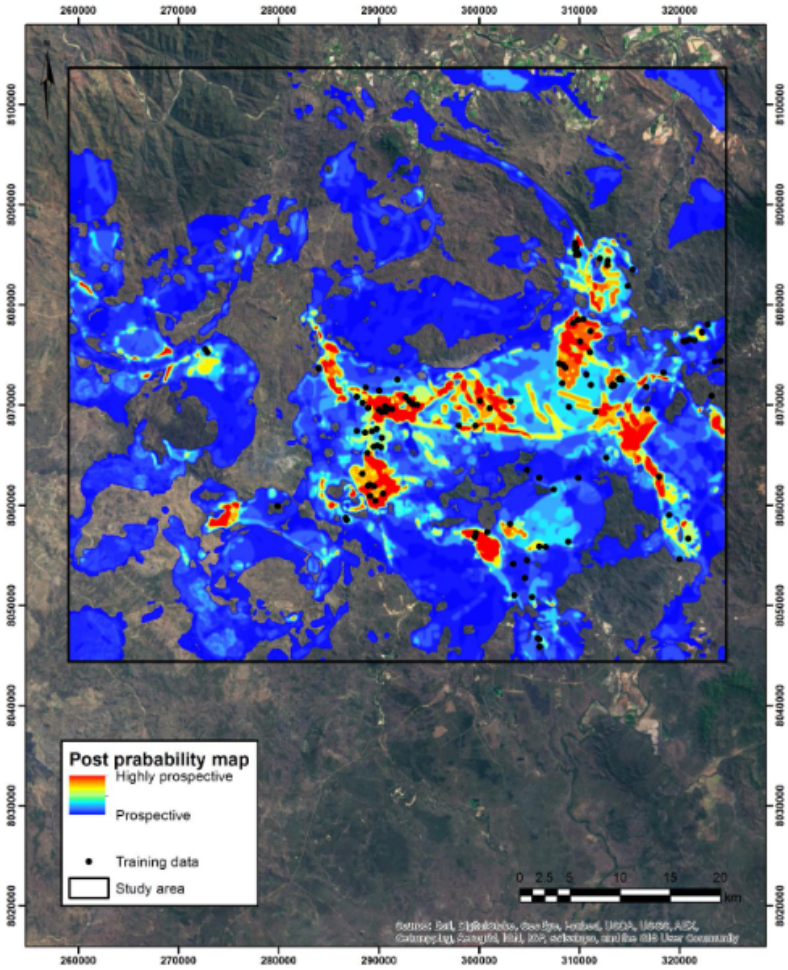

Figure 8 – Regional prospectivity modelling covering tenement application area

Across the tenement application area there are several historic mine workings and mineral occurrences. These can be seen below in table 2.

Commodity	Historic Workings	Mineral Occurrence
Tin (Sn)	59	18
Tungsten (W)	25	18
Copper (Cu)	4	2
Silver (Ag)	4	2
Lead (Pb)	0	1

Table 2 – Historic workings and mineral occurrences within tenement application area

In 2006 previous tenement area holders completed field reconnaissance work which involved the collection of rock chip and mulllock heap samples, from this work a total of 65 samples are within the tenement application area. These samples correspond with the highly prospective areas identified through the prospectivity mapping study. It is also noted that many of the historic workings fall outside

of these areas and are yet to be further investigated. The location of the samples can be seen below in Figure 9.

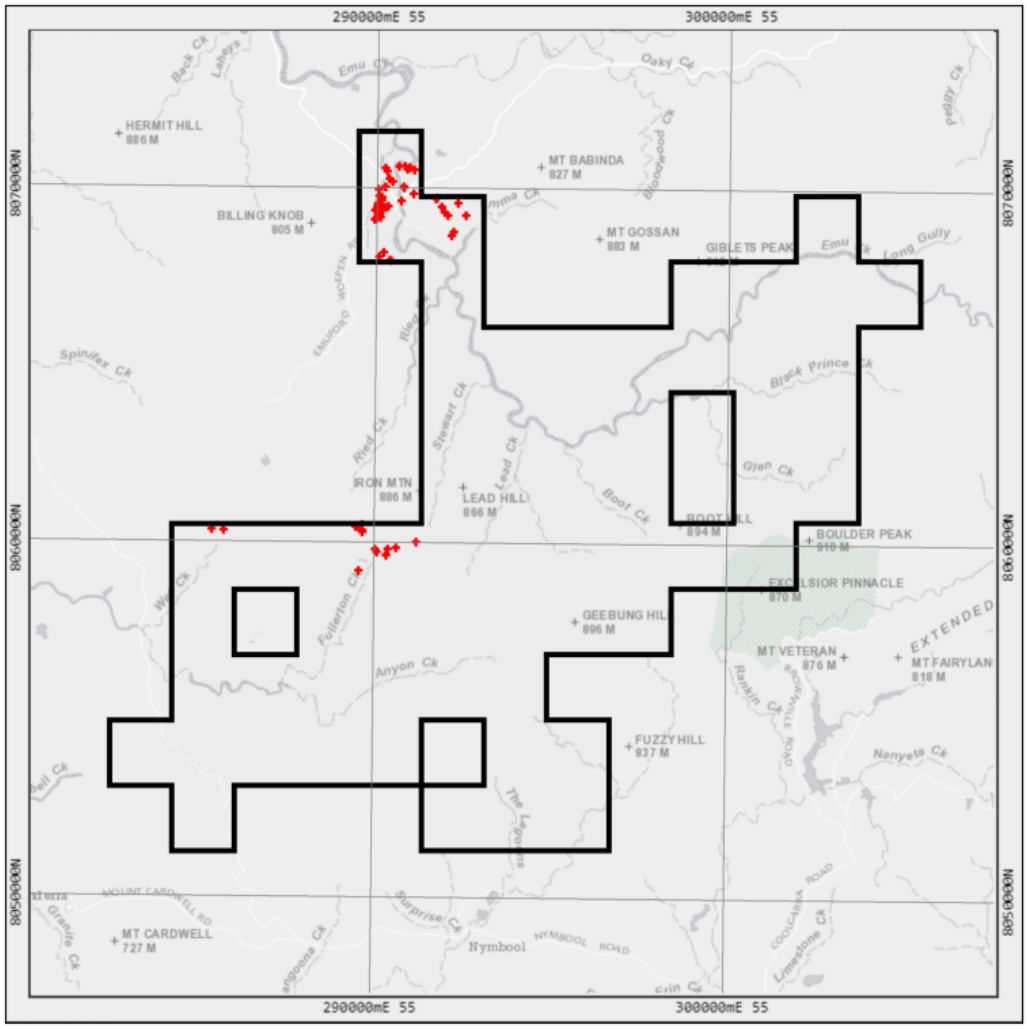

Figure 9 – 2006 Rock chip and mullock samples within tenement application area

EPM27892 (application) Proposed Work Program

The proposed work program will focus around areas that fall within the highly prospective zones, as well as commencement of study and field reconnaissance work around known mineral occurrences and workings. The proposed 5-year work program is outlined below. Figure 10 below shows the key areas of interest.

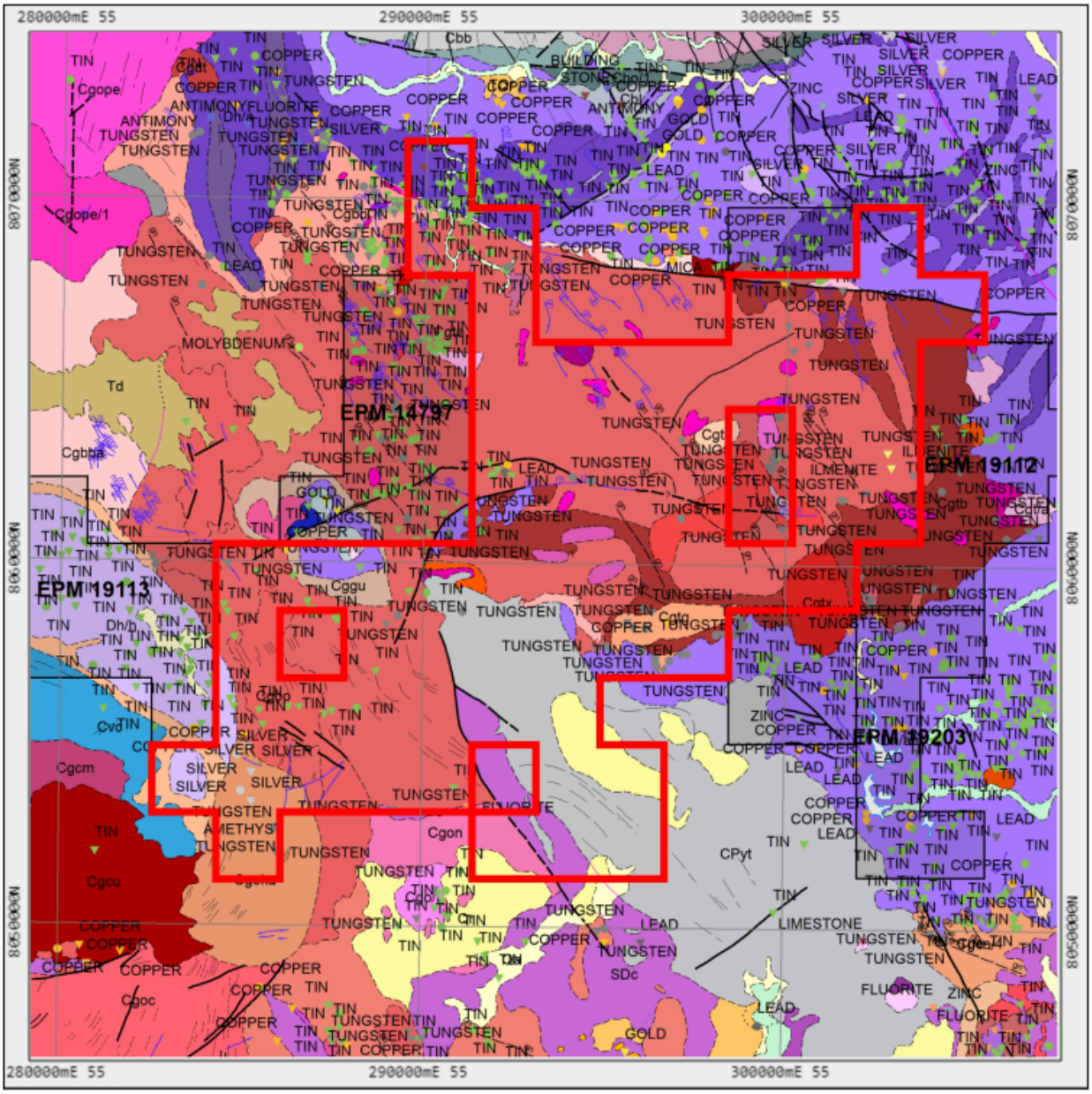

Figure 10 – Key Focus areas within tenement application area

Area A

This area is adjacent to a large intrusive structure to the West where a caldera is present. There is several historic silver occurrences and workings in the target area which have not had any follow up. There is also tin mineralisation in the area. Mapping and field work will be completed in preparation for selection of appropriate geophysics to be completed in preparation for drilling.

Area B

This area forms part of the Mount Luxton gold and silver workings, the workings are approximately 44km west-south-west of Herberton, 22km north-west of Mount Garnet. Gold was first discovered at Mount Luxton around 1896. The historic mine shaft is situated on a ridge to the east of Mount Luxton.

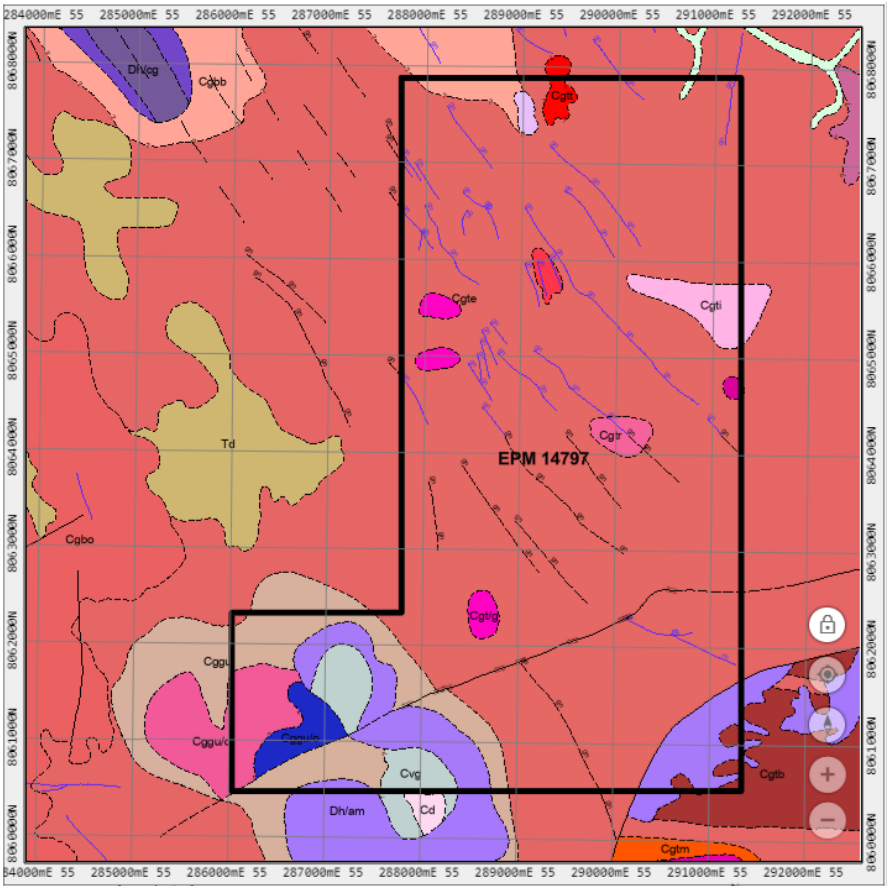

Figure 11 – Mt Luxton with major structural fault running through the area

In 2012 Fathom Geophysics completed intrusion detection to magnetic and radiometric data. The goal of the intrusion detection model was to develop the use of radial symmetry filter in a move towards automated interpretation of potential field and topographic data that would be most similar to an interpretation by a person. The filter highlights round features in the data, this allows location of areas that have a higher likelihood of being intrusive bodies or discrete alteration zones.

The filter looks for features with a radius between a base radius and two times that radius. It will not locate features that are significantly larger or smaller than the range used. The radial symmetry filter has been applied as follows:

- RTP VIAS magnetic data at two different base radii: 1km highs and 4km highs
- RTP magnetic data: 4km highs

The image below shows the results of vectorised version of the VIAS intrusion detection results shown over the VIAS magnetic data. This shows that the Mt Luxton is adjacent to a potentially significant intrusive body with Mt Luxton showing a large magnetic signature.

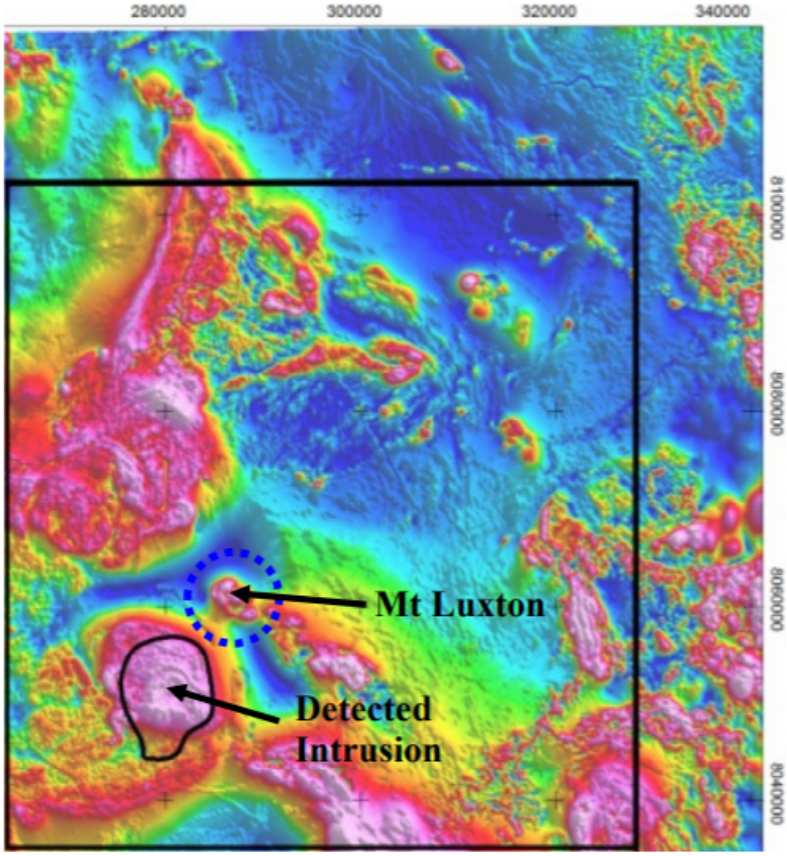

Figure 12 – Magnetic geophysics over the Mt Luxton area

Mapping and field work will be completed to test the area for mineralized extensions to the know Mt Luxton mineralization in preparation for drilling.

Area C

This area will test for extensions to known drilled mineralisation of the Boulder-Ahmets prospect which is located within EPM14797. The Boulder-Ahmets prospect is a 2,500m tin mineralised zone which had 6 holes drilled in 2008 with all holes' intersection mineralisation over wide intervals and depths of up to 134m. It is believed that this mineralisation extends further to the south-east into the tenement application area to Iron Mountain. Mapping and field work will be completed in preparation for selection of appropriate geophysics to be completed in preparation for drilling.

Area D

This area hosts multiple high grade rock chip and mullock samples already collected in 2006. No follow up field work or drilling has been completed to date with multiple target sites identified. Mapping and field work will be completed in preparation for selection of appropriate geophysics to be completed in preparation for drilling.

Area E
This area hosts multiple historic tungsten and copper mineral occurrences and workings. Mapping and field work will be completed in preparation for selection of appropriate geophysics to be completed in preparation for drilling.

Area F
This area hosts multiple historic tungsten and copper mineral occurrences and workings. Mapping and field work will be completed in preparation for selection of appropriate geophysics to be completed in preparation for drilling.

In addition to the identified target areas, in between the target areas there is significant structural geology which may form pathways for mineralised fluids, the likelihood exists that mineralisation has formed within these pathways and further work needs to be undertaken to understand their prospectivity.

Rekovac Lithium Borate Project

Early in the year the Company announced the decision to spin out its Serbian lithium and borate assets (comprising of its Rekovac Lithium and Borate Project and pending applications for new exploration permits in Serbia) into its subsidiary, Balkan Mining. During the quarter, Balkan Mining lodged its IPO prospectus with the Australian Securities and Investments Commission ("ASIC") on 25 May 2021 (IPO Prospectus) to raise $6,500,000 (before cost). Sandfire Resources Limited conditionally agreed to a $2,000,000 cornerstone investment and Sixty Two Capital Pty Ltd ("62 Capital") and ARQ Capital Pty Ltd ("ARQ Capital") have been engaged to act as co-lead managers to the initial public offer. [11]

Balkan Mining was admitted to the Official List of the ASX on 12 July 2021 and its shares commenced trading on 14 July 2021 (ASX:BMM). Jadar has retained approximately 22% of the equity in Balkan Mining allowing Jadar and, indirectly, its shareholders to retain exposure to the Serbian Lithium Borate assets.

The completion of this transaction creates a new listed company with the sole focus on exploration and development of mineral projects in the Balkans. This allows Jadar to retain exposure to the Serbian lithium and borate assets via its shareholding in Balkan Mining whilst giving direct focus to the Company's rapidly growing precious metals portfolio in Latin America, its Austrian lithium assets as well as its base and green technology metals Project in Australia which is currently being acquired.

Weinebene Lithium Project

Jadar entered into a Collaboration Agreement with European Lithium in order to progress the Company's Austrian Lithium Projects.[12] The Collaboration Agreement includes the establishment of a Technical Advisory Committee for the purpose of jointly collaborating in connection with Weinebene and Eastern Alps Projects and sharing information to identify the best options to advance those assets

[11] ASX Announcement 26 May - Balkan Mining and Minerals Limited IPO Prospectus Lodged
[12] ASX Announcement 11 May 2021 – Jadar Enters Collaboration Agreement with European Lithium

and operations. This includes making recommendations for exploration programs, budgets and development scenarios in relation to the assets and operations.

CORPORATE

- The Group's cash balance as 30 June 2021 was $1,675k
- During the quarter the aggregated amount of payments made to related parties and their associates totalled $104k comprising director fees, company secretarial fees and accounting fees.
- $89k was spent on exploration expenditure during the quarter and further details of the exploration activity during the quarter are set out in this report.
- Ms Lynette Suppiah appointed as Non Executive Director to oversee Yanamina Gold Project Streaming Agreement. Ms Suppiah has been involved in the base metals and commodities trading industry for over 10 years and holds significant experience in the trading of metals traded on the London Metals Exchange (LME).

2021 JUNE QUARTER – ASX ANNOUNCEMENTS

This Quarterly Activities Report contains information extracted from ASX market announcements reported in accordance with the 2012 edition of the "Australasian Code for Reporting of Exploration Results, Mineral Resources and Ore Reserves" ("2012 JORC Code"). Further details (including 2012 JORC Code reporting tables where applicable) of exploration results referred to in this Quarterly Activities Report can be found in the following announcements lodged on the ASX:

12 April 2021	Tierra Blanca Silver-Zinc-Lead Project Exploration Update
11 May 2021	Jadar enters Collaboration Agreement with European Lithium
13 May 2021	Jadar Signs Streaming Agreement
26 May 2021	Balkan Mining and Minerals Limited IPO Prospectus Lodged
27 May 2021	High-Grade Channel Sampling Results from Tierra Blanca
28 May 2021	Jadar Appoints New Director
09 July 2021	Khartoum Project Reaches Final Stage of Completion

These announcements are available for viewing on the Company's website - under the Investors tab.

SCHEDULE OF TENEMENTS

Project	Tenement ID	Indirect Interest *
SERBIA PERMITS **		
Rekovac	2224	22%
Pranjani	2427	22%
Dobranja	2428	22%
Ursule	2429	22%
Siokovac	2430	22%
AUSTRIA – CENTRAL PERMIT		
Weinebene	82/16 (001/16) – 141/16 (060/16)	80%
AUSTRIA – EASTERN ALPS PERMITS		
Glanzalm-Ratzell-Poling	01/19/JDR – 17/19/JDR	80%
Millstätter Seerücken	18/19/JDR – 23/19/JDR, 55/16 (FS 13)	80%
Thalheim (Judenburg)	43/16 (FS 1) - 44/16 (FS 2)	80%
Hohenwart	56/16 (1083/16) – 81/16 (1181/16)	80%
Mitterberg	45/16 (FS 3) – 49/16 (FS 7)	80%
St. Radegund - Garrach	51/16 (FS 9) – 53/16 (FS-11)	80%
Mittereck	24/19/JDR - 36/19/JDR	80%
PERU PERMITS		
Malu I	RJ. N° 5721-95-RPM	100%
Malu II	R.P. N° 1294-2010	100%
Malu III	R.P. N° 4646-2010	100%
MonicaT	R.P.N°6057-2008	100%
Gladys E	R.P. N° 4152-2009	100%

* Designates Jadar Resources Limited's interest in permits held through subsidiaries as follows:

- Jadar Lithium DOO, Beograd incorporated in Serbia and owned 100% by Jadar Resources Limited;
- Subsidiary Jadar Lithium GmbH incorporated in Austria and owned 80% by Jadar Resources Limited; and
- Coripuquio SAC (formerly Minera Wealth Peru S.A.C) incorporated in Peru and owned 100% by Jadar Resources Limited

** During the quarter the Company progressed the spin out of its Serbian lithium and borate assets into its subsidiary, Balkan Mining. Subsequent to June 2021 Balkan Mining commenced trading on ASX (on 14 July 2021), completing Jadar's disposal of these assets. Jadar continues to hold a 22% interest in Balkan Mining, the new owner of the Serbia Permits.

ABOUT JADAR RESOURCES LIMITED

Jadar Resources Limited (ASX:JDR) is an innovative materials explorer, strategically diversified across precious metals and lithium within Latin America and Europe respectively. The Company aims to generate shareholder value through targeted exploration and development of these assets.

On 2 February 2020, Jadar announced that the Company had completed the acquisition of Minera Wealth Peru S.A.C., the holder of five concessions known as the Yanamina Gold Project. Following the acquisition of Yanamina, a Maiden JORC Resource Estimate was announced of 6,742,260 tonnes @ 1.23g/t gold and 4.31 g/t silver for 265,987 ounces of contained gold, and 934,528 ounces of contained silver, confirming the Yanamina Gold Project as a significant bulk mining development opportunity with strong economic potential[13].

On 17th November 2020, Jadar announced the acquisition of an option over the Tierra Blanca project, a silver zinc and Lead prospect in Chihuahua State, Mexico. The district surrounding Chihuahua is a significant silver producing region with several substantial mines operated by majors and mid-tier companies, District Historical Production of 50Mt at 310 g/t Ag, 8.2% Pb and 7.1% Zn[14].

Tierra Blanca is a drill-ready project close to infrastructure and several processing plants. Sampling in an exploration drive has revealed high-grade zinc mineralisation outcropping to surface, with structural interpretation suggesting potential for high-grade silver at deeper levels[15].

Jadar announced in February 2021 that is has signed a sale and purchase agreement with Jervois Mining Limited for the purchase of the Khartoum Tin, Silver and Tungsten tenement portfolio. Due diligence has been completed on the Khartoum Tin-Silver-Tungsten Project in North Queensland Australia and is now moving towards final settlement of the sale and purchase agreement[16]. Once final settlement has been completed Jadar is planning to complete a sampling and mapping program to refine the most prospective drill targets with the aim to complete a drilling program in 2021[17].

The Company also holds a number of lithium assets located within Austria adding additional diversification to the asset portfolio. The Company's Weinebene Project in Austria surrounds European Lithium Limited's Wolfsberg lithium deposit with 11MT @ 1.0%Li2O[18].

[13] ASX Announcement 2 Jan 2020 - Acquisition of Yanamina Gold Project Completed, &
ASX Announcement 10 Feb 2020 Maiden JORC 2012 Resource of 265,987ozs Gold and 934,528ozs Silver at Yanamina
[14] Ryana Silver Presentation - https://reynasilver.com/presentations/GuiguiProject.pdf
[15] ASX Announcement 17 Nov 2020 - Jadar Portfolio Grows with Acquisition of Tierra Blanca Project in Prolific Mining District
[16] ASX Announcement 9 February 2021- Acquisition of Khartoum Tin-Silver-Tungsten Project in North Queensland Australia
[17] ASX Announcement 30 March 2021- Due Diligence Completed and Moving Towards Settlement of Khartoum Tin-Silver-Tungsten Project
[18] ASX Announcement 17 Nov 2020 – First Exploratory Drill Hole Underway at Weinebene Project, Austria

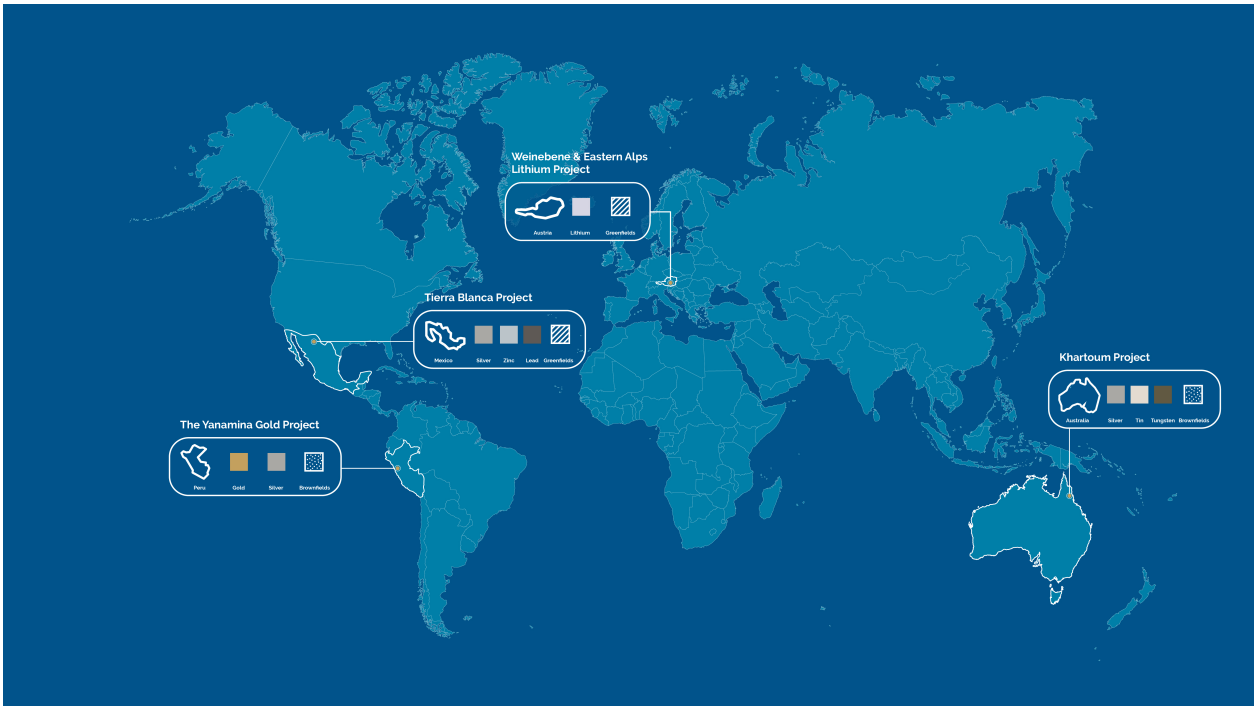

Figure 13– Jadar Asset Portfolio

ENDS

For further information, please contact:

Luke Martino
Non-Executive Chairman
Tel: +61 8 6489 0600
E: luke@jadar.com.au

Adrian Paul
Executive Director
Tel: +61 8 6489 0600
E: adrian@jadar.com.au

This ASX announcement was authorised for release by the Board of Jadar Resources Limited.

Compliance Statement
Yanamina Project
This quarterly report contains information relating to a Mineral Resource in respect of the Yanamina Project extracted from an ASX market announcement dated 10 February 2020 and reported in accordance with the 2012 edition of the "Australasian Code for Reporting of Exploration Results, Mineral Resources and Ore Reserves" ("2012 JORC Code"). The Company confirms that it is not aware of any new information or data that materially affects the information included in the original market announcement and that all material assumptions and technical parameters underpinning the estimates in the original market announcement continue to apply and have not materially changed.

Rekovac Project
This quarterly report contains information on the Rekovac Project extracted from an ASX market announcement dated 7 August 2019 and 20 May 2020 and reported in accordance with the 2012 edition of the "Australasian Code for Reporting of Exploration Results, Mineral Resources and Ore Reserves" ("2012 JORC Code"). JDR confirms that it is not aware of any new information or data that materially affects the information included in the original ASX market announcement.

Austrian Lithium Project
This quarterly report contains information on the Weinebene and Eastern Alps Projects extracted from an ASX market announcements dated 19 February 2019, 14 March 2019 and 25 November 2020 and reported in accordance with the 2012 edition of the "Australasian Code for Reporting of Exploration Results, Mineral Resources and Ore Reserves" ("2012 JORC Code"). JDR confirms that it is not aware of any new information or data that materially affects the information included in the original ASX market announcement.

Tierra Blanca Project
This quarterly report contains information on the Tierra Blanca Project extracted from an ASX market announcement dated 27 May 2021 and reported in accordance with the 2012 edition of the "Australasian Code for Reporting of Exploration Results, Mineral Resources and Ore Reserves" ("2012 JORC Code"). JDR confirms that it is not aware of any new information or data that materially affects the information included in the original ASX market announcement

Khartoum Tin-Silver-Tungsten Project
This quarterly report contains information on the Khartoum Tin-Silver-Tungsten Project extracted from an ASX market announcement dated 9 February 2021 and 30 March 2021 and reported in accordance with the 2012 edition of the "Australasian Code for Reporting of Exploration Results, Mineral Resources and Ore Reserves" ("2012 JORC Code"). JDR confirms that it is not aware of any new information or data that materially affects the information included in the original ASX market announcement.

Forward Looking Statements

Forward-looking statements are statements that are not historical facts. Words such as "expect(s)", "feel(s)", "believe(s)", "will", "may", "anticipate(s)", "potential(s)" and similar expressions are intended to identify forward-looking statements. These statements include, but are not limited to statements regarding future production, resources or reserves and exploration results. All of such statements are subject to certain risks and uncertainties, many of which are difficult to predict and generally beyond the control of the Company, that could cause actual results to differ materially from those expressed in, or implied or projected by, the forward-looking information and statements. These risks and uncertainties include, but are not limited to: (i) those relating to the interpretation of drill results, the geology, grade and continuity of mineral deposits and conclusions of economic evaluations, (ii) risks relating to possible variations in reserves, grade, planned mining dilution and ore loss, or recovery rates and changes in project parameters as plans continue to be refined, (iii) the potential for delays in exploration or development activities or the completion of feasibility studies, (iv) risks related to commodity price and foreign exchange rate fluctuations, (v) risks related to failure to obtain adequate financing on a timely basis and on acceptable terms or delays in obtaining governmental approvals or in the completion of development or construction activities, and (vi) other risks and uncertainties related to the Company's prospects, properties and business strategy. Our audience is cautioned not to place undue reliance on these forward-looking statements that speak only as of the date hereof, and we do not undertake any obligation to revise and disseminate forward-looking statements to reflect events or circumstances after the date hereof, or to reflect the occurrence of or non-occurrence of any events.

Appendix 5B

Mining exploration entity or oil and gas exploration entity quarterly cash flow report

Name of entity

Jadar Resources Limited

ABN	Quarter ended ("current quarter")
66 009 144 503	30 June 2021

Consolidated statement of cash flows		Current quarter $A'000	Year to date (12 months) $A'000
1.	**Cash flows from operating activities**		
1.1	Receipts from customers		
1.2	Payments for		
	(a) exploration & evaluation		
	(b) development		
	(c) production		
	(d) staff costs	(206)	(790)
	(e) administration and corporate costs	(248)	(962)
1.3	Dividends received (see note 3)		
1.4	Interest received	-	-
1.5	Interest and other costs of finance paid		
1.6	Income taxes paid		
1.7	Government grants and tax incentives	2	61
1.8	Other (provide details if material)		
1.9	**Net cash from / (used in) operating activities**	**(452)**	**(1,691)**

2.	**Cash flows from investing activities**		
2.1	Payments to acquire or for:		
	(a) entities		
	(b) tenements	-	(447)
	(c) property, plant and equipment	-	(9)
	(d) exploration & evaluation	(89)	(415)
	(e) investments		
	(f) other non-current assets	(16)	(140)

Consolidated statement of cash flows		Current quarter $A'000	Year to date (12 months) $A'000
2.2	Proceeds from the disposal of:		
	(a) entities		
	(b) tenements		
	(c) property, plant and equipment		
	(d) investments		
	(e) other non-current assets		
2.3	Cash flows from loans to other entities		
2.4	Dividends received (see note 3)		
2.5	Other (provide details if material)		
2.6	**Net cash from / (used in) investing activities**	**(105)**	**(1,011)**

3.	**Cash flows from financing activities**		
3.1	Proceeds from issues of equity securities (excluding convertible debt securities)	-	3,300
3.2	Proceeds from issue of convertible debt securities		
3.3	Proceeds from exercise of options	-	652
3.4	Transaction costs related to issues of equity securities or convertible debt securities	-	(186)
3.5	Proceeds from borrowings		
3.6	Repayment of borrowings		
3.7	Transaction costs related to loans and borrowings		
3.8	Dividends paid		
3.9	Other (Balkan Mining and Minerals Limited IPO financing and NCI contributions)	(185)	(307)
3.10	**Net cash from / (used in) financing activities**	**(185)**	**3,459**

4.	**Net increase / (decrease) in cash and cash equivalents for the period**		
4.1	Cash and cash equivalents at beginning of period	2,389	965
4.2	Net cash from / (used in) operating activities (item 1.9 above)	(452)	(1,691)
4.3	Net cash from / (used in) investing activities (item 2.6 above)	(105)	(1,011)
4.4	Net cash from / (used in) financing activities (item 3.10 above)	(185)	3,459

Consolidated statement of cash flows		Current quarter $A'000	Year to date (12 months) $A'000
4.5	Effect of movement in exchange rates on cash held	28	(47)
4.6	**Cash and cash equivalents at end of period**	**1,675**	**1,675**

5.	**Reconciliation of cash and cash equivalents** at the end of the quarter (as shown in the consolidated statement of cash flows) to the related items in the accounts	**Current quarter $A'000**	**Previous quarter $A'000**
5.1	Bank balances	1,675	1,675
5.2	Call deposits	-	-
5.3	Bank overdrafts	-	-
5.4	Other (provide details)	-	-
5.5	**Cash and cash equivalents at end of quarter (should equal item 4.6 above)**	**1,675**	**1,675**

6.	**Payments to related parties of the entity and their associates**	**Current quarter $A'000**
6.1	Aggregate amount of payments to related parties and their associates included in item 1	104
6.2	Aggregate amount of payments to related parties and their associates included in item 2	

Note: if any amounts are shown in items 6.1 or 6.2, your quarterly activity report must include a description of, and an explanation for, such payments.

7.	**Financing facilities** *Note: the term "facility' includes all forms of financing arrangements available to the entity.* *Add notes as necessary for an understanding of the sources of finance available to the entity.*	**Total facility amount at quarter end $A'000**	**Amount drawn at quarter end $A'000**
7.1	Loan facilities		
7.2	Credit standby arrangements		
7.3	Other (please specify)	10,000	-
7.4	**Total financing facilities**	10,000	-
7.5	**Unused financing facilities available at quarter end**		10,000

7.6 Include in the box below a description of each facility above, including the lender, interest rate, maturity date and whether it is secured or unsecured. If any additional financing facilities have been entered into or are proposed to be entered into after quarter end, include a note providing details of those facilities as well.

$10M Mint Finance Facility

The Company executed a Standby Placement Agreement (SPA) with US based Mint Capital Advisors Ltd (Mint) for a financing facility of up to $10 million over a two year term.

The key terms of the Facility are summarised below.

- Jadar may elect at its sole discretion to drawdown funds in consideration for the issue of shares to Mint in accordance with the terms of the Facility.
- Any shares issued to Mint following a request for drawdown made by Jadar will be issued at a price per share equal to 90% of the average of the 15 trading day daily VWAP of Jadar's shares as published by Bloomberg for the 15 trading days following the date of issue of Jadar's drawdown notification.
- The number of shares to be issued to Mint will be that number of shares equal to 5 times the average daily traded volume of shares on ASX for the 15 trading days following the date of issue of Jadar's drawdown notification to the total value of the drawdown requested by Jadar.
- Jadar may drawdown up to $300,000 per month (Maximum Drawdown) (or such larger amounts as agreed by the parties).
- Jadar will only be able to drawdown funds if the issue price that is calculated on notification of the drawdown is above a floor price of $0.04 per share. No notification of a drawdown is able to occur if 90% of the average of the 15 daily VWAPs for the actual trading days immediately prior to the drawdown notice, is below $0.04 per share. However, if the actual issuance price calculated according to the terms of the Facility is less than the floor price, the drawdown will still proceed unless both parties agree otherwise.
- Mint shall not be entitled to own more than 9.99% of the shares in Jadar, either pursuant to the terms of the Facility or via one or more on-market acquisitions, at any given time. If Mint's shareholding was to increase above 9.99%, then Mint would need to use its reasonable endeavours to sell down part of its shareholding to ensure compliance with the terms of the Facility or a respective drawdown would be reduced accordingly.
- All issuances of shares under the Facility are subject to compliance with the Corporations Act 2001 and the ASX Listing Rules. Drawdowns will be undertaken in reliance on Listing Rules 7.1 or 7.1A – if the Company does not have sufficient placement capacity under Listing Rule 7.1, then it will not undertake a drawdown and no shares will be issued until such time as the Company has capacity to do so

8.	Estimated cash available for future operating activities	$A'000
8.1	Net cash from / (used in) operating activities (item 1.9)	(452)
8.2	(Payments for exploration & evaluation classified as investing activities) (item 2.1(d))	(89)
8.3	Total relevant outgoings (item 8.1 + item 8.2)	(541)
8.4	Cash and cash equivalents at quarter end (item 4.6)	1,675
8.5	Unused finance facilities available at quarter end (item 7.5)	-
8.6	Total available funding (item 8.4 + item 8.5)	1,675
8.7	**Estimated quarters of funding available (item 8.6 divided by item 8.3)**	3.09

Note: if the entity has reported positive relevant outgoings (ie a net cash inflow) in item 8.3, answer item 8.7 as "N/A". Otherwise, a figure for the estimated quarters of funding available must be included in item 8.7.

8.8 If item 8.7 is less than 2 quarters, please provide answers to the following questions:

8.8.1 Does the entity expect that it will continue to have the current level of net operating cash flows for the time being and, if not, why not?

Answer:

8.8.2 Has the entity taken any steps, or does it propose to take any steps, to raise further cash to fund its operations and, if so, what are those steps and how likely does it believe that they will be successful?

Answer:

8.8.3 Does the entity expect to be able to continue its operations and to meet its business objectives and, if so, on what basis?

Answer:

Note: where item 8.7 is less than 2 quarters, all of questions 8.8.1, 8.8.2 and 8.8.3 above must be answered.

Compliance statement

1 This statement has been prepared in accordance with accounting standards and policies which comply with Listing Rule 19.11A.

2 This statement gives a true and fair view of the matters disclosed.

Date: 29 July 2021

Authorised by: The Board
(Name of body or officer authorising release – see note 4)

Notes

1. This quarterly cash flow report and the accompanying activity report provide a basis for informing the market about the entity's activities for the past quarter, how they have been financed and the effect this has had on its cash position. An entity that wishes to disclose additional information over and above the minimum required under the Listing Rules is encouraged to do so.

2. If this quarterly cash flow report has been prepared in accordance with Australian Accounting Standards, the definitions in, and provisions of, *AASB 6: Exploration for and Evaluation of Mineral Resources* and *AASB 107: Statement of Cash Flows* apply to this report. If this quarterly cash flow report has been prepared in accordance with other accounting standards agreed by ASX pursuant to Listing Rule 19.11A, the corresponding equivalent standards apply to this report.

3. Dividends received may be classified either as cash flows from operating activities or cash flows from investing activities, depending on the accounting policy of the entity.

4. If this report has been authorised for release to the market by your board of directors, you can insert here: "By the board". If it has been authorised for release to the market by a committee of your board of directors, you can insert here: "By the [*name of board committee – eg Audit and Risk Committee*]". If it has been authorised for release to the market by a disclosure committee, you can insert here: "By the Disclosure Committee".

5. If this report has been authorised for release to the market by your board of directors and you wish to hold yourself out as complying with recommendation 4.2 of the ASX Corporate Governance Council's *Corporate Governance Principles and Recommendations*, the board should have received a declaration from its CEO and CFO that, in their opinion, the financial records of the entity have been properly maintained, that this report complies with the appropriate accounting standards and gives a true and fair view of the cash flows of the entity, and that their opinion has been formed on the basis of a sound system of risk management and internal control which is operating effectively.