

Patriot Resources High-Grade Silver & Critical Minerals

Zambia | Peru

August 2026

ASX: PAT

Disclaimer

The presentation, in this projected form and as verbally presented (Presentation) has been prepared by Patriot Resources Limited (ACN 647 470 415) and is provided on the basis that none of the Company nor its respective officers, shareholders, related bodies corporate, partners, affiliates, employees, representatives and advisers make any representation or warranty (express or implied) as to the accuracy, reliability, relevance or completeness of the material contained in the Presentation and nothing contained in the Presentation is, or may be relied upon as a promise, representation or warranty, whether as to the past or the future. The Company hereby excludes all warranties that can be excluded by law.

The Presentation contains prospective material which is predictive in nature and may be affected by inaccurate assumptions or by known or unknown risks and uncertainties and may differ materially from results ultimately achieved.

The Presentation contains “forward-looking statements”. All statements other than those of historical facts included in the Presentation are forward-looking statements. Where the Company expresses or implies an expectation or belief as to future events or results, such expectation or belief is expressed in good faith and believed to have a reasonable basis. However, forward-looking statements are subject to risks, uncertainties and other factors, which could cause actual results to differ materially from future results expressed, projected or implied by such forward-looking statements. The Company does not undertake any obligation to release publicly any revisions to any “forward-looking statement”.

Cautionary Statement for Exploration Target
The Exploration Target has been prepared and reported in accordance with the 2012 edition of the JORC code. The potential quantity and grade of the Exploration Target is conceptual in nature. There has been insufficient exploration to estimate a Mineral Resource for the target areas reported. It is uncertain if further exploration will result in the estimation of a Mineral Resource.

The Presentation contains general background information about the Company and its activities current as at the date of this Presentation. The information in this Presentation is in summary form only and does not contain all the information necessary to fully evaluate any transaction or investment. It should be read in conjunction with the Company’s announcements lodged with the ASX, which are available at www.asx.com.au and other publicly available information on the Company’s website at www.patriotresources.com.au

Global Portfolio: Multiple Pathways to Value Creation

Execution-led portfolio anchored by a high-grade, de-risked silver project with clear near-term growth catalysts and additional copper and lithium optionality.

PERU Tassa High Grade Silver–Gold Project (100%)[1]

- Maiden JORC Resource Delivered in 2026 of **31.4Moz AgEq** from 18.53Mt at 52.68g/t AgEq *(Inferred)*
- JORC Exploration Target: **774 Moz-559 Moz AqEq** from 422-359 Mt at 57-48 g/t AgEq
- Multiple high-grade zones including **60m @ 224.20 g/t Ag from 24m (incl 16m @ 383.9 g/t Ag and 24m @ 291 g/t Ag)**
- **Initial Community Agreement covering northern portion of Tassa – August 2026 + Valid Drilling Environmental Permit**

CAUTIONARY STATEMENT – EXPLORATION TARGET: *The Exploration Target has been prepared and reported in accordance with the 2012 edition of the JORC Code. The potential quantity and grade of the Exploration Target is conceptual in nature. There has been insufficient exploration to estimate a Mineral Resource for the target areas reported. It is uncertain if further exploration will result in the estimation of a Mineral Resource*

ZAMBIA Kitumba Copper Project (100%)[2]

- **2,000m RC Drill Program confirmed mineralisation from surface and remains open at depth and along strike**, up to 1m @ 2.56% Cu, 62.3g/t Ag and 0.76% Zn from 55m (TBRC03)
- **Large mineralised footprint (potentially ~5.5kms of Strike)** has only been partially tested within a 525km^2 license holding, 18kms of **Sinomine's Kitumba Copper Smelter and Processing facility**

CANADA Gorman Lithium and Critical Minerals Project (100%)[3]

- **High-grade spodumene** confirmed at surface – up to **3.7% Li_2O**
- Highly anomalous **Ta and Cs** values were returned for lithium-bearing samples
- Along strike from **Frontier Lithium (TSXV:FL)**

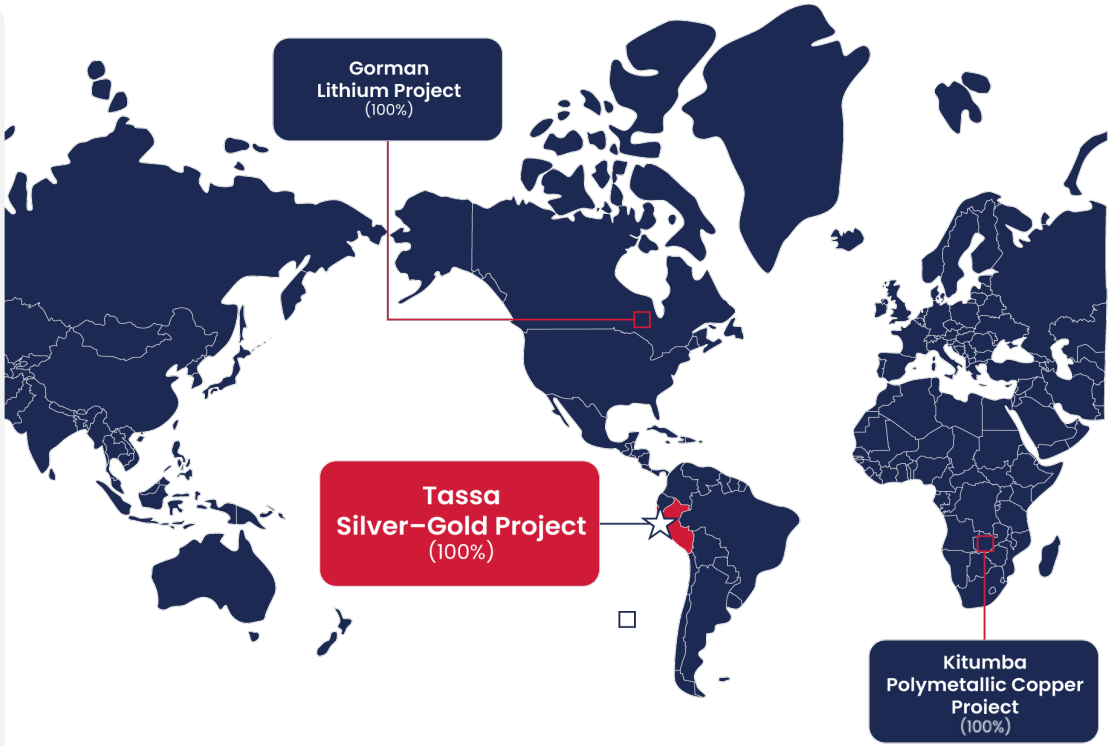

Sources: [1] ASX release 16 February 2026 and 8 May 2026. [2] ASX release 8 July 2026. [3] ASX release 10 October 2023.

Investment Highlights

Multi-Asset Portfolio Positioned for Growth

Tassa: Advanced, High-Grade Silver Peru

High-grade epithermal silver-gold resource **31.4Moz AgEq** from 18.53Mt at 52.68 g/t AgEq JORC Resource[1] *(Inferred)*

JORC Exploration Target: **774 Moz-559 Moz Aq Eq** from 422-359 Mt at 57-48 g/t AgEq[2]

Located just **15km from Buenaventura's San Gabriel Gold Mine 1.8Moz Au from 15.3 Mt at 3.71g/t Au**[3], in one of the world's premier silver jurisdictions.

Community agreement covering Northern Tassa and Valid Drilling environmental Permit

Copperbelt License Zambia Acquisition (90%)[4]

1,600ha license adjoining – First Quantum/Mimosa Kashime / Fishtie Copper Project

Hosted in the DRC / Zambian Copperbelt Setting

Kitumba: Copper Project Zambia (New Discovery)

High-Grade Copper Discovery on a large anomalous geophysical footprint (~1km x 800m) with multiple undrilled geophysical targets. **Extended potential corridor ~ 5.5km[5] defined by geophysics**

Maiden drilling confirms a **new copper-silver-zinc-cobalt discovery**, with mineralisation starting from surface and remaining open along strike and at depth.

Only **18km from Sinomine's US$600M Kitumba processing infrastructure**, providing a compelling potential development pathway.

Experienced corporate and technical team, supported by strong in-country partners, leveraging proven M&A, exploration and mine development expertise to identify, acquire and advance high-quality copper opportunities at attractive entry valuations.

Amassed 525km^2 license holding in a proven Copper Development Corridor for a total **upfront consideration of US$300k** and a discovery drill program for A$200/meter

Sources: [1]ASX release 16 February 2026. [2]ASX release 8 May 2026. [3]https://www.sec.gov/Archives/edgar/data/1013131/000141057825001056/tmb-20241231xex96d2.pdf. [4]ASX release 29 July 2026. [5]ASX release 24 July 2026.

Why Invest in Patriot Now?

- 31.4Moz AgEq from 18.53Mt at 52.68 AgEq[1] maiden resource (Inferred) establishes a significant silver resource
- Exploration Target of up to 774-559 Moz AqEq from 422-359 Mt at 57-48 AgEq[2] demonstrates district-scale growth potential
- Agreement in place with Pachamayo Community for Northern Tassa + Valid Drilling Permit
- Greenfield Copper Discovery in Zambia, Open in all directions
- Actively pursuing divestment of the Gorman Lithium and Critical Minerals Project to sharpen focus and fund growth at Tassa and Kitumba

Sources: [1] ASX release 16 February 2026. [2] ASX release 8 May 2026.



Jorge Santiago Geologist and Miguel GIS Expert out on the Tassa Project Area

Tassa Silver-Gold Project: Peru

Peru – Global Silver Powerhouse

Peru is the third largest producer of silver in the world, hosting some of the world's most prolific precious metals districts



GLOBAL SILVER RESERVES (18%) & PRODUCTION (13%)
Are found in Peru



SURROUNDED BY MAJOR OPERATORS
(TECK, BARRICK, FRESNILLO) Infrastructure, geology and mining precedent already proven



MINING SECTOR ACCOUNTS FOR 10.4% OF PERU'S GDP



110K MT OF AG RESERVES
Peru has the largest silver reserves of any country in the world

Tassa
Silver-Gold Project

Scalable, de-risked silver system in a world-class district

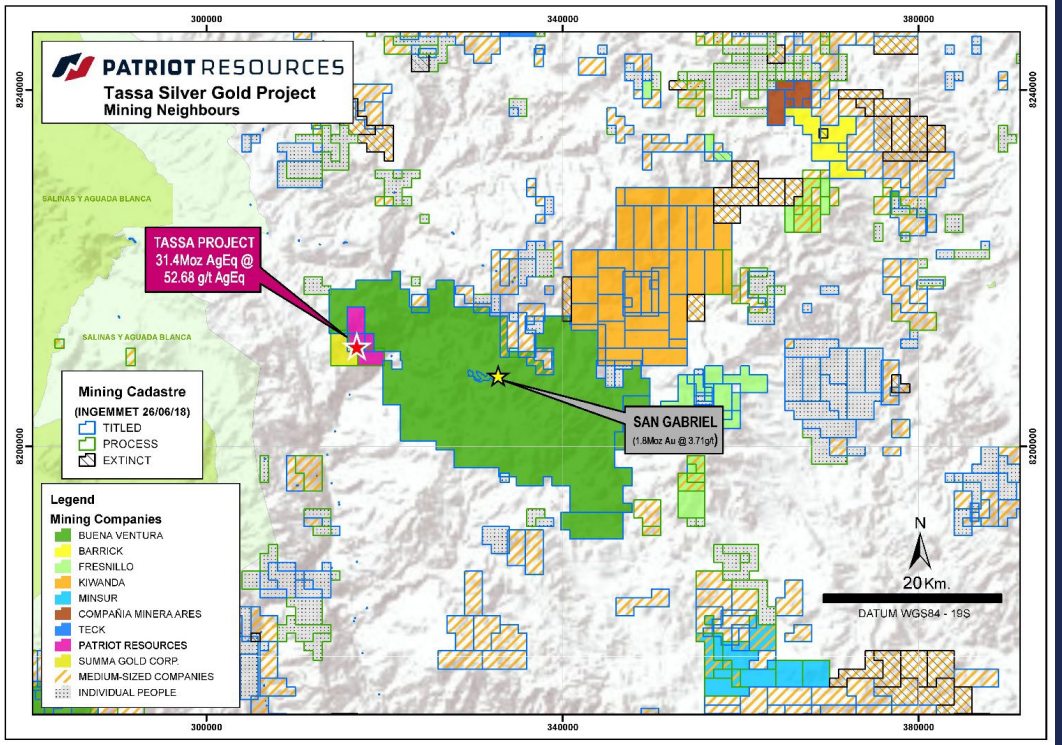

Large, structurally controlled system defined over >3.1km NW–SE trending zone

Exploration Target: range of 422-359 Mt at a grade of 57-48 g/t for **774- 559 Moz AgEq** over ~2.9km strike

De-risked through data integration: Re-Assaying Validates Tassa Data Integrity, Unlocking the Path to Resource Expansion Drilling.

Validated by Tier-1 operators: Extensive dataset (1,832 samples, ~36km IP, ~70km magnetics, 8,500m drilling) from **Teck, Bear Creek and Buena Vista** supports a robust, independently validated framework.

Proven mining corridor, ~18km from San Gabriel gold mine (1.8Moz Au from 15.3Mt at 3.71 g/t Au)

Source: ASX release 16 February 2026 and 8 May 2026

Tassa Maiden Mineral Resource JORC (2012)

Globally Significant, Emerging Tier-1 Silver Asset

18.5Mt for 31.4Moz AgEq at 52.68 g/t AgEq (Inferred)[1]
18.53Mt resource ~81% silver, underpinning a high-grade, silver-dominant system (25g/ AgEq cu-off grade)
Defined from 26 diamond drill holes (8,474m), outlining multiple structurally controlled zones open along strike and at depth

Outstanding High-Grade Intercepts
60m @ 224 g/t Ag (incl. 16m @ 384 g/t, 24m @ 291 g/t)
37m @ 113.5 g/t Ag (incl. 8.7m @ 321 g/t)
16m @ 152.9 g/t Ag + 1.5 g/t Au (incl. 6m @ 2.55 g/t Au)

Resource Growth Continues [3]
Re-assays from 46 samples across 7 historical drill holes demonstrate strong correlation with silver, gold, lead and zinc grades recorded by prior operators Teck and Bear Creek Mining - independently validating over 20 years of inherited geological data before Patriot's own drill program commences.

Massive Exploration Target for the Tassa Project[2]

Classification	Tonnes (Mt)	AgEq (Moz)	AgEq (g/t)
Exploration Target	422-359	774-559	57-48

Strong Silver Leverage
Includes 663Moz Ag - 479Moz Ag at 49-42 g/t, a high-grade silver-dominant system from surface with full exposure to silver prices.

Maiden JORC (2012) Mineral Resource Estimation for the Tassa Project[1]

Classification	Tonnes (Mt)	AgEq (Moz)	AgEq (g/t)	Ag (Moz)	Ag (g/t)	Au (Moz)	Au (g/t)	Cut-off (g/t AgEq)
Inferred	18.53	31.39	52.68	25.46	42.73	0.04	0.06	25.00

District-Scale Silver System Defined

Source: [1]ASX release 16 February 2026, [2]ASX Release 8 May 2026, [3]ASX Release 24 June 2026

Tassa Silver-Gold Deposit

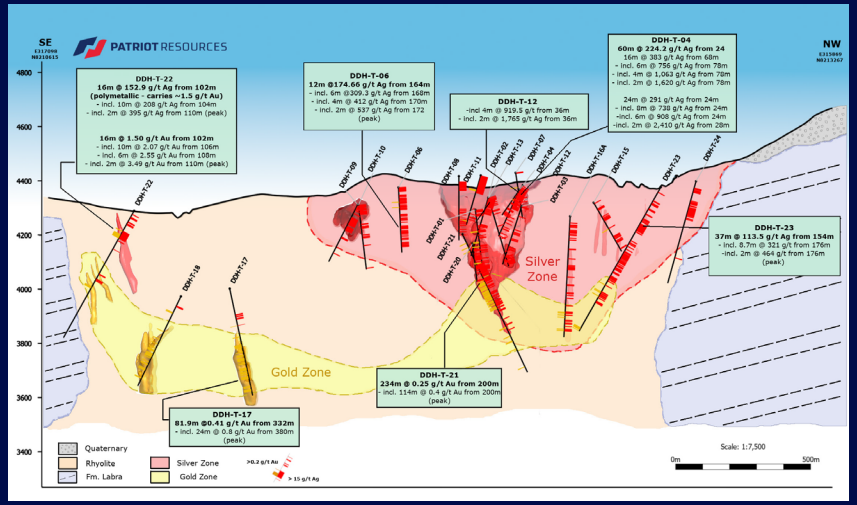

Zones	Tonnes (Mt)	AgEq (Moz)	AgEq (g/t)	Ag (g/t)
North	5.3	8.1	47.2	39.3
Central	11.9	20.0	52.4	44.3
South	1.1	3.1	84.2	50.1
West	0.2	0.3	39.0	5.6
Total	18.5	31.4	52.7	42.7

Source: ASX release 16 February 2026

Northern Zone – Silver Growth & Extension Target

Established silver mineralisation with strong drill results, providing clear upside through step-out drilling and strike extensions

- **Drilling:** Drill hole T-23 returned 37m @ 113.50g/t Silver from 154m (incl 8.7m @ 321.00 g/t)

Central Zone – High Grade Ag Focus

High-grade silver breccia system representing the primary driver for near-term resource growth

- Drill hole T-04 returned 60m @ 224.20 g/t Silver from 24m (incl 16m @ 383 g/t Silver and 24m @ 291 g/t Silver)
- Drill hole T-12 returned 4m @ 919.50 g/t Silver from 36m (incl. 2m @ 1,765 g/t)

Southern Zone – Gold Expansion Opportunity

Emerging gold system with potential for deeper, San Gabriel–style mineralisation

- T-22 returned 16m @ 1.50 g/t Gold from 102m (incl. 6m @ 2.55 g/t) 16m @ 152.9 g/t Silver from 102m

Tassa Exploration Target

Expanded Licence to 3.1kms of Mineralised Strike.

Exceptional high-grade silver intercepts at surface, independently reproduced by three operators over a 19-year sampling interval — reinforcing confidence in the resource-growth pathway:

- 1,090 g/t Ag with 0.09 g/t Au — channel sample 29130 (Bear Creek, 2010)
- **Peak result: 8,160 g/t Ag — rock chip 38460 (Bear Creek, 2011)**

- 5.36 g/t Au — sample 38532 (Bear Creek, 2011)
- 2.44 g/t Au, 252 g/t Ag and 0.55% Cu — sample 38486 (Bear Creek, 2011)

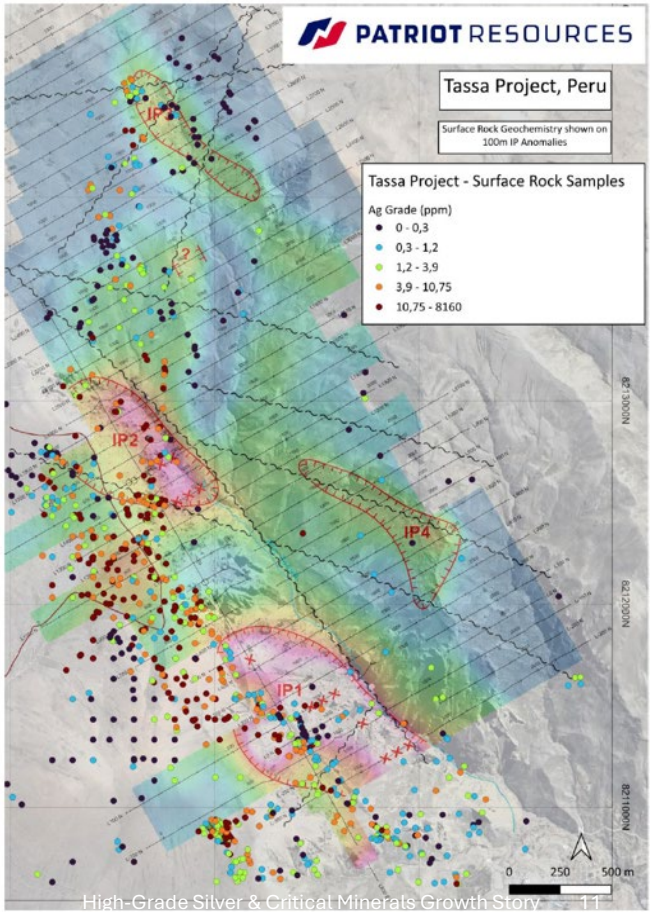

Source: ASX release 8 May 2026

Tassa Silver-Gold Project

High Grade Silver intercepts starting from surface

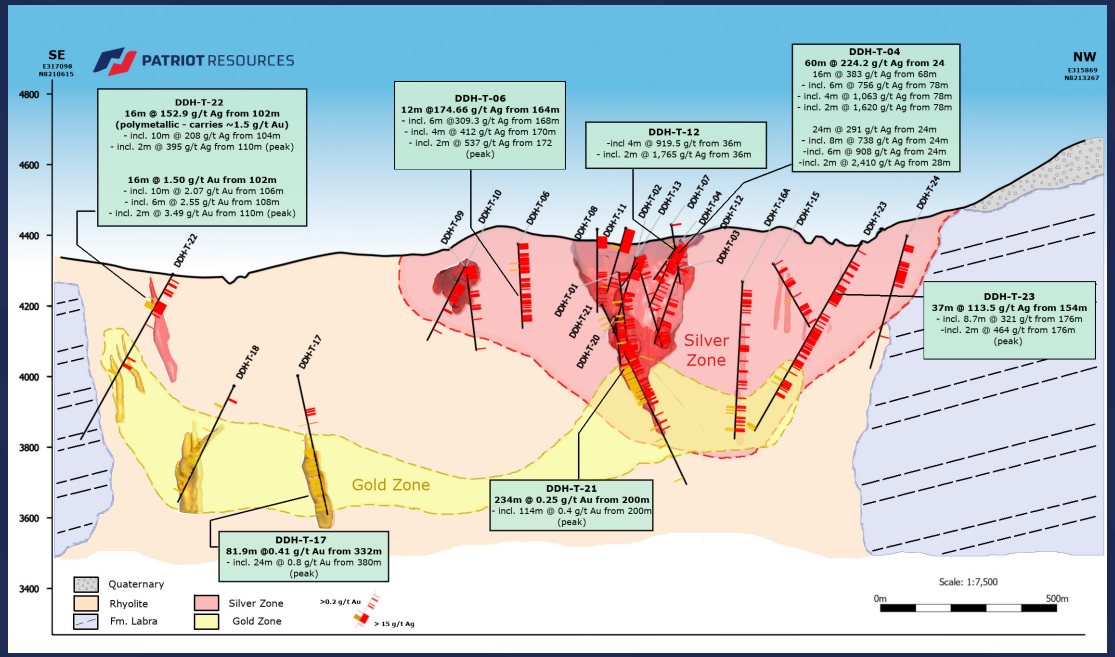

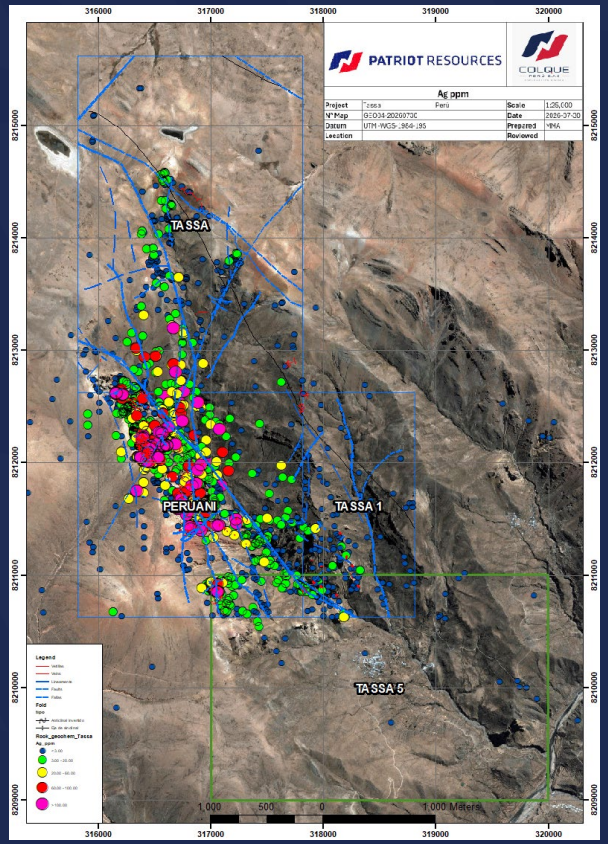

- **31.4Moz AgEq from 18.53Mt at 52.68 g/t AgEq MRE** defined from 26 diamond drill holes (8,474m), across multiple zones open along strike and at depth
- New License ‘Tassa 5’ Southern Extension Au and Ag Dominant

Source: ASX release 16 February 2026 and 8 May 2026

Southern Extension ‘Tassa 5’

Interpreted mineralised Strike extended to 3.1km

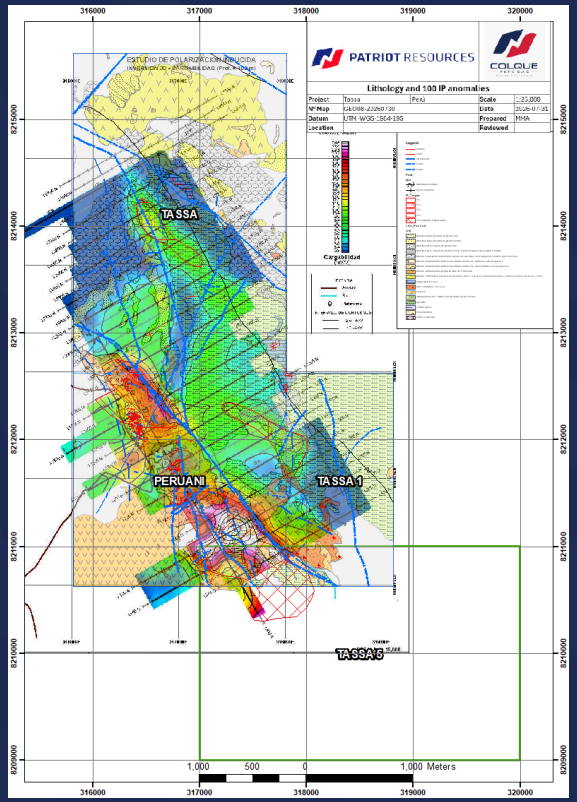

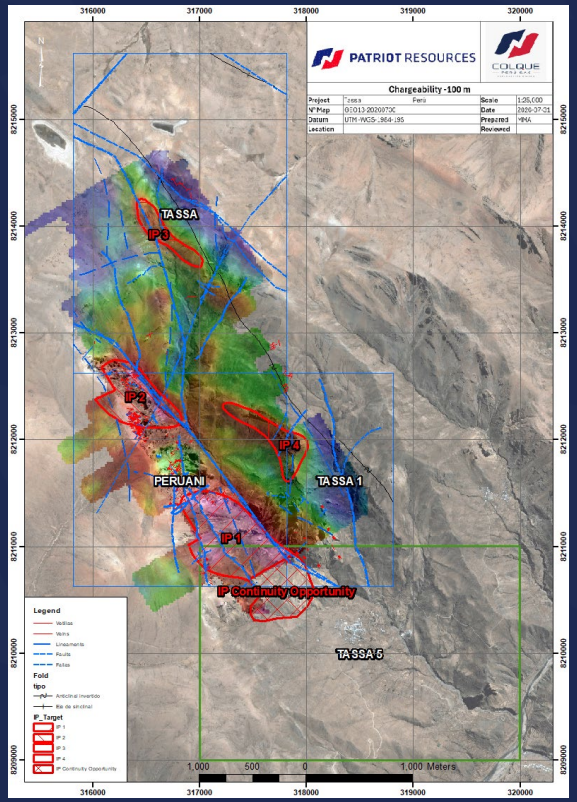



Source: ASX release 8 May 2026



Chief Geologist Eugene Gotora –
Inspecting the Core Shed

Pathway to Resource Growth

Planned Next steps

Advance permitting & community agreements at Tassa to unlock near-term exploration and drilling access (In Progress)

Commence mapping and sampling program at Tassa 5, southern extension.

Tassa 2026 Phase 1 drilling program targeting high-grade zones, infill and step-out extensions to grow resource base

Progress follow-up drilling at the Kitumba Copper Project, building a second growth pillar.



2026 Maiden RC Drilling Program at Target Tonic within the 525km² Kitumba License

Kitumba Copper
Project Zambia

Kitumba Copper-Silver-Zinc-Cobalt Project

Maiden drilling validates new copper discovery with substantial exploration upside in an established copper development corridor

Maiden RC 2,000m drilling at the Tonic Prospect successfully confirmed a new copper-silver-zinc-cobalt discovery, validating Patriot's exploration model.

Mineralisation starts from surface and remains open at depth and along strike, up to 1m @ 2.56% Cu, 62.3g/t Ag and 0.76% Zn from 55m (TBRC03), providing significant scope to grow the system through Phase 2 drilling.

Potentially Large mineralised footprint (~1km strike x 800m width) has only been partially tested, with extensive geophysical anomalies still undrilled.

Located only 18km from Sinomine's US$600 million Kitumba processing and smelter infrastructure, creating a rare potential development pathway for an early-stage discovery.

Proven local execution and global expertise through an established Zambian team and trusted in-country partners, supported by 30+ years of M&A, exploration and mine operating experience, driving disciplined growth through value-accretive acquisitions.

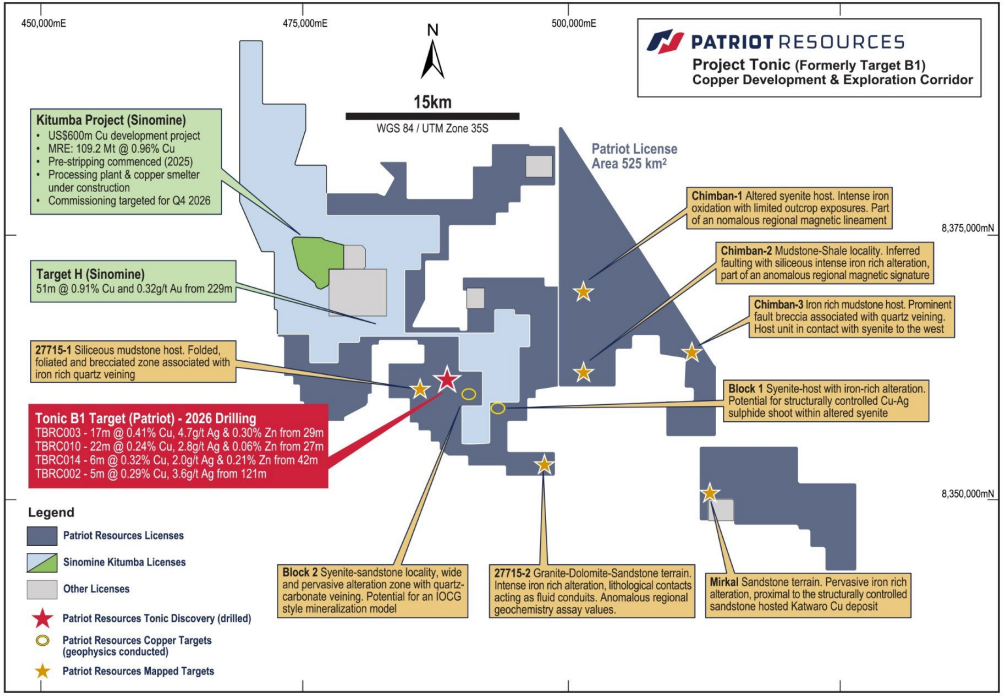

Source: ASX release 8 July 2026

Kitumba Copper-Silver-Zinc-Cobalt Project

Broad intercepts with high-grade copper zones demonstrate continuity across multiple drill holes:

Key Intercepts:

TBRC03 (Discovery Hole)

- **17m @ 0.41% Cu, 4.7g/t Ag & 0.30% Zn from 29m**
  - incl. **7m @ 0.78% Cu**
  - incl. **3m @ 1.19% Cu**
- **3m @ 1.06% Cu from 54m** incl. **1m @ 2.56% Cu, 62.3g/t Ag** (highest grade)

TBRC10

- **22m @ 0.24% Cu from 27m** incl. **7m @ 0.54% Cu**
- deeper interval of **2m @ 0.76% Cu** incl. **1m @ 1.44% Cu** at 145m, demonstrating depth continuity.

Mineralisation intersected across multiple holes confirms a broad hydrothermal system rather than an isolated occurrence.

Source: ASX release 8 July 2026

Maiden Drilling Confirms Broad Near-Surface Mineralisation

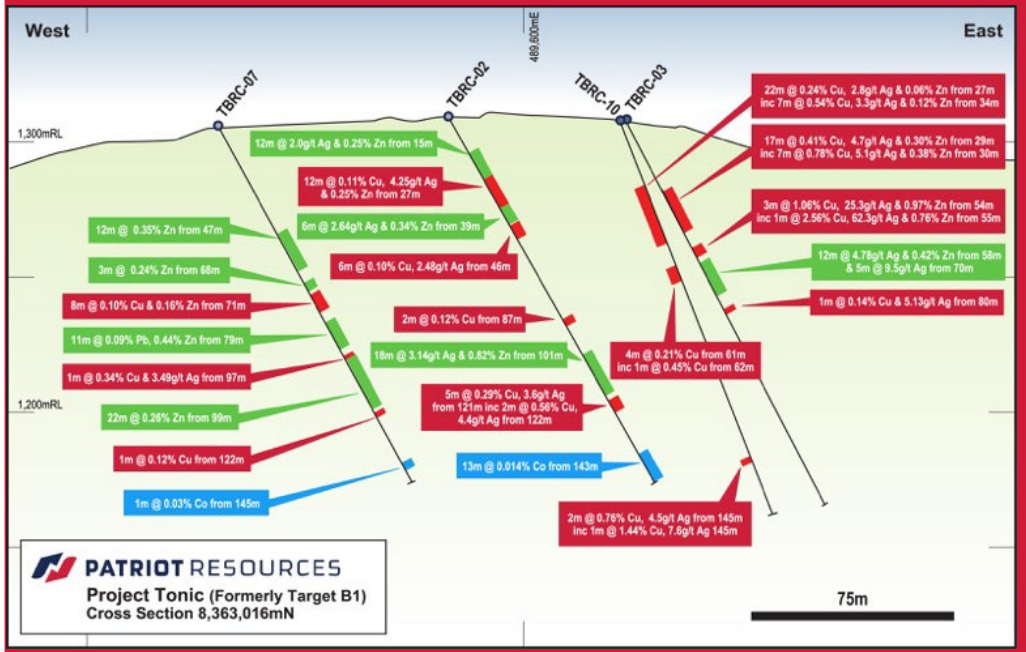

Advanced Drill-Ready Targets
Block 1 & Block 2

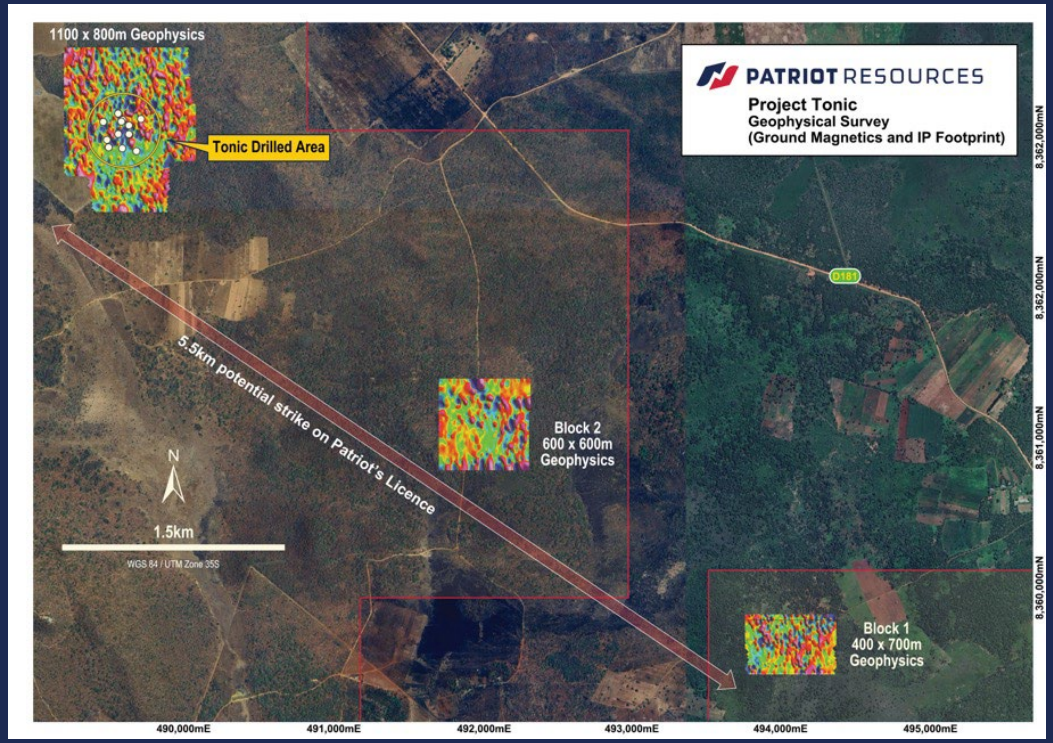

Source: ASX release 24 July 2026

Tonic Near-Field Extensions

- Approx **1.1km x 0.8km** potential mineralised area supported by geophysics and partially drilled
- Extended Geophysical survey to **~ 5.5km** target corridor
- RC program planned for Phase 2 to fully examine Tonic potential scale
- Continued drilling beneath the current mineralisation depth targeting a higher-temperature Cu–Co core.

Southern extension drill target, with deformed, silica-rich shale over coincident IOCG type IP anomalies. Scout Style first pass RC program

Block 1

- Syenite-hosted target with historical Fe–Cu soil anomalism and mapped iron-rich alteration.
- Potential for focused, structurally controlled **Cu–Ag sulphide shoots** within altered and silicified syenite.

Block 2

- Syenite–sandstone target with broader iron-rich alteration, quartz–carbonate veining and evidence of hydrothermal fluid flow.
- Potential for a more continuous **Cu–Ag–Co mineralised corridor** with IOCG-style characteristics.

Kitumba Copper-Silver-Zinc-Cobalt Project Tonic

Rare combination of exploration upside, existing infrastructure and capital efficiency

Open for Growth

Initial Total Discovery costs (incl. drilling, assays and analysis) was A$200/metre

Discovery remains open in every direction.

Several holes ended in mineralisation due to fractured ground and RC drilling conditions providing ***compelling follow up drill targets.***

Strong in-country partnerships and proven M&A expertise provide access to high-quality copper licences at attractive local valuations.

Tier-1 Jurisdiction

Zambia is the **7th largest copper producer globally**.

Zambia is targeting **3Mt annual copper production by 2031**.

Value at scale: **Zambia's major mines (Kansanshi, Lumwana, Mumbezhi) prove lower-grade, bulk-tonnage copper systems are highly commercial.**
Ranked **#3 Investment Attractiveness in Africa** (Fraser Institute 2025).

Infrastructure Advantage

Only **18km from Sinomine's Kitumba copper mine and smelter**.

Processing infrastructure and a Copper Smelter significantly reduces potential development hurdles.

Potential future toll treatment opportunity (subject to commercial agreement).

Source: ASX release 8 July 2026

Copperbelt Discovery Exposure

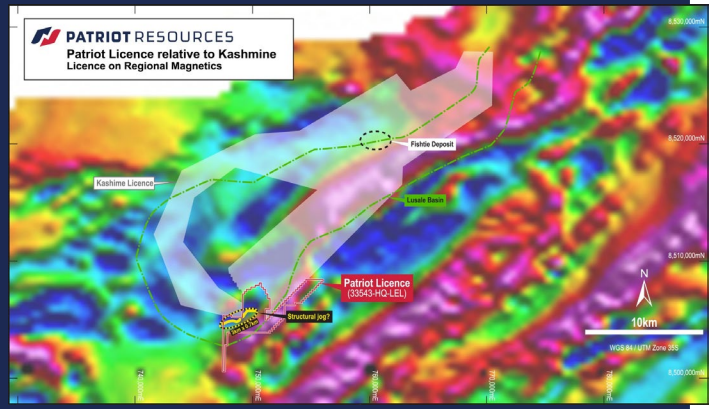

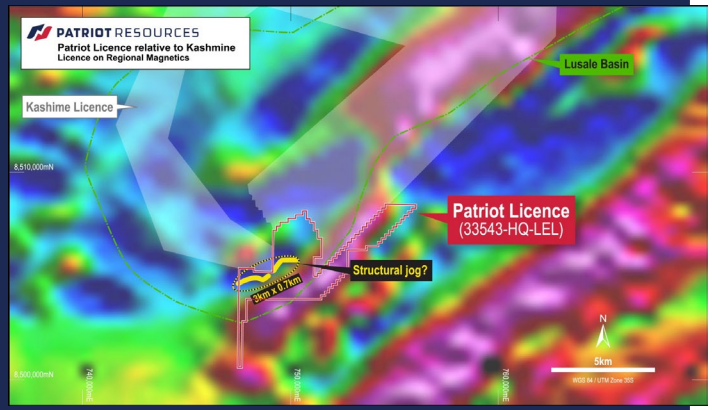

Source: ASX release 29 July 2026 and 5 August 2026

90% interest acquired in 16.15km^2 Licence 33543-HQ-LEL, 17km along strike from First Quantum/Mimosa's Fishtie Project

90% interest in Licence 33543-HQ-LEL (16.15km^2), adjoining Mimosa Resources' Kashime Project and First Quantum Minerals' exploration tenure.

Immediate exposure to a proven copper district hosting the Kashime Copper Project at Fishtie, is one of the largest known undeveloped open pit, copper resource in Zambia.

Sits within the **Lusale Basin**, a Copperbelt satellite basin, in a stratigraphic setting equivalent to the tier-1 **Kamoa and Lonshi deposits.**

Hosted within the Grand Conglomérat diamictite/siltstone and Kakontwe Limestone, above basement schist and quartzite — the same Katanga Supergroup architecture hosting most DRC/Zambian Copperbelt copper-cobalt deposits.

Reconnaissance Geological Mapping Completed (July / August 2026) Observations:

Prospective host sequence: The siliceous siltstone unit with magnetite–ankerite–apatite banding is interpreted as the first mapped surface expression on the licence of the prospective Fishtie-model host sequence.

Potential mineralisation corridor: The low-magnetic shear zone or structural jog coincides with the siliceous siltstone unit, making it a potential mineralisation corridor that warrants further investigation, **~ 3km long x 0.7km wide**.

Priority target zones: Faulting and fluid movement are key components of the Fishtie-style model, in which high-angle faults control stratigraphic thickness, iron-rich replacement and copper distribution.

Overall interpretation: Collectively, the programme has confirmed that both the host stratigraphy and structural control similar to Fishtie mineralisation model can be extrapolated within Licence 33543-HQ-LEL.



Gorman Lithium and Critical Minerals

Ontario, Canada

Gorman: Sharpening
Portfolio Focus

Patriot is assessing the optimal strategy for Gorman to sharpen focus and pursue growth at Tassa and Kitumba. Gorman hosts a lithium-caesium-tantalum (LCT) pegmatite system along a 5.2km spodumene-bearing trend.

Lithium highlights (Channel Sampling):

- 5.0 m @ 2.0 % Li_2O (G2)
  12.8 m @ 1.3 % Li_2O (G1)
  5.0 m @ 1.7 % Li_2O (G0)
- High-grade rock chip sampling underpins the trend, with values of **>3 % Li_2O** (up to 3.71 % Li_2O) in outcrops across the G0-G3 pegmatites.

Critical Minerals highlights:

- **Tantalum (Ta)** 603ppm (E516826), 333ppm (D721059) and 374ppm (E516807)
- **Caesium (Cs)** 543ppm (E516812) and 493ppm (J083918)

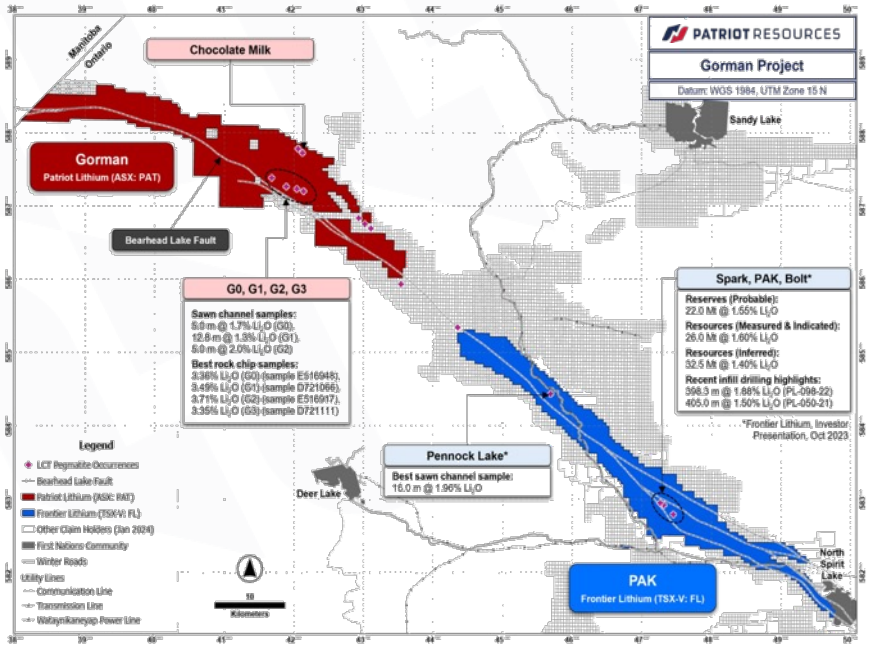

Source: ASX release 31 July 2023 & 10 October 2023

Proven Leadership Driving Global Growth and Execution

Leadership team combines deep technical, operational and capital markets expertise, with a proven track record of scaling major projects (Arcadia), and strong in-country capability to drive execution across its global portfolio.

MR DOMINIC DUGGAN Managing Director & Chief Executive Officer	Mining engineer and finance professional with more than 10 years' experience, including eight years at Rio Tinto in Leadership roles across Mining operations, project development, corporate strategy and finance. Combining technical, operational and commercial expertise, Dominic is focused on unlocking value from Patriot's portfolio, advancing projects through disciplined development and executing strategic growth opportunities that deliver long-term shareholder value.
MR HUGH WARNER Executive Chairman	30+ years of global public company leadership with a proven track record of executing strategic M&A, identifying high-quality mineral assets and creating shareholder value. Successfully led the acquisition and development of the Arcadia Lithium Project into Africa's largest operating lithium mine, bringing the same disciplined growth strategy to Patriot Resources.
MR CHRIS HILBRANDS Finance Director	Chartered Accountant and seasoned CFO of ASX and AIM-listed resource companies. Chris was a core member of the Prospect team alongside Hugh, building the financial and operational foundations that transformed Arcadia into a world-class deposit. Now applying that same discipline to Tassa.
MR DIEGO CILLÓNIZ Non-Exec Director	Peruvian- based corporate lawyer with 20+ years' experience advising foreign investors across mining and oil & gas. Diego brings deep expertise in mining law, regulatory approvals, employment and community relations, strengthening Patriot's in-country governance and legal capability. He has held roles at leading Peruvian law firms and within a multinational mining company and is the co-founder of Cillóniz & Valencia Abogados.
MR EUGENE GOTORA Chief Geologist	Geologist and JORC Competent Person with 12+ years across copper, gold and lithium in Peru, Zambia, DRC, Senegal and Zimbabwe. A proven field operator with direct experience in the geological settings that define Tassa and Tonic. Responsible for on-ground technical execution of the exploration program.

Corporate Snapshot

The top five shareholders represent approximately 24% of shares on issue, with holdings largely comprising board members, associated entities as well as Next Investors — reflecting strong alignment of interest with all shareholders.

Share Holders + Other

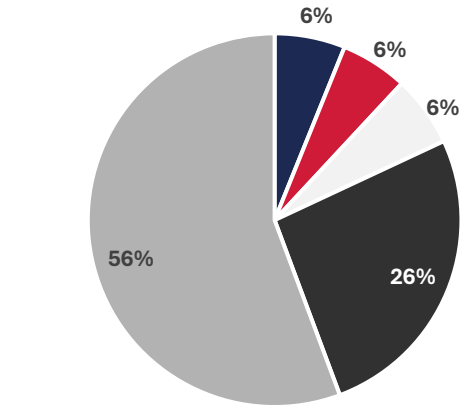

Capital Structure – As at 31 July 2026

Shares on Issue	293.1m
Market Capitalisation	$18. 5m
Options on Issue	109.9m
Performance Rights on Issue	1.25m

Share price



Competent Person's Statement

The information in this report that relates to Exploration Results is based on information compiled by Mr Eugene Gotora, a member of The Australasian Institute of Mining and Metallurgy and The South African Institute of Mining and Metallurgy. Mr Gotora is the Company's Chief Geologist and has sufficient experience relevant to the style of mineralisation and type of deposit under consideration and to the activity he is undertaking to qualify as a Competent Person as defined in the 2012 Edition of the "Australasian Code for Reporting of Exploration Results, Mineral Resources and Ore Reserves". Mr Gotora consents to the inclusion of the information in the form and context in which it appears.

The Company confirms it is not aware of any new information or data that materially affects the information included in the Tassa Mineral Resource Estimate and that all material assumptions and technical parameters underpinning the estimate continue to apply and have not materially changed when referring to its resource announcement made on 16 February 2026.

The Company confirms it is not aware of any new information or data that materially affects the information included in the Tassa Exploration Target and that all material assumptions and technical parameters underpinning the estimate continue to apply and have not materially changed when referring to its Exploration Target announcement made on 8 May 2026.

Silver Metal Equivalent Calculations

Metal equivalents have been calculated at a copper price of US$12,198.00/t, gold price of US$3,969.00/oz, silver price of US$60.00/oz, zinc price of US$3,131.00/t and lead price of US$2,302.00/t. Silver equivalent was calculated based on the formula AgEq(g/t) = Ag(g/t) + (Cu(%) x 66.18) + (Zn(%) x 14.98) + (Au(g/t) x 65.96) + (Pb(%) x 11.01). The individual grade ranges included in the Tassa Mineral Resource Estimate are Ag 42–49g/t, Au 0.04–0.05g/t, Cu 363–427ppm, Zn 638–750ppm and Pb 982–1,156ppm. Metallurgical recovery was assumed at 81% for both silver and gold, 85% for copper, and 75% for both lead and zinc. It is the Company's opinion that all elements included in the metal equivalent calculation have reasonable prospects for eventual economic extraction. Metallurgical assumptions and factors were based on metallurgical performance data from similar and relevant project data.



Contacts

Dominic Duggan
CEO and Managing Director
Patriot Resources Limited
info@patriotresources.com.au

Jessica Fertig
Investor & Media Relations
Tau Media
jessica@taumedia.com.au