RED SKY ENERGY

ASX ANNOUNCEMENT
30 July 2026

Quarterly Activities and Cashflow Report – June 2026

HIGHLIGHTS

Innamincka Dome, South Australia

- **Yarrow generated $1.045 million in gross production receipts during the quarter, with 82% from gas sales and the remainder from LPG and condensate.**
- **Site preparation works commenced at the Yarrow gas field, marking the start of field operations for the Innamincka Dome drilling campaign.**
- **Drilling campaign to comprise two Yarrow field wells (Yarrow 4 and Yarrow 5) and the Willowie appraisal well, all operated by Santos (ASX: STO).**
- **The two Yarrow wells to be drilled directionally from a single dual-well pad location within PRL 17.**
- **Yarrow 1 and Yarrow 3 continued to produce gas into the Santos-operated gathering network throughout the quarter.**
- **Drilling operations expected to commence in August 2026, subject to final operational scheduling (subsequent to quarter end).**

Killanoola Oil Project, South Australia

- **Continued discussion of completion and stimulation options for KN2.**

Corporate

- **Fully underwritten Rights Issue (including shortfall) completed, raising approximately $4.1 million (before costs).**
- **Placement completed, raising $1.0 million (before costs).**
- **Proceeds directed towards participation in the Santos-operated Innamincka drilling program and general working capital.**
- **The Company has cash reserves as at 30 June 2026 of $6.17m boosted by the recently completed placement and rights issue.**

Red Sky Energy (ASX: ROG) (**Red Sky** or the **Company**) presents its Quarterly Activities Report for the period ended 30 June 2026. During the June quarter, the Company progressed from funding and approvals to field activities at the Innamincka Dome, where site preparation works commenced ahead of a Santos-operated drilling campaign targeting the producing Yarrow fairway. The Company completed its fully underwritten Rights Issue to support participation in the program, while continuing the technical and operational evaluation of the Killanoola Oil Project and maintaining its interest in Block 6/24 offshore Angola.

INNAMINCKA DOME PROJECTS (COOPER BASIN, SOUTH AUSTRALIA)

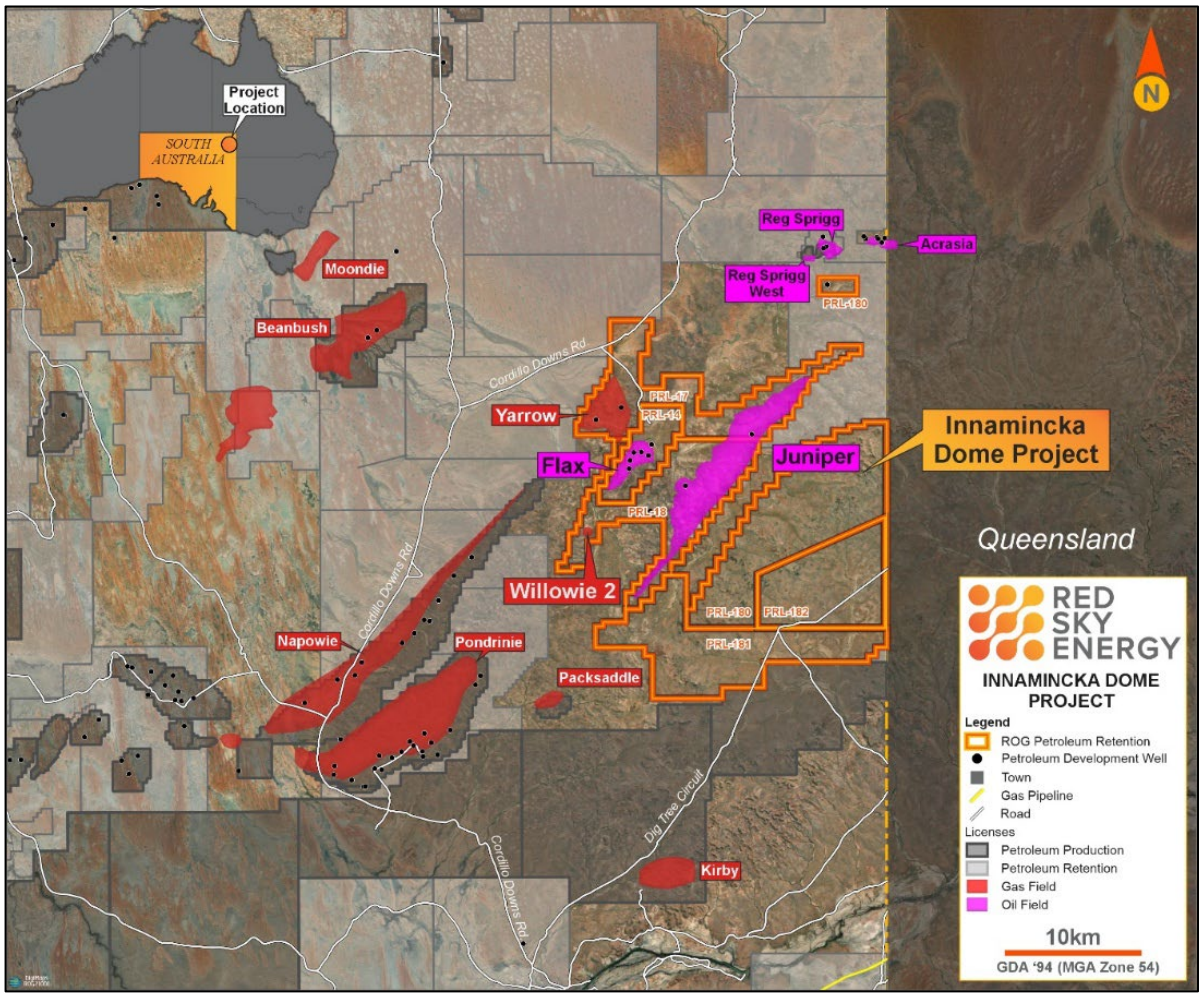

Figure 1: Innamincka Dome Projects location map with Yarrow and Willowie highlighted. Red Sky holds 20% working interest in the six PRLs (14, 17, 18, 180, 181, 182). Santos, the operator, farmed in and holds 80%.

SITE WORKS COMMENCE FOR THE INNAMINCKA DRILLING PROGRAM

During the June quarter, Red Sky advised that site preparation works had commenced at the Yarrow gas field, marking the start of field operations for the Innamincka Dome drilling campaign. Works to the access road at Yarrow have been hampered by inclement weather but are underway ahead of the mobilisation of drilling equipment. (Refer to ASX Announcement dated 4 June 2026.)

The campaign comprises two Yarrow wells within PRL 17 and the Willowie well within PRL 18, all operated by Santos Limited (ASX: STO). The two Yarrow wells — Yarrow 4 and Yarrow 5 — will be drilled from a single dual-well pad location, with both wells directionally drilled from the same pad to intersect their subsurface targets. The dual-well pad design is intended to reduce surface footprint and improve capital efficiency across the program.

The commencement of site works follows the execution of binding Authorities for Expenditure (AFEs) with Santos for both the Yarrow two-well program (refer to ASX Announcement dated 1 April 2026) and the Willowie appraisal well (refer to ASX Announcement dated 13 April 2026). Drilling operations are expected to commence in August 2026, subsequent to quarter end, with the schedule subject to change depending on the weather conditions and access windows.

The Yarrow development program is located within an established producing gas system with direct access to existing Santos-operated gas gathering, pipeline and processing infrastructure. This infrastructure is connected to the Moomba processing facility, enabling a capital-efficient development pathway and reducing the time from drilling to first production.

Yarrow Development Program

During the quarter, Red Sky's participation in the next phase of Yarrow development was secured through the binding two-well AFE executed with Santos Limited. (Refer to ASX Announcement dated 1 April 2026.)

The Yarrow development program is located within an established producing gas system with direct access to existing Santos-operated gas gathering, pipeline and processing infrastructure. This infrastructure is connected to the Moomba processing facility, enabling a capital-efficient development pathway and reducing the time from drilling to first production.

The two-well program represents the next stage of development within the Yarrow field and follows the successful re-entry, stimulation and commissioning of Yarrow 1 in November 2025. The planned Yarrow wells (Yarrow 4 and Yarrow 5) are expected to target similar formations within the same producing fairway, leveraging existing geological understanding, well performance data and seismic interpretation. The program is designed to deliver incremental production from known accumulations, with reduced geological risk relative to exploration drilling.

Red Sky's share of the Yarrow AFE is estimated at approximately $2.0 million for the two wells (100% basis cost subject to joint venture finalisation and operational execution). Funding for the program is supported by the Company's capital-raising initiatives, including the placement and the now-completed rights issue, with the placement providing initial funding and the rights issue funding the balance of the Company's participation.

Drilling of the first Yarrow development well is expected to commence following final operational scheduling with the joint venture. The Company considers participation in the Yarrow development program to be aligned with its strategy of pursuing relatively short-cycle, infrastructure-backed development opportunities with the potential to generate near-term production and cashflow.

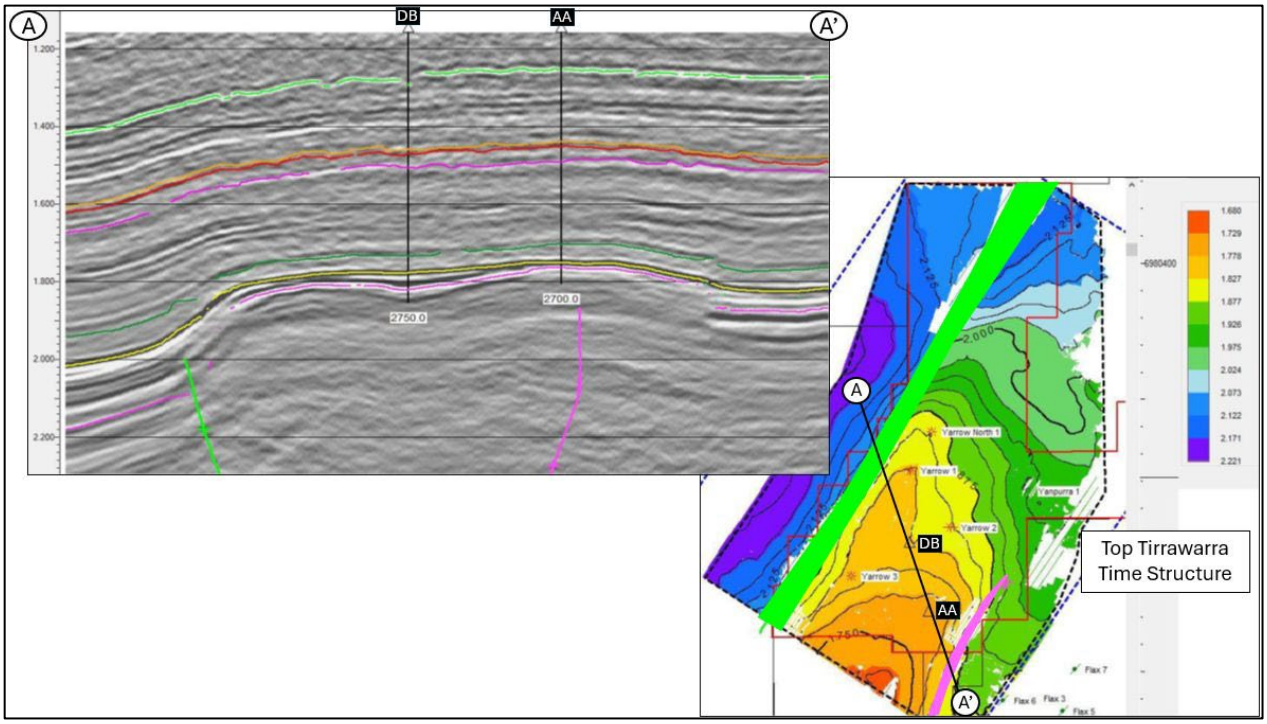

Figure 2: Yarrow field structure map and seismic section highlighting proposed 2026 well locations (A–A' cross-section)

WILLOWIE APPRAISAL WELL – AGREEMENT EXECUTED WITH SANTOS

The Willowie appraisal well forms part of the same Santos-operated drilling campaign, following execution of a binding AFE with Santos for the well within the Innamincka Dome. (Refer to ASX Announcement dated 13 April 2026.)

Willowie appraisal represents the next step in extending the Yarrow development within the producing fairway. The well is located in PRL 18, adjacent to the Yarrow field, and targets the same Patchawarra and Tirrawarra formations. The Willowie well is positioned up-dip of Willowie 1 and, if successful, is expected to be tied into existing infrastructure, providing a pathway to near-term production.

The AFE covers drilling, fracture stimulation, completion and connection of the well. The gross cost is estimated at approximately A$8.7 million, with Red Sky's 20% share estimated at approximately A$1.75 million. Participation in the Willowie appraisal well forms part of Red Sky's broader funded development program following the completion of the placement and the underwritten rights issue.

Based on internal joint venture AFE estimates, the well has an expected initial production rate (P50) of approximately 2.13 MMscf/d and an estimated ultimate recovery (P50) of approximately 3.09 Bcf of raw gas (100% basis). These estimates are derived from internal modelling and analogue performance from nearby wells. There is no certainty that the well will achieve these production rates or recoveries.

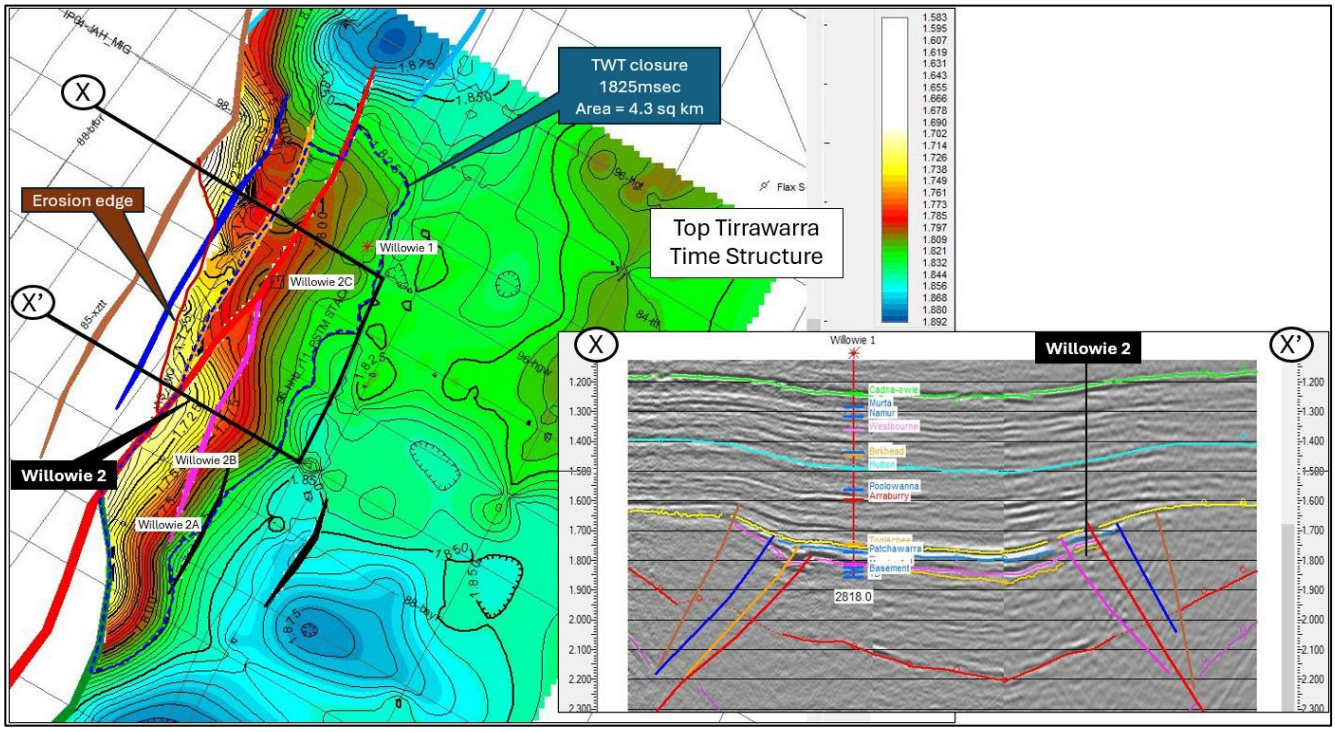

Figure 3: Willowie field structure map and seismic section highlighting proposed 2026 Willowie 2 well and other possible locations (X–X' cross section)

YARROW 1- ONLINE AND PERFORMING ABOVE EXPECTATIONS

Yarrow 1, brought online in November 2025, continued to underpin the Company's production base through the June quarter. Yarrow 1 has demonstrated the effectiveness of the Company's development approach, with early production rates exceeding pre-development expectations and confirming the ability to unlock gas deliverability from the Patchawarra and Tirrawarra formations within the Innamincka Dome.

Initial ramp-up production reached approximately 2.4 MMscf/d, exceeding the AFE P50 expectation of 1.6 MMscf/d. These rates represent early-time performance and should not be interpreted as stabilised long-term production. The well materially increased Innamincka production and continues to support near-term cashflow.

YARROW 3 – CONTINUED PRODUCTION

Yarrow 3 continued to provide steady gas production throughout the June quarter, with performance remaining consistent with prior periods and providing a stable cash flow base. Both Yarrow 1 and Yarrow 3 were confirmed as producing gas into the Santos-operated gathering system during the quarter. (Refer to ASX Announcement dated 4 June 2026.)

Red Sky reported cash receipts of $**1.045** million for the June quarter, with the majority of revenue from natural gas sales, supplemented by LPG and condensate.

Since the commencement of production in August 2023 through to 30 June 2026, Yarrow has generated total cash receipts of $**7.635** million, with approximately **85**% attributable to gas sales and the balance from associated liquids.

Table 1: Receipts summary for the June 2026 Quarter

DESCRIPTION	VOLUME	$000's
Methane/Ethane GJs	**65,557**	**857**
LPG Tonnes	**161**	**124**
Condensate Bbls	**332**	**64**
TOTAL		**1,045**

3D SEISMIC AND DEVELOPMENT PLANNING

Interpretation of the 3D seismic dataset across PRLs 14 and 17 has been completed and continues to inform future development planning. The Yarrow and Willowie programs form part of a broader strategy to deliver incremental production from an established field environment with existing infrastructure.

KILLANOOLA OIL PROJECT (PRL-13, SOUTH AUSTRALIA)

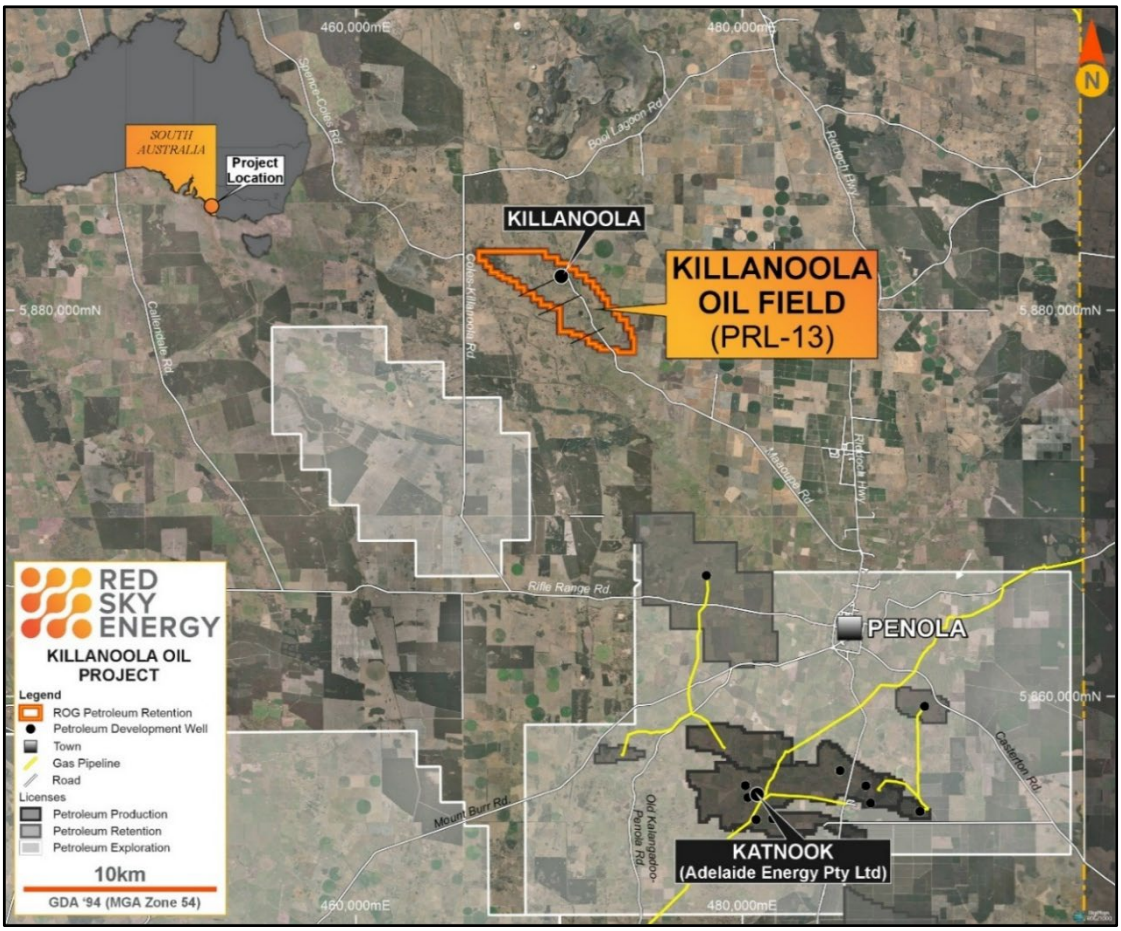

Figure 4: Killanoola Oil Field (PRL-13) location map
(Adelaide Energy Pty Ltd is a subsidiary of Beach Energy Ltd (ASX:BPT))

The Killanoola Oil Project is located within PRL 13 in South Australia's Penola Trough. A 3D seismic program completed in 2023 resulted in a 46% uplift in the field's Best Estimate Petroleum Initially In Place (PIIP) to 135.5 million barrels, with KN2 targeting a previously undrilled structural high identified from this dataset. (Refer Appendix 2 and ASX Announcement 21 April 2023.)

Refer to Appendix 2 for a Summary of discovered Petroleum Initially In Place (PIIP) of the PRL-13 Killanoola Oil Field (100%).

KILLANOOLA-2 (KN2)

Following the completion of Killanoola-2 (KN2) drilling in the December quarter, the Company continues to evaluate completion and stimulation options and to discuss the way forward with farm-in partners. Red Sky completed drilling of the oil appraisal well to a total depth of 1,044 metres measured depth, without incident. KN2 intersected hydrocarbon-bearing zones within the Upper Sawpit Sandstone, although reservoir permeability remains low in its unstimulated state. KN2 was subsequently cased and suspended with production tubing installed, preserving the well as a potential future producer.

The Company is progressing planning for workover and testing activities at KN2 and DW1, subject to funding and scheduling. Killanoola remains a potential future production asset, with development decisions to be guided by technical and economic assessment.

BLOCK 6/24, ANGOLA

Block 6/24, located just 12 kilometres offshore in Angola's Kwanza Basin, includes the Cegonha oil field, which has been independently assessed by PetroAus and carries a Net 2C Contingent Resource of 5.1 million barrels (MMbbl). Three additional prospects - IBIS, D2, and B2 - contribute a further 11.0 MMbbl in Net 2U Prospective Resources to Red Sky's portfolio. Early seismic studies have also revealed potential pre-salt structures under the Ibis prospect.

Refer to Appendix 3 for Maiden resource estimates completed for Block 6/24, offshore Angola.

The project remains at a preparatory stage following execution of the Risk Service Contract. Red Sky retains a 35% participating interest alongside Sonangol (operator, 50%) and ACREP (15%).

The joint venture continues to progress preparatory workstreams, including the finalisation of joint venture documentation and the planning of future geological and geophysical studies, following the formal execution of the Risk Service Contract in 2025.

Block 6/24 Ownership and Location

Sonangol E&P is the operator of the Block, with a 50% participating interest. Red Sky Energy holds a 35% participating interest, and ACREP holds a 15% interest. Block 6/24 is located 12 kilometres offshore, in water depths ranging from 70 to 80 metres. The Block is covered by seismic data and has shown significant oil discovery potential.

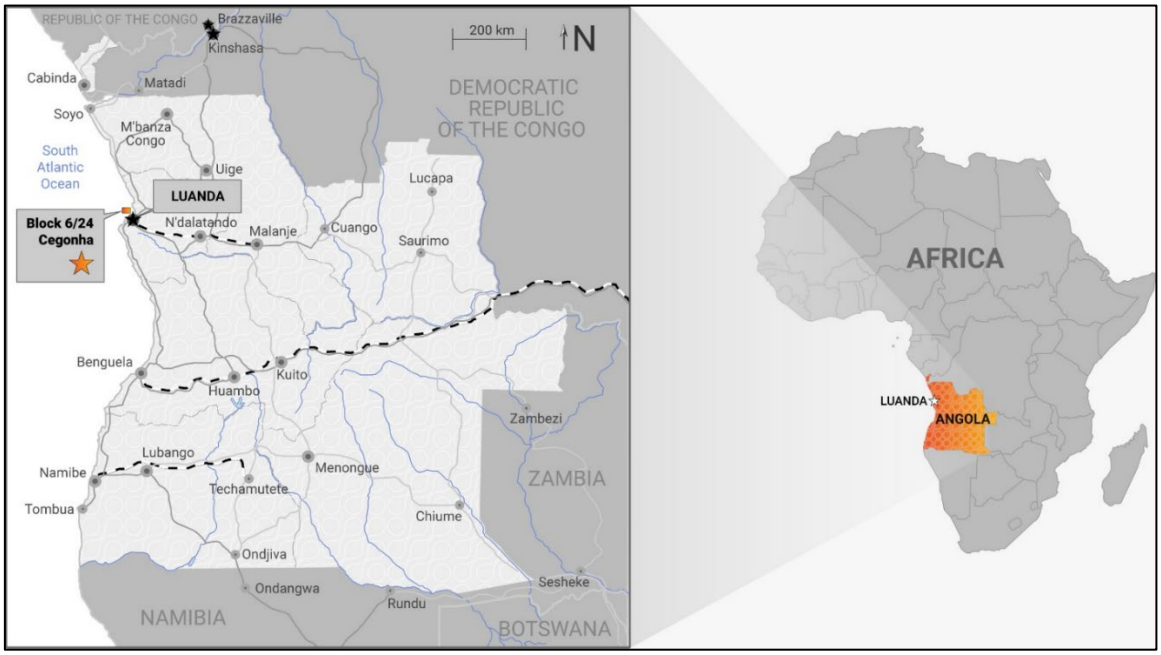

Figure 5: Angola location map with the approximate location of Block 6/24

OUTLOOK

At Innamincka, Red Sky is focused on the Santos-operated drilling campaign now moving into the field, comprising the two Yarrow development wells (Yarrow 4 and Yarrow 5, with drilling expected to commence in August 2026) and the Willowie appraisal well expected to commence in October 2026. The Yarrow activities are located within an established producing system and are intended to deliver incremental production and cashflow, subject to drilling outcomes. The Company's completed funding initiatives provide a pathway to participate in the program while maintaining its 20% working interest.

At Killanoola, the Company will continue the technical evaluation of KN2 and workover planning to determine an appropriate development pathway while in discussions with farm-in partners.

Block 6/24 offshore Angola remains a longer-term opportunity, with ongoing preparatory workstreams.

The Company continues to work on other opportunities within Angola. It is expected to fund any success in these endeavours through separate subsidiary funding arrangements.

CORPORATE

Capital Raising — Rights Issue Completed

In late March 2026, the Company announced firm commitments for a placement to raise $1.0 million before costs through the issue of 1,000,000,000 new fully paid ordinary shares at an issue price of $0.001 per share, together with a proposed non-renounceable pro rata entitlement offer (Rights Issue) on the basis of two new shares for every three shares held, at $0.001 per share, to raise up to approximately $4.15 million before costs. (Refer to ASX Announcement dated 31 March 2026.)

During the June quarter, the Company executed an underwriting agreement with CPS Capital Group Pty Ltd to fully underwrite the Rights Issue, with entities associated with Andrew Knox and Adrien Wing each agreeing to sub-underwrite $500,000 (inclusive of the take-up of their entitlements). (Refer to ASX Announcement dated 10 April 2026.)

The offer booklet was released to ASX on 21 April 2026, and the offer materials, together with personalised entitlement and acceptance forms, were dispatched to eligible shareholders on 29 April 2026. (Refer to ASX Announcement dated 29 April 2026.)

The Board subsequently determined to extend the Rights Issue closing date to 5.00pm (Melbourne time) on 20 May 2026 to allow eligible shareholders further time to consider and participate in the offer. (Refer to ASX Announcement dated 11 May 2026.)

The Rights Issue closed on 20 May 2026. The Company received acceptances (including shortfall applications) from eligible shareholders for 2,461,099,249 new shares, raising $2,461,099 before costs. The shortfall of 1,687,054,106 new shares ($1,687,053 before costs) was placed with the underwriter and its sub-underwriters. As the offer was fully underwritten by CPS Capital Group, the Rights Issue (including shortfall) raised approximately $4.1 million before costs in aggregate, with all new shares issued on 25 May 2026. (Refer to ASX Announcement dated 25 May 2026.)

Funds from the placement and Rights Issue are intended to be applied towards participation in the Santos-operated wells within the Innamincka Dome, workover and completion activities at the Killanoola Oil Project, and general working capital and costs of the capital raising. Participation ensures the Company maintains its 20% working interest in the Innamincka Dome licences. The intended application of funds is indicative only and may be subject to change.

Cost Reduction Program

The Company maintained the immediate cost-reduction program announced during the quarter, focusing on preserving capital and prioritising expenditure on core development activities. As part of that initiative, all Directors agreed to a 25% reduction for three months in fees and salary. The Company also reduced staffing levels and continued to review operating costs to maintain a disciplined cost base. (Refer to ASX Announcement dated 10 April 2026.)

Small Shareholding Sale Facility

During the quarter, the Company established a Small Shareholding Sale Facility (Sale Facility) for shareholders holding a parcel of shares with a market value of less than $500 (a Small Parcel Holding). Based on the closing share price of $0.001 on the record date of 25 June 2026, a Small Parcel Holding comprises fewer than 500,000 shares, and approximately 74% of the Company's shareholders held a Small Parcel Holding as at that date. (Refer to ASX Announcement dated 26 June 2026.)

The Sale Facility is intended to give holders of small parcels the opportunity to sell their shares without incurring brokerage or transaction costs that might otherwise make a sale of that size uneconomic, while reducing the ongoing administration and share registry costs associated with maintaining a large number of small holdings. The Company will bear all costs associated with the facility, including brokerage, with any tax consequences remaining the responsibility of individual shareholders.

Small Parcel Holdings will be sold at $0.001 per share, with all participating shareholders receiving the same price. CPS Capital Group Pty Ltd has been appointed as Lead Manager, Broker and Corporate Advisor to the Sale Facility and has agreed to underwrite the sale of up to $420,000 of Small Parcel Holdings at that price. Eligible shareholders will be sent a letter and a Share Retention Form, and those wishing to retain their shares must return the completed form (or increase their holding above a Small Parcel Holding) by the closing date of 19 August 2026; otherwise their shares may be sold under the facility, with sale proceeds expected to be paid to participating shareholders in September 2026.

Cash position

The Company has cash reserves as at 30 June 2026 of $6.17m. This cash position was boosted by the recently completed placement and rights issue.

Related party disclosure

In line with its obligations under ASX Listing Rule 5.3.5, Red Sky Energy Limited notes that the only payments to related parties of the Company, as advised in the Appendix 5B for the period ended 30 June 2026, pertain to payments to directors for fees, salary and superannuation.

-ENDS-

Released with the authority of the board.

For further information on the Company and our projects, please visit: **www.redskyenergy.com.au**

Contact

Andrew Knox |**Managing Director**
Red Sky Energy
+61 407 356 557
andrew.knox@redskyenergy.com.au

Mark Flynn **| Investor Relations**
Bantry Advisors
+61 416 068 733
mark.flynn@bantryadvisors.com

Forward Looking Statements

Various statements in this report constitute statements relating to intentions, future acts and events. Such statements are generally classified as forward-looking statements and involve unknown risks, expectations, uncertainties and other important factors that could cause those future acts, events and circumstances to differ from the way or manner in which they are expressly or impliedly portrayed herein.

Some of the more important of these risks, expectations and uncertainties are pricing and production levels from the properties in which the Company has interests and the extent of the recoverable reserves at those properties. In addition, the Company has a number of exploration permits. Exploration for oil and gas is expensive, speculative and subject to a wide range of risks. Individual investors should consider these matters in light of the personal circumstances (including financial and taxation affairs) and seek professional advice from their accountant, lawyer or other professional advisor as to the suitability for them of an investment in the Company.

Appendix 1

EXPLORATION PROJECTS as of 30 June 2026

1. Australian Interests

Project		Interest owned %
Innamincka Dome, South Australia	PRL 14	20.00
Innamincka Dome, South Australia	PRL 17*	20.00
Innamincka Dome, South Australia	PRL 18	20.00
Innamincka Dome, South Australia	PRL 180	20.00
Innamincka Dome, South Australia	PRL 181	20.00
Innamincka Dome, South Australia	PRL 182	20.00
Killanoola, South Australia	PRL 13	100.00

* Production occurred on this licence during the quarter.

2. Angolan Interests

Project		Interest owned %
Kwanza Basin	Block 6/24	35.00

Notes

Methodology for Calculating discovered Petroleum Initially In Place

At its current stage of development, the Killanoola Oil project, in accordance with definitions established by the PRMS (2018), contains oil in the discovered Petroleum Initially In Place (PIIP) category. No greater levels of certainty have yet been established.

The discovered Petroleum Initially In Place is estimated deterministically by:

1. Extrapolating and analysing the estimated area and thickness of the structure. The boundaries to defining this volume are determined by the interpretation of the physical parameters of the top of the Sawpit Sandstone utilising seismic data,
2. Identifying the oil-water contact (OWC) identified in the wells drilled on the structure,
3. Estimating the net thickness of the oil column
4. Applying a porosity factor to obtain the potential total void space contained in that rock volume
5. Applying a generalised water saturation to the rock void volume.
6. The remaining porosity volume is then assumed to contain oil, which is then converted to barrels for ease of understanding.

Finally, to remain compliant with PRMS (2018) requirements and as a result of using the deterministic method, GRI used the Low/Best/High nomenclature to represent the discovered PIIP. These estimates were developed using various changes to the size of the structural compartments as interpreted.

Formula for Calculating PIIP

For undersaturated crude, the reservoir contains only connate water and oil with their respective solution gas contents. The initial or original oil in place can be estimated from the volumetric equation:

$$N = 7758 \times A \times h \times \phi \times (1 - S_w)/B_o$$

The constant 7,758 is the number of barrels in each acre-ft.

- Vb is bulk volume in acre-ft,
- ϕ is the porosity (ϕVb is pore volume),
- Soi is the initial oil saturation,
- Boi is the initial oil formation volume factor in reservoir barrels per stock tank barrel.
- A is area in ft2,
- h is reservoir thickness in ft, and
- Swi is the initial water saturation.

In addition to the uncertainty in determining the initial water saturation, the primary difficulty encountered in using the volumetric equation is assigning the appropriate porosity-feet, particularly in thick reservoirs with numerous non-productive intervals. One method is to prepare contour maps of porosity-feet that are then used to obtain a real extent. Another method is to prepare isopach maps of thickness and porosity from which average values of each can be obtained. Since recovery of the initial oil can only occur from permeable zones, a permeability cut-off determined by ResEval was used to obtain the net reservoir thickness. Intervals with permeabilities lower than the cut-off value are assumed to be non-productive. The absolute value of the cut-off will depend on the average or maximum permeability and can depend on the relationship between permeability and water saturation. A correlation between porosity and permeability is often used to determine a porosity cut-off. In cases in which reservoir cores have been analysed, the net pay can be obtained directly from the permeability data. This was not the case at any of the Killanoola wells as no cores were cut. When only logs are available, permeability will not be known; therefore, a porosity cut-off is used to select net pay. These procedures can be acceptable when a definite relationship exists between porosity and permeability.

Appendix 2

Summary of discovered Petroleum Initially In Place (PIIP) of the PRL-13 Killanoola Oil Field (100%)

Killanoola Oil Field	Discovered Petroleum Initially In Place (mmbbls)		
	Low	Best	High
31 March 2022	57.2	93.0	98.6
19 April 2023	28.9	135.5	157.4
% Increase	(49.5)%	45.7%	59.6%

The table above summarises the discovered petroleum initially in place of the Killanoola Oil Field as announced on 5 May 2022 and updated by GRI as at 19 April 2023. This evaluation was carried out in accordance with the Petroleum Resources Management System (PRMS) approved in 2018 by the Society of Petroleum Engineers, the World Petroleum Council, the American Association of Petroleum Geologists, and the Society of Petroleum Evaluation Engineers. The report was prepared and supervised by the Competent Person.

For the updated Independent Competent Person's Report (CPR), refer to: Independent Competent Person's Report on the Discovered Petroleum Initially In Place (PIIP) in the Killanoola Oil Project, PRL-13, Penola Trough, South Australia (19 April 2023)

Appendix 3

Total Petroleum Initially-In-Place (PIIP) and Resources Summary – Block6/24, Offshore Angola

Block 6/24 PIIP and Potential Contingent Resources as of 31 Mar 2025 (MMbbl)

	Discovered Petroleum Initially in Place MMBBLS			Gross Contingent Resource MMBBLS			Net Contingent Resource MMBLS		
	Low	Best	High	1C	2C	3C	1C	2C	3C
	59	100	161	6.2	14.6	30.9	2.17	5.10	10.82

Notes:

- *The above volumes are "Unrisked" in the sense that "Chance of Development" has not been applied to the contingent resources.*
- *Gross contingent resources represent total technically recoverable hydrocarbon volumes by application of future development projects. Net Contingent Resources represent technically recoverable hydrocarbon volumes net to Red Sky Energy, which holds a 35% interest in Block 6/24.*
- *ASX Listing Rule 5.25.4 Statement: Red Sky Energy does not currently report petroleum reserves for Block 6/24. The Contingent and Prospective Resources reported herein are based on Total Petroleum Initially-In-Place (PIIP) estimates, which are unrisked and have not been adjusted for the chance of development or discovery, respectively. All estimates are reported in accordance with the 2018 PRMS and ASX Listing Rules Chapter 5.*

Block 6/24 PIIP and Unrisked Prospective Resources as of 31 March 2025 (MMbbl)

Prospect	Undiscovered Petroleum Initially in Place MMBBLS			Gross Prospective Resource MMBBLS			Net Prospective Resource MMBBLS			Pg %	Pd %
	Low	Best	High	1U	2U	3U	1U	2U	3U		
IBIS	46	105	213	5.1	15.5	39.5	1.77	5.43	13.81	17	60
D2	46	99	196	4.5	14.7	36.5	1.59	5.15	12.77	20	60
B2	4	9	16	0.4	1.3	3.0	0.15	0.45	1.06	10	25

Notes:

- *The estimated quantities of petroleum that may potentially be recovered by the application of future development project(s) relate to undiscovered accumulations. These estimates have both an associated risk of discovery, articulated via a Chance of Geological Discovery (Pg), and a risk of development in case of*

discovery, expressed via a Chance of Development (Pd). Further exploration, appraisal and evaluation is required to determine the existence of a significant quantity of potentially moveable hydrocarbons.

- *Gross Prospective Resources represent total technically recoverable hydrocarbon volumes. Net Prospective Resources represent technically recoverable hydrocarbon volumes net to Red Sky Energy, which holds a 35% interest in Block 6/24.*
- *Low, Best and High recoverable volumes included in the table are unrisked, that is, before application of a Pg and Pd.*
- *ASX Listing Rule 5.25.4 Statement: Red Sky Energy does not currently report petroleum reserves for Block 6/24. The potential Contingent and Prospective Resources reported herein are based on Total Petroleum Initially-In-Place (PIIP) estimates, which are unrisked and have not been adjusted for the chance of development or discovery, respectively. All estimates are reported in accordance with the 2018 PRMS and ASX Listing Rules Chapter 5.*

Definitions:

- **Contingent Resources** are those quantities of petroleum estimated, as of a given date, to be potentially recoverable from known accumulations by application of development projects, but which are not currently considered to be commercially recoverable owing to one or more contingencies.
- **Prospective Resources** are those quantities of petroleum that are estimated, as of a given date, to be potentially recoverable from undiscovered accumulations.
- **Total Petroleum Initially-In-Place (PIIP)** is all quantities of petroleum that are estimated to exist originally in naturally occurring accumulations, discovered and undiscovered, before production.
- **Discovered PIIP** is the quantity of petroleum that is estimated, as of a given date, to be contained in known accumulations before production.
- **Undiscovered PIIP** is that quantity of petroleum estimated, as of a given date, to be contained within accumulations yet to be discovered.
- **Chance of Geological Discovery (Pg)** is the estimated probability that exploration activities will confirm the existence of a significant accumulation of potentially recoverable petroleum.
- **Chance of Development (Pd)** The estimated probability that a known accumulation, once discovered, will be commercially developed.

Cautionary Statement

The estimated quantities of petroleum that may potentially be recovered by the application of a future development project(s) related to discovered accumulations. These estimates have an associated risk of development. Future appraisal and evaluation are required to determine the existence of a commercial quantity of potentially economically recoverable hydrocarbons.

Summary of Resource Estimation Procedures and Methods

PetroAus conducted an independent resource assessment for Block 6/24 (post-salt Catumbela reservoir only) and compiled the estimates shown above.

Analytical procedures, including volumetric analysis and analogues, were utilised for this assessment. Probabilistic method was applied to estimate potential contingent and prospective resources.

The potential contingent resources were estimated using volumetrics to obtain total PIIP and analogue recovery factors to obtain recoverable volumes, to which the net interest was applied. The 3D seismic data made available were interpreted to provide a gross rock volume (GRV) and structural uncertainty applied to generate a range of GRV. A petrophysical interpretation was carried out on the Cegonha-1 well to generate porosity, net-to-gross and oil saturation. Low, best, and high values for GRV, porosity, net-to-gross, saturation and recovery factor were combined probabilistically to obtain the total PIIP and contingent resource range.

The prospective resources were estimated using volumetrics to obtain total PIIP and analogue recovery factors to obtain recoverable volumes, to which the net interest was applied. The 3D seismic data made available were interpreted to provide a gross rock volume (GRV). A petrophysical interpretation was carried out on the Cegonha-1 well to generate porosity, net-to-gross and oil saturation, which was used as an analogue input for volumetrics. Low, best, and high values for GRV were obtained by applying a range in oilwater-contacts, along with a range in porosity, net-to-gross, saturation and recovery factors to obtain probabilistic total PIIP and prospective resource range.

Resource maturation plans

The key contingency that prevents the contingent resources from being classified as petroleum reserves is financial and technical appropriations sufficient to develop the recoverable hydrocarbon volume and can be addressed by further appraisal and evaluation of the Cegonha field. As with any proposed development plan, approval has to be sought from the regulator, this means a regulatory contingency also exists.

Future planned activities to mature the contingent resources, within an approximate time frame of 4 years, may include further evaluation of the Cegonha discovery, seismic studies in the Block, and the drilling of a new well in the Cegonha field to confirm commerciality.

Future activities to mature the prospective resources, within an approximate time frame of 4 years, may include geological and geophysical studies, seismic reprocessing, detailed subsurface evaluation, and drilling an exploration well to test the best prospect.

Appendix 4

Top 20 summary report, duplicates grouped (for ASX reporting) – ROG Ordinary Fully Paid Shares (as at 24 July 2026)

Pos	Group/Holder Name	Holding	% IC
1	MR GEORGE SPIROSPAPACONSTANTINOS	1,185,582,015	11.22
2	ABACUS ENTERPRISES PTY LTD	814,350,103	7.70
3	MR LUKE CARLO ROSSI	417,534,539	3.95
4	NETWEALTH INVESTMENTS LIMITED<WRAP SERVICES A/C>	227,353,119	2.15
5	CITICORP NOMINEES PTY LIMITED	185,439,257	1.75
6	MR BRETT PARTRIDGE &MRS CHRISTINE JOANNE PARTRIDGE	172,043,326	1.63
7	MR BRETT PARTRIDGE &MRS CHRISTINE JOANNE PARTRIDGE<PARTRIDGE FAMILY S/F A/C>	158,734,432	1.50
8	MGL CORP PTY LTD	149,845,537	1.42
9	ALITIME NOMINEES PTY LTD<HONEYHAM FAMILY A/C>	145,000,000	1.37
10	DOOFFUS PTY LTD	140,000,000	1.32
11	NORTHERN STAR CORPORATEPTY LTD	133,350,110	1.26
12	MR MICHAEL HOUGH	132,000,000	1.25
13	FINLAYSON INVESTMENTS PTY LTD<FINLAYSON SUPER FUND A/C>	118,036,857	1.12
14	NORTHERN STAR NOMINEES PTYLTD	111,076,852	1.05
15	DC & PC HOLDINGS PTY LTD<DC & PC NEESHAM SUPER A/C>	105,886,120	1.00
16	NON CORRELATED CAPITAL PTY LTD<ALIWA ALPHA FUND A/C>	101,675,055	0.96
17	RICHSHAM NOMINEES PTY LTD	82,010,070	0.78
18	MR DARREN RAYMOND WATSON<THE WATSON INVESTMENT A/C>	82,000,001	0.78
19	MR KIM RUDIN	81,005,033	0.77
20	J & J BANDY NOMINEES PTY LTD<BANDY P/F A/C>	80,000,000	0.76
	TOTAL TOP 20 HOLDERS	**4,622,922,426**	**43.73**
	TOTAL OTHER HOLDERS	**5,947,458,126**	**56.27**
	TOTAL ISSUED CAPITAL	**10,570,380,552**	**100.00**

Appendix 5B

Mining exploration entity or oil and gas exploration entity quarterly cash flow report

Name of entity	
RED SKY ENERGY LIMITED	
ABN	Quarter ended ("current quarter")
99 099 116 275	30 JUNE 2026

Consolidated statement of cash flows		Current quarter $A'000	Year to date (6 months) $A'000
1.	**Cash flows from operating activities**		
1.1	Receipts from customers	1,045	2,139
1.2	Payments for		
	(a) exploration & evaluation – including assessing potential new projects	(62)	(94)
	(b) development		
	(c) production	(99)	(234)
	(d) staff costs (not included elsewhere)	(80)	(174)
	(e) administration and corporate costs	(224)	(362)
1.3	Dividends received (see note 3)		
1.4	Interest received	18	23
1.5	Interest and other costs of finance paid		
1.6	Income taxes paid		
1.7	Government grants and tax incentives		
1.8	Other – net GST from prior quarter	(73)	(109)
1.9	**Net cash from / (used in) operating activities**	**525**	**1,189**

2.	**Cash flows from investing activities**		
2.1	Payments to acquire or for:		
	(a) entities		
	(b) tenements		
	(c) property, plant and equipment		(5)
	(d) exploration & evaluation	(146)	(401)
	(e) investments		
	(f) other – development	(1,079)	(1,120)

Consolidated statement of cash flows		Current quarter $A'000	Year to date (6 months) $A'000
2.2	Proceeds from the disposal of:		
	(a) entities		
	(b) tenements		
	(c) property, plant and equipment		
	(d) investments		
	(e) other non-current assets		
2.3	Cash flows from loans to other entities		
2.4	Dividends received (see note 3)		
2.5	Other – bond refund		
2.6	**Net cash from / (used in) investing activities**	**(1,225)**	**(1,526)**

3.	**Cash flows from financing activities**		
3.1	Proceeds from issues of equity securities (excluding convertible debt securities)	5,148	5,148
3.2	Proceeds from issue of convertible debt securities		
3.3	Proceeds from exercise of options		
3.4	Transaction costs related to issues of equity securities or convertible debt securities	(351)	(351)
3.5	Proceeds from borrowings		
3.6	Repayment of borrowings		
3.7	Transaction costs related to loans and borrowings		
3.8	Dividends paid		
3.9	Other (provide details if material)		
3.10	**Net cash from / (used in) financing activities**	**4,797**	**4,797**

4.	**Net increase / (decrease) in cash and cash equivalents for the period**		
4.1	Cash and cash equivalents at beginning of period	2,069	1,706
4.2	Net cash from / (used in) operating activities (item 1.9 above)	525	1,189
4.3	Net cash from / (used in) investing activities (item 2.6 above)	(1,225)	(1,526)
4.4	Net cash from / (used in) financing activities (item 3.10 above)	4,797	4,797

Consolidated statement of cash flows		Current quarter $A'000	Year to date (6 months) $A'000
4.5	Effect of movement in exchange rates on cash held		
4.6	**Cash and cash equivalents at end of period**	**6,166**	**6,166**

5.	**Reconciliation of cash and cash equivalents** at the end of the quarter (as shown in the consolidated statement of cash flows) to the related items in the accounts	**Current quarter $A'000**	**Previous quarter $A'000**
5.1	Bank balances	3,166	264
5.2	Call deposits	3,000	1,805
5.3	Bank overdrafts		
5.4	Other		
5.5	**Cash and cash equivalents at end of quarter (should equal item 4.6 above)**	**6,166**	**2,069**

6.	**Payments to related parties of the entity and their associates**	**Current quarter $A'000**
6.1	Aggregate amount of payments to related parties and their associates included in item 1	96
6.2	Aggregate amount of payments to related parties and their associates included in item 2	71

Payments in 6.1 relate to Director salaries and company secretary consulting services.

Payments in 6.2 relate to a portion of the Managing Director salary.

Note: if any amounts are shown in items 6.1 or 6.2, your quarterly activity report must include a description of, and an explanation for, such payments.

7.	**Financing facilities** *Note: the term "facility' includes all forms of financing arrangements available to the entity.* *Add notes as necessary for an understanding of the sources of finance available to the entity.*	**Total facility amount at quarter end $A'000**	**Amount drawn at quarter end $A'000**
7.1	Loan facilities		
7.2	Credit standby arrangements		
7.3	Other (insurance funding)		
7.4	**Total financing facilities**		
7.5	**Unused financing facilities available at quarter end**		
7.6	Include in the box below a description of each facility above, including the lender, interest rate, maturity date and whether it is secured or unsecured. If any additional financing facilities have been entered into or are proposed to be entered into after quarter end, include a note providing details of those facilities as well.		

8.	**Estimated cash available for future operating activities**	**$A'000**
8.1	Net cash from / (used in) operating activities (item 1.9)	525
8.2	(Payments for exploration & evaluation classified as investing activities) (item 2.1(d))	(146)
8.3	Total relevant outgoings (item 8.1 + item 8.2)	379
8.4	Cash and cash equivalents at quarter end (item 4.6)	6,166
8.5	Unused finance facilities available at quarter end (item 7.5)	-
8.6	Total available funding (item 8.4 + item 8.5)	6,166
8.7	**Estimated quarters of funding available (item 8.6 divided by item 8.3)**	n/a

Note: if the entity has reported positive relevant outgoings (ie a net cash inflow) in item 8.3, answer item 8.7 as "N/A". Otherwise, a figure for the estimated quarters of funding available must be included in item 8.7.

8.8 If item 8.7 is less than 2 quarters, please provide answers to the following questions:

8.8.1 Does the entity expect that it will continue to have the current level of net operating cash flows for the time being and, if not, why not?

Answer: n/a

8.8.2 Has the entity taken any steps, or does it propose to take any steps, to raise further cash to fund its operations and, if so, what are those steps and how likely does it believe that they will be successful?

Answer: n/a

8.8.3	Does the entity expect to be able to continue its operations and to meet its business objectives and, if so, on what basis?
Answer: n/a	

Note: where item 8.7 is less than 2 quarters, all of questions 8.8.1, 8.8.2 and 8.8.3 above must be answered.

Compliance statement

1 This statement has been prepared in accordance with accounting standards and policies which comply with Listing Rule 19.11A.

2 This statement gives a true and fair view of the matters disclosed.

Date: .....30 July 2026.....

Authorised by: .....Board of Directors.....

(Name of body or officer authorising release – see note 4)

Notes

1. This quarterly cash flow report and the accompanying activity report provide a basis for informing the market about the entity's activities for the past quarter, how they have been financed and the effect this has had on its cash position. An entity that wishes to disclose additional information over and above the minimum required under the Listing Rules is encouraged to do so.

2. If this quarterly cash flow report has been prepared in accordance with Australian Accounting Standards, the definitions in, and provisions of, *AASB 6: Exploration for and Evaluation of Mineral Resources* and *AASB 107: Statement of Cash Flows* apply to this report. If this quarterly cash flow report has been prepared in accordance with other accounting standards agreed by ASX pursuant to Listing Rule 19.11A, the corresponding equivalent standards apply to this report.

3. Dividends received may be classified either as cash flows from operating activities or cash flows from investing activities, depending on the accounting policy of the entity.

4. If this report has been authorised for release to the market by your board of directors, you can insert here: "By the board". If it has been authorised for release to the market by a committee of your board of directors, you can insert here: "By the [*name of board committee – eg Audit and Risk Committee*]". If it has been authorised for release to the market by a disclosure committee, you can insert here: "By the Disclosure Committee".

5. If this report has been authorised for release to the market by your board of directors and you wish to hold yourself out as complying with recommendation 4.2 of the ASX Corporate Governance Council's *Corporate Governance Principles and Recommendations*, the board should have received a declaration from its CEO and CFO that, in their opinion, the financial records of the entity have been properly maintained, that this report complies with the appropriate accounting standards and gives a true and fair view of the cash flows of the entity, and that their opinion has been formed on the basis of a sound system of risk management and internal control which is operating effectively.