STRATA MINERALS LTD

Strata Releases Investor Presentation Ahead of Sharewise Webinar

Strata Minerals Limited (ASX: **SMX**) ("**Strata**" or the "**Company**") is pleased to release its updated Investor Presentation ahead of today's Sharewise Investor Webinar, Monday, 19 October 2026.

The presentation provides shareholders and investors with an update on the Company's flagship Zelica Gold Project in Western Australia, including the recently established maiden JORC 2012 Mineral Resource Estimate and exploration upside across the broader 9.5km gold corridor.

It also outlines progress towards potential development and mining under the Company's agreement with BML Ventures.

Webinar Details

Date: Monday, 19 October 2026
Time: 3:00pm AEST
Registration: **Sharewise Investor Webinar**

-ENDS-

Authorised for ASX release by the Board of the Company.

COMPANY CONTACT

Peter Woods - Managing Director
Strata Minerals Limited
pw@strataminerals ltd.com

MEDIA & INVESTOR RELATIONS

Melissa Tempra
NWR Communications
melissa@nwrcommunications.com.au

ABOUT STRATA MINERALS LIMITED

Strata Minerals Limited is an Australian, ASX listed, exploration company with a strategic focus on acquiring, exploring and developing mineral projects in world class jurisdictions. The Company is advancing a portfolio of high-potential gold assets in Western Australia, led by the Zelica, Penny South and Biranup Gold Projects. Strata has entered into a tribute mining partnership to advance Zelica's development, providing a capital-light pathway to near-term gold production.

STRATA MINERALS LTD

ADVANCING ZELICA TOWARDS GOLD PRODUCTION.

MAIDEN JORC RESOURCE | 9.5KM GOLD CORRIDOR | CAPITAL LIGHT DEVELOPMENT PATHWAY

INVESTOR PRESENTATION | OCTOBER 2026

Important Information

FORWARD LOOKING STATEMENTS

Some statements in this announcement regarding estimates or future events are forward-looking statements. Forward-looking statements include, but are not limited to, statements preceded by words such as “planned”, “expected”, “projected”, “estimated”, “may”, “scheduled”, “intends”, “anticipates”, “believes”, “potential”, “could”, “nominal”, “conceptual” and similar expressions. Forward-looking statements, opinions and estimates included in this announcement are based on assumptions and contingencies which are subject to change without notice, as are statements about market and industry trends, which are based on interpretations of current market conditions. Statements regarding plans with respect to the Company’s mineral properties may also contain forward looking statements. Forward-looking statements are provided as a general guide only and should not be relied on as a guarantee of future performance. Forward-looking statements may be affected by a range of variables that could cause actual results to differ from estimated results expressed or implied by such forward-looking statements. These risks and uncertainties include but are not limited to liabilities inherent in exploration and development activities, geological, mining, processing and technical problems, the inability to obtain exploration and mine licenses, permits and other regulatory approvals required in connection with operations, competition for among other things, capital, undeveloped lands and skilled personnel; incorrect assessments of prospectivity and the value of acquisitions; the inability to identify further mineralisation at the Company’s tenements, changes in commodity prices and exchange rates; currency and interest rate fluctuations; various events which could disrupt exploration development activities, operations and/or the transportation of mineral products, including labour stoppages and severe weather conditions; the demand for and availability of transportation services; the ability to secure adequate financing and management's ability to anticipate and manage the foregoing factors and risks and various other risks. There can be no assurance that forward-looking statements will prove to be correct.

This announcement is authorised for ASX release by the Board of Directors.

COMPETENT PERSON’S STATEMENT

The information in this report that relates to the Exploration Results is based on, and fairly represents, information and supporting documentation compiled by Mr Peter Langworthy, Principal Consultant OMNI GeoX Pty Ltd and is a current Member of the AUSIMM. Mr Peter Langworthy has sufficient experience, which is relevant to the style of mineralisation and types of deposit under consideration and to the activities undertaken, to qualify as a Competent Person as defined in the 2012 Edition of the “Australasian Code of Reporting of Exploration Results, Mineral Resources and Ore Reserves”. Mr Langworthy consents to the inclusion in the report of the matters based on the information in the form and context in which it appears.

The information in this report that relates to Mineral Resources is based on, and fairly represents, information and supporting documentation compiled by Mr Michael Martin, a Competent Person who is a member of the Australian Institute of Geoscientists. Mr Martin is a full-time employee of OMNI GeoX Pty Ltd. Mr Martin has sufficient experience that is relevant to the style of mineralisation and type of deposit under consideration and to the activity that is being undertaken to qualify as a Competent Person as defined in the 2012 Edition of the ‘Australasian Code for Reporting of Exploration Results, Mineral Resources and Ore Reserves’. Mr Martin consents to the inclusion in the report of the matters based on his information in the form and context that the information appears.

The Company confirms that it is not aware of any new information or data that materially affects the Exploration Results information included in this report from previous Company announcements announced to the ASX on 17 September 2025, 30 October 2025, 20 November 2025, 12 December 2025, 29 January 2026, 12 February 2026, 27 February 2026, 10 March 2026, 24 March 2026, 8 April 2026 , 20 May 2026, 3 June 2026, 9 June 2026 and 14 October 2026.

.

Corporate Structure

STRATA MINERALS LTD

BOARD & MANAGEMENT

Peter Woods
Managing Director

Jonathan Downes
Chairman

Richard Monti
Non-Executive Director

Oliver Kreuzer
Non-Executive Director

Steven Wood
Company Secretary

CAPITAL STRUCTURE – TIGHTLY HELD, LOW EV

Share price (16 October 2026)	$0.016
Shares on issue	408M
Cash (based on 30 June 26)	$1.7M
Market capitalisation	**$6.5M**
Enterprise value	**$4.8M**
Unlisted Options (various exercise prices and expiry dates)	59.5M

Investment Highlights

Advancing Towards Gold Production with Significant Growth Potential

STRATA MINERALS LTD

- Maiden JORC 2012 Mineral Resource of **42,000oz @ 1.61g/t Au (68% Indicated)**[1], on a granted Mining Lease, with mineralisation open at depth and along strike
- Maiden resource defined within a broader **9.5km prospective gold corridor**, largely untested with significant resource growth and discovery potential
- **Capital-light pathway** towards potential gold production through binding Mining Services and Profit Share Agreement with BML Ventures
- **~A$5M enterprise value** provides exposure to resource growth and potential development upside
- **Multiple near-term catalysts** with potential to unlock shareholder value

Source: Strata Minerals Limited (ASX: SMX) ASX announcement dated 14 October 2026, "Maiden 42,000oz JORC 2012 Mineral Resource Estimate at Zelica" [1], Appendix A

DEFINED RESOURCE. DEVELOPMENT PATHWAY. EXPLORATION UPSIDE.

Zelica Gold Project

Near-Term Development Gold Project with Significant Growth Potential

STRATA MINERALS LTD

Tier 1 WA Goldfields Location

100% Owned Tenure & Granted Mining Lease

Nearby **>1 Moz deposits**, trucking distance to several processing mills

Capital-light development pathway through BML Ventures partnership

Maiden 42,000oz JORC 2012 Resource @ 1.61g/t Au (68% Indicated)[1], open at depth and along strike

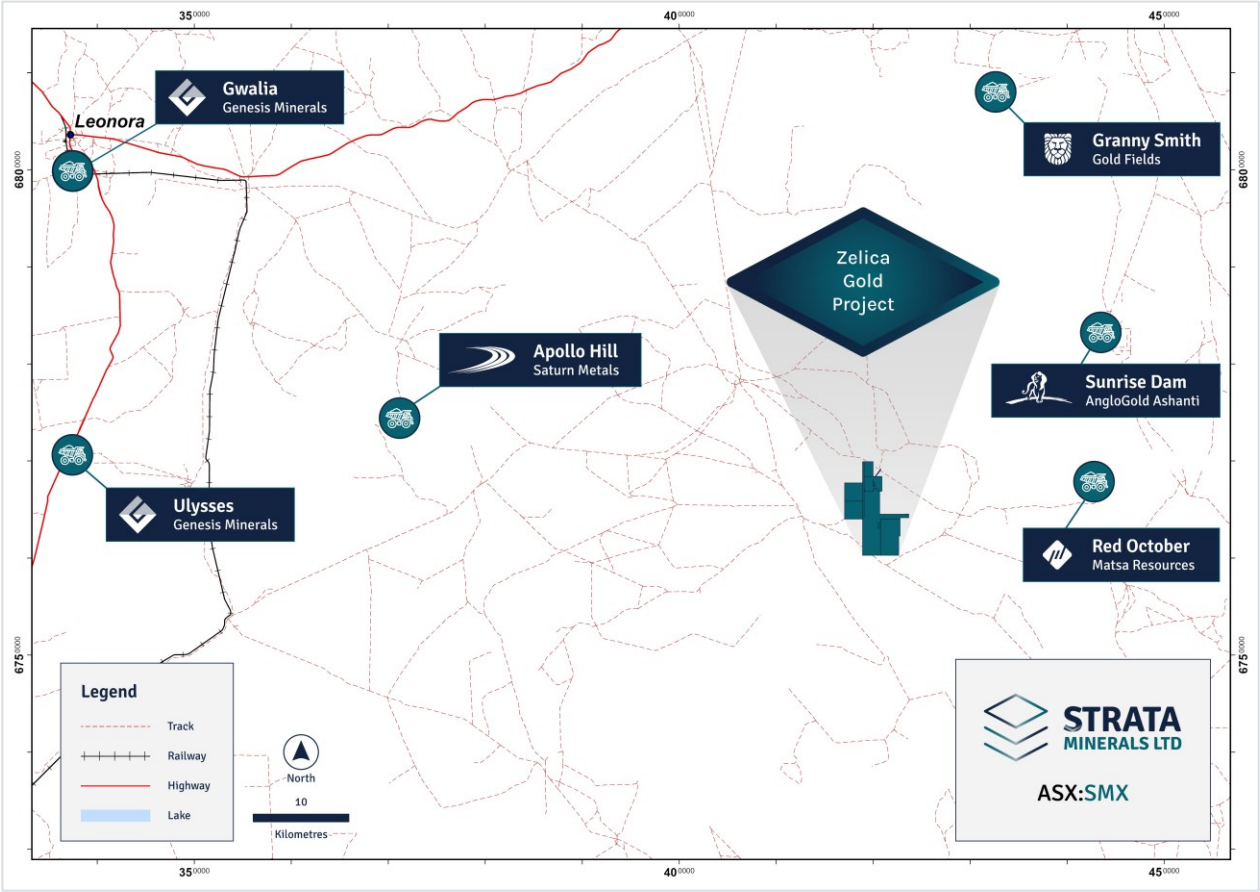

Granted Mining Licence, established infrastructure, nearby processing mills and the BML Ventures partnership provide a capital-light pathway towards potential development and mining.

Source: Strata Minerals Limited (ASX: SMX) ASX announcement dated 14 October 2026, "Maiden 42,000oz JORC 2012 Mineral Resource Estimate at Zelica" [1], Appendix A

Zelica Near-Term Mining Potential

STRATA MINERALS LTD

KEY TAKEAWAYS

GRANTED MINING LICENCE (M39/1101)

Maiden JORC 2012 MRE: **42,000oz @ 1.61g/t Au (68% Indicated)**[1]; mineralisation remains open

Resource (MRE) defined over **~1km strike** within broader 9.5km prospective corridor

Binding Mining Services and Profit Share Agreement with **BML Ventures**

PRE-DEVELOPMENT ACTIVITIES UNDERWAY

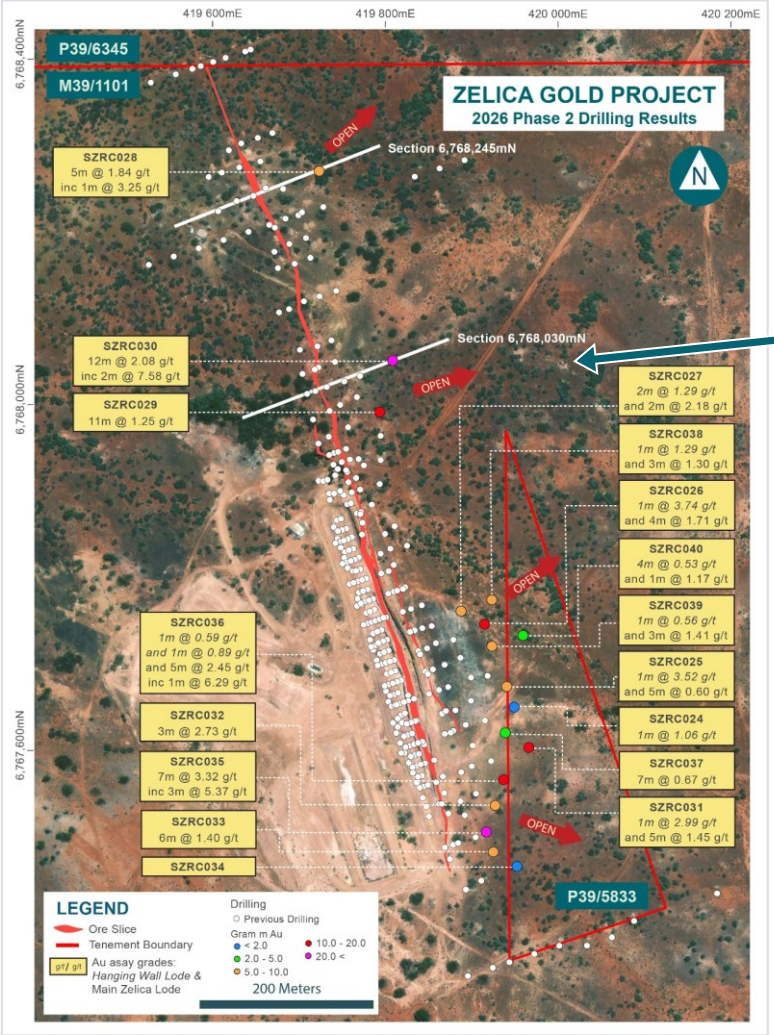

Zelica (M39/1101) 42k oz MRE, open to grow. Focus for potential development and mining[7, 8]

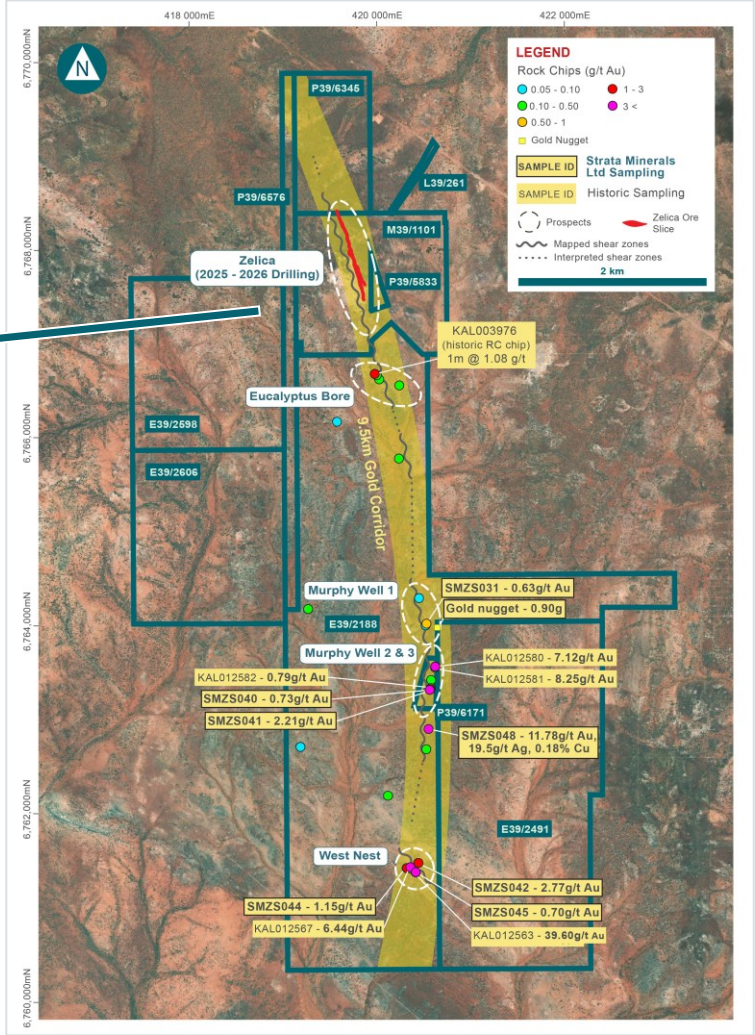

Zelica broader Project area 9.5km gold corridor, exploration and repeat discovery upside[6]

Source: Strata Minerals Limited (ASX: SMX) ASX announcement dated 14 October 2026, "Maiden 42,000oz JORC 2012 Mineral Resource Estimate at Zelica" [1], Appendix A

District-Scale Size Exploration

KEY TAKEAWAYS

42,000oz[1] maiden JORC 2012 Mineral Resource defined over **~1km strike**, open at depth and along strike.

Broader **9.5km prospective gold corridor** remains largely untested, with significant resource growth and new discovery potential.

High-resolution magnetic survey identifying prospective structural trends and priority exploration targets

Historical rock chips up to **39.6g/t Au**[6,12] and recent sampling up to **11.78g/t Au**[6] support broader exploration potential

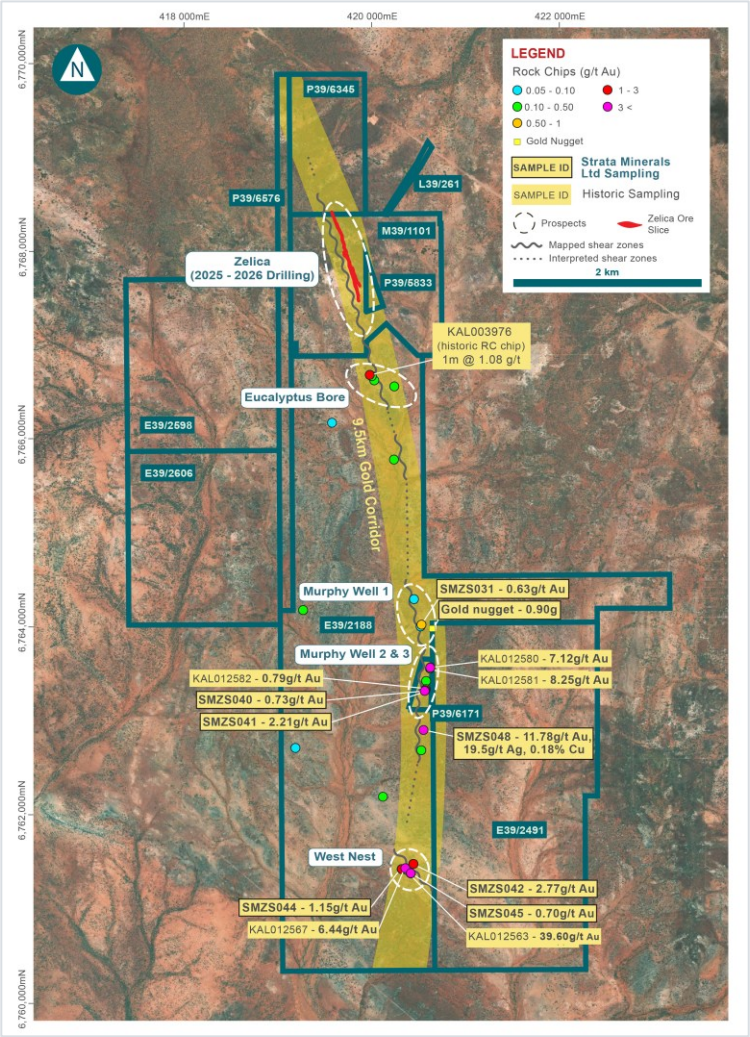

Zelica broader Project area 9.5km gold corridor, exploration and repeat discovery upside

Source: Strata Minerals Limited (ASX: SMX) ASX announcement dated 14 October 2026, "Maiden 42,000oz JORC 2012 Mineral Resource Estimate at Zelica" [1], Appendix A

Capital-light Pathway to Production

STRATA MINERALS LTD

MINING SERVICES & PROFIT SHARE PARTNERSHIP WITH BML VENTURES – A HIGHLY REGARDED OPEN PIT GOLD MINER

bml Ventures

BMLV FUNDS & MANAGES

- Approvals & permitting
- Development
- Mining
- Haulage
- Toll treatment processing

50 : 50

Net profit share after agreed cost recovery

STRATA MINERALS LTD

THE STRATA ADVANTAGE

- 100% ownership of licenses
- Capital light, minimal shareholder dilution
- Reduce development risk
- 50% profit share
- Significant upside through leverage to potential cash flow
- Exploration upside

BML Ventures Proven Track Record

Partnering with ASX Gold Companies and Creating Significant Value

STRATA MINERALS LTD

BML has partnered with a select group of ASX-listed gold companies, providing funding, mine development and operational expertise through capital-light partnership structures.

COMPANY	PARTNERSHIP ESTABLISHED	OUTCOME
Auric Mining (AWJ)	2022	BML funded, developed and operated the Jeffreys Find Gold Mine under a 50:50 profit share model, successfully transitioning Auric from explorer to gold producer.
Brightstar Resources (BTR)	2022	BML funded and managed mining of the Selkirk deposit, including mining and haulage under a capital-light 50:50 profit share structure.
Goldarc Resources (GA8)	2025	Binding mining services and profit share agreement established to advance development at Leonora South.
Lefroy Exploration (LEX)	2025	Development partnership established to progress the Lucky Strike Gold Project toward production.
Redcastle Resources (RC1)	2026	Formed a 50:50 joint venture with BML Ventures, with BML funding mining through to first revenue, enabling a low capital pathway to gold production.
Strata Minerals (SMX)	2026	Binding Mining Services and Profit Share Agreement providing a capital-light pathway toward development and mining at the Zelica Gold Project.

BML's established development track record provides a strong foundation for advancing Zelica through its next phase

Case Study: Auric Mining and BML Ventures

STRATA MINERALS LTD

AURIC MINING (ASX:AWJ) PARTNERSHIP WITH BML VENTURES

BML funded, managed development, mining, haulage, processing for a 50% profit share from surplus cash

JEFFEREY'S FIND DEPOSIT

RESULT[10]:

- **29,534 ounces** of gold mined and sold at **average price of A$3,763** per ounce
- **A$82 million** in gold sales, Auric receiving **A$16.5 million as 50% share**
- Significant share price and **market cap rerate**
- **Transformational outcome** for Auric Mining and shareholders

AURIC'S MANAGEMENT COMMENT

Managing Director, Mark English, said: *"We are delighted to be signing off on these stellar results from the final toll milling campaign of Jeffreys Find ore.*

"The receipt of this final $2.2 million distribution represents a robust closing result for Auric from our maiden mining venture.

"In total, 29,534 ounces of gold were mined and sold from Jeffreys Find, generating more than $82 million in gold sales, with Auric receiving $16.5 million as our 50% share of project cash surplus.

"Jeffreys Find has been an absolute game changer for Auric, accelerating our transition from explorer to producer. The success of the project has significantly strengthened the Company's balance sheet and supported the development of our Munda Gold Mine, where Auric has recently completed its Starter Pit mining campaign to similar outstanding results." said Mr English.

SOURCE; Auric Mining Limited (ASX: AWJ), 12 March 2026, Golden Finish for Jeffreys Find as Auric Banks Final

Near-term Catalysts & Upside (Indicative Timeline)

STRATA MINERALS LTD

RECENT

- BML Ventures Partnership secured to fund pre-development, development and mining at Zelica
- Maiden JORC 2012 MRE: 42,000oz @ 1.61g/t Au (68% Indicated)[1]

UPCOMING

Q4 2026

- High-resolution magnetic survey completed, targeting prospective exploration targets across the broader Zelica Project
- Pre-Development Activities advancing – metallurgy, environmental, engineering underway
- Regulatory approval, permits, studies advancing
- MDCP to be submitted
- Initial RC grade-control drilling program
- Mining studies

Q1/Q2 2027

- Mine design planning
- Exploration and Drill targeting across 9.5km gold corridor

H2 2027

Targeted commencement of mining - H2 2027, subject to approvals, technical and development milestones

ONGOING

District Scale Growth along 9.5km Corridor, advance Zelica, other strategic initiatives

Multiple untested targets along corridor. Historical surface samples up to 39.6 g/t Au[6,12]. Repeat Discovery and growth potential

Source: Strata Minerals Limited (ASX: SMX) ASX announcement dated 14 October 2026, "Maiden 42,000oz JORC 2012 Mineral Resource Estimate at Zelica" [1], Appendix A

Defined maiden resource, capital-light development pathway and significant exploration upside position Zelica for its next phase of growth

The Investment Case

STRATA MINERALS LTD

HIGH-GRADE GOLD

38 out of 40 holes drilled returned significant shallow gold[7,11]

Consistent high-grade results across the system, open along strike and at depth

Maiden JORC 2012 Mineral Resource of 42,000oz @ 1.61g/t Au, with 68% Indicated[1]

DISTRICT-SCALE GROWTH

9.5km interpreted gold corridor

Only 1km drill-tested, open at depth and along strike

Multiple untested targets remain along 9.5km trend

Substantial resource growth potential and new discoveries

CAPITAL-LIGHT DEVELOPMENT PATHWAY

Capital-light development model

BML Ventures partnership funds development, mining, haulage and toll treatment

Granted mining licence

Nearby processing mills

Existing site infrastructure

MULTIPLE CATALYSTS AHEAD

Resource growth at Zelica and along 9.5km corridor

Magnetic survey results

Metallurgy results

Pre-development activities rapidly advancing

Scoping Study to commence

Permitting and regulatory approvals advancing

VALUE OPPORTUNITY

~A$6M market capitalisation

Significant re-rate potential

Current valuation reflects a fraction of the upside potential

Source: Strata Minerals Limited (ASX: SMX) ASX announcement dated 14 October 2026, "Maiden 42,000oz JORC 2012 Mineral Resource Estimate at Zelica" [1], Appendix A

Strata is focused on creating shareholder value through advancing Zelica towards potential gold production while pursuing resource growth and new discoveries

~$5M EV vs Peers with significantly higher valuations

References

ASX ANNOUNCEMENTS & SUPPORTING SOURCE MATERIAL

1. *Strata Minerals Limited (ASX: SMX), 14 October 2026, Maiden 42,000oz JORC 2012 Mineral Resource Estimate at Zelica*
2. *Strata Minerals Limited (ASX: SMX), 2 October 2026, Placement Completion and Cleansing Notice*
3. *Strata Minerals Limited (ASX: SMX), 5 August 2026, Pre-Development Activities Advance at Zelica Gold Project*
4. *Strata Minerals Limited (ASX: SMX), 30 July 2026, Quarterly Activities / Appendix 5B Cash Flow Report (30 June cash)*
5. *Strata Minerals Limited (ASX: SMX), 22 July 2026, Strata Expands District-Scale Zelica Gold Project*
6. *Strata Minerals Limited (ASX: SMX), 9 June 2026, High-Grade Rock Chips Validate Extensive Gold System Across 9.5km Corridor*
7. *Strata Minerals Limited (ASX: SMX), 3 June 2026, Expanding Wide High-Grade Gold System Confirmed at Zelica*
8. *Strata Minerals Limited (ASX: SMX), 1 June 2026, Strata Partners with BML Ventures to Accelerate Development and Mining Pathway at Zelica Gold Project, WA*
9. *Strata Minerals Limited (ASX: SMX), 20 May 2026, Phase 2 Drilling Delivers Consistent Shallow High-Grade Gold at Zelica*
10. *Auric Mining Limited (ASX: AWJ), 12 March 2026, Golden Finish for Jeffreys Find as Auric Banks Final $2.2M*
11. *Strata Minerals Limited (ASX: SMX), 29 January 2026, High-Grade Gold From Maiden Drilling at Zelica*
12. *Strata Minerals Limited (ASX: SMX), 12 December 2025, Strata Raises $1.175m and Expands Zelica Gold Project*

STRATA MINERALS LTD

CONTACT

Strata Minerals Limited

Peter Woods

Managing Director

pw@strataminerals ltd.com

NWR Communications

Melissa Tempra

Media & Investor Relations

melissa@nwrcommunications.com.au

Level 5, 191 St Georges Terrace | Perth WA 6000

e: info@strataminerals limited.com | w: strataminerals limited.com

Appendix A

MINERAL RESOURCE ESTIMATE – JORC 2012

Zelica Gold Project, Western Australia | Reported above a 0.5g/t Au cut-off grade, constrained within an A$5,500/oz optimised pit shell

Table 1: Zelica Gold Project Mineral Resource Estimate by Classification

JORC 2012 Classification	Tonnes	Au (g/t)	Au (oz)
Indicated	525,000	1.69	28,500
Inferred	289,000	1.46	13,500
TOTAL	**814,000**	**1.61**	**42,000**

Table 2: Zelica Gold Project Mineral Resource Estimate by Material Type

Material Type	Tonnes	Au (g/t)	Au (oz)
Oxide	362,000	1.56	18,000
Transitional	293,000	1.53	14,500
Fresh	159,000	1.88	9,500
TOTAL	**814,000**	**1.61**	**42,000**

Table Notes:

- Mineral Resources are based on JORC Code Definitions as defined by the Australasian Code for Reporting of Mineral Resources and Ore Reserves.
- All figures are rounded to reflect appropriate levels of confidence. Apparent differences may occur due to rounding.
- The Resource has been estimated using appropriate high-grade cuts.
- Tonnes rounded to the nearest 1,000t, ounces rounded to the nearest 500oz.
- Resource is reported at a 0.5g/t cut off
- Resource is constrained within a A$5,500/oz optimised pit shell, using a mining cost = $4.80, Processing cost = $82.25, Haulage=$0.18t/km, processing recovery 90%

Competent Person Statement – Mineral Resources

The information in this report that relates to Mineral Resources is based on, and fairly represents, information and supporting documentation compiled by Mr Michael Martin, a Competent Person who is a member of the Australian Institute of Geoscientists. Mr Martin is a full-time employee of OMNI GeoX Pty Ltd. Mr Martin has sufficient experience that is relevant to the style of mineralisation and type of deposit under consideration and to the activity that is being undertaken to qualify as a Competent Person as defined in the 2012 Edition of the 'Australasian Code for Reporting of Exploration Results, Mineral Resources and Ore Reserves'. Mr Martin consents to the inclusion in the report of the matters based on his information in the form and context that the information appears.

Source: Strata Minerals Limited (ASX: SMX) ASX announcement dated 14 October 2026, "Maiden 42,000oz JORC 2012 Mineral Resource Estimate at Zelica" [1].